

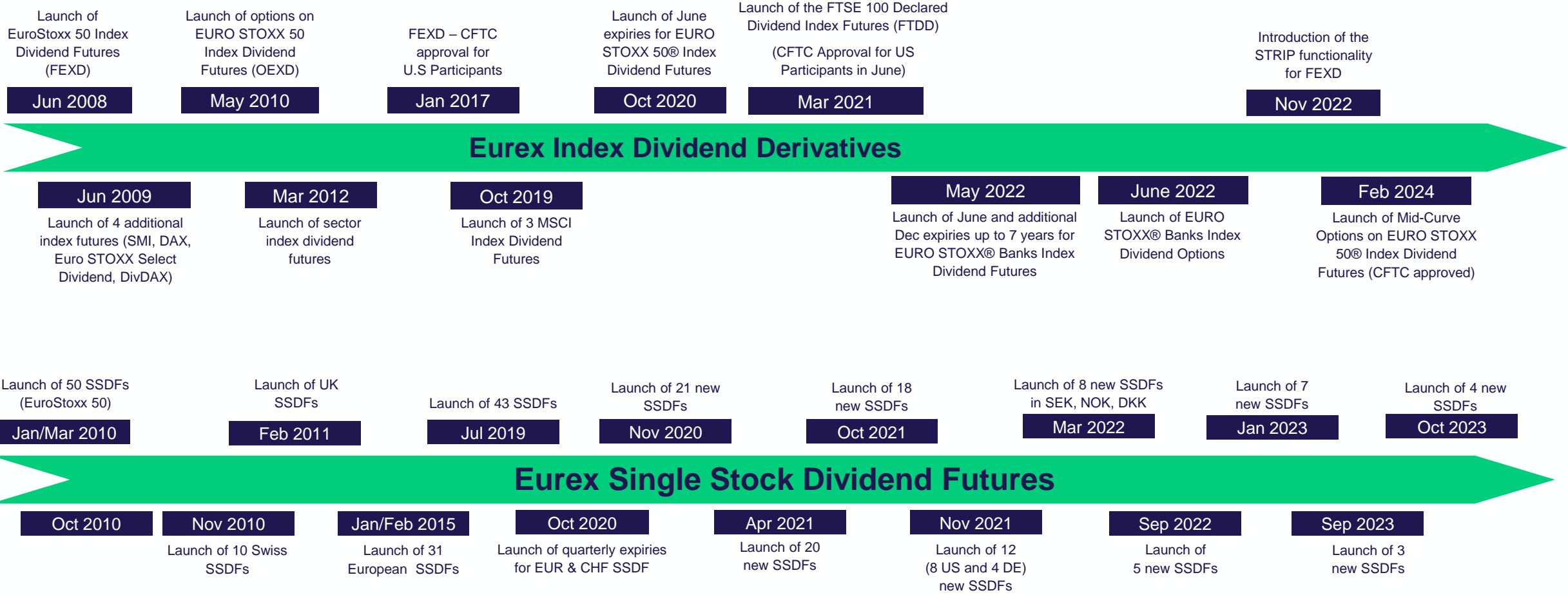
Eurex Dividend Derivatives

March 2024



Eurex offers a wide range of Dividend Derivatives

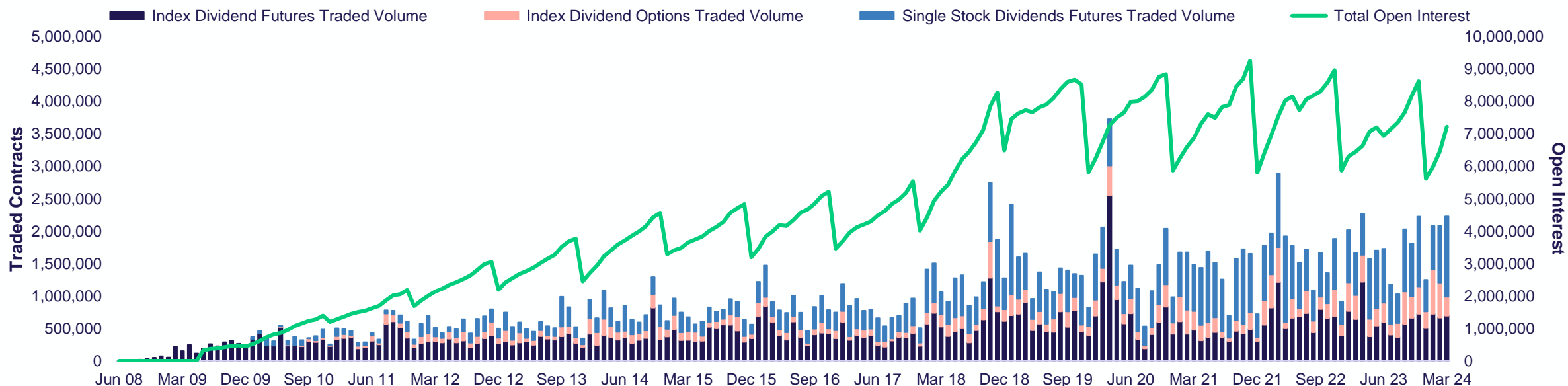
Evolution of the Dividend market segment and product portfolio



Dividend Derivatives volume development

Volume & Open Interest

Eurex Index and Single Stock Dividend Derivatives



Year	Traded Contracts	Daily Average	YoY Change	Order Book Share	No. of Trades	Market Share			Volume Split	
						Agent	MM	Principal	Options	Futures
2024	6,393,645	101,486	7.43%	10.51%	59,807	71%	23%	6%	24%	76%
2023	20,487,872	80,345	0.07%	11.09%	193,682	70%	23%	7%	19%	81%
2022	20,474,551	79,668	19.77%	16.10%	234,062	65%	26%	9%	17%	83%
2021	17,095,139	66,260	-10.40%	11.89%	136,494	65%	28%	7%	14%	86%
2020	19,078,867	74,819	15.80%	23.84%	294,424	57%	32%	12%	14%	86%
2019	16,475,056	65,118	0.23%	18.97%	146,637	55%	36%	9%	15%	85%

Your benefits trading Dividend Derivatives

Potential uses & applications of trading listed futures and options

Dividend Derivatives

- ✓ Income protection – allows investors to lock in expected & implied dividends to assure income returns
- ✓ Hedging of dividend risk – particularly for structured products and equity options
- ✓ Directional views on dividends – trading of house views on earnings and distributions
- ✓ Isolation of price return/capital growth on equities
- ✓ Dispersion / correlation – trading single stock vs index dividends
- ✓ Opportunistic trades
- ✓ Curve trading – terms structures / calendar spreads
- ✓ Diversification
- ✓ Relative value trading – to other asset classes e.g. credit
- ✓ Underlying for dividend linked structures

Listed futures

- ✓ No counterparty risk & no documentation required
- ✓ More liquidity and transparency comparing to the OTC
- ✓ Standardized treatment of corporate actions adjustments
- ✓ Underlying index for each contract and maturity to monitor accrued dividend
- ✓ Possibility to monitor the history of implied dividends across market events

Eurex Dividend Derivatives outline

What are they & which dividends count?

Outline

- Dividend Derivatives allow investors to take positions in, or hedge, future dividend payments – and can be based on individual stocks or on equity indexes.
- The futures and options contracts themselves settle to the realized value of dividend payments in a future period – i.e. that period referenced by the contract.
- In Europe the most common settlement period is an annual one (Dec to Dec) and the settlement of each contract is the value equivalent to dividends paid - either in cash (for individual stocks) or the dividend amount in index point equivalents.
- Gross (100%) of declared dividends, paid either in cash or shares, unless the related primary derivatives exchange / index provider makes an adjustment to underlying.

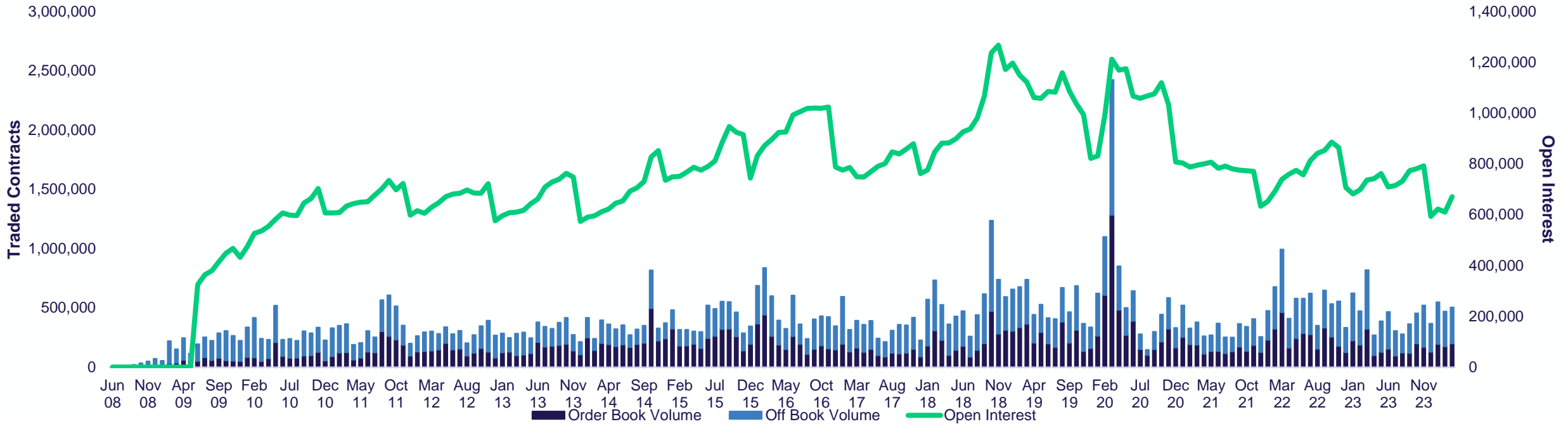
Qualifying dividends

- Stock dividends are usually included at the cash equivalent amount.
- Dividends declared special or extraordinary by the issuer are usually excluded*
- Return of capital: they follow the related underlying exchange rules.
- Share buy-backs are excluded.

* However where such a special dividend is adjusted in the underlying price index by an amount net of withholding tax – that withholding tax element is used in the calculation for the gross dividend points.

EURO STOXX 50[®] Index Dividend Futures (FEXD)

Volume & Open Interest

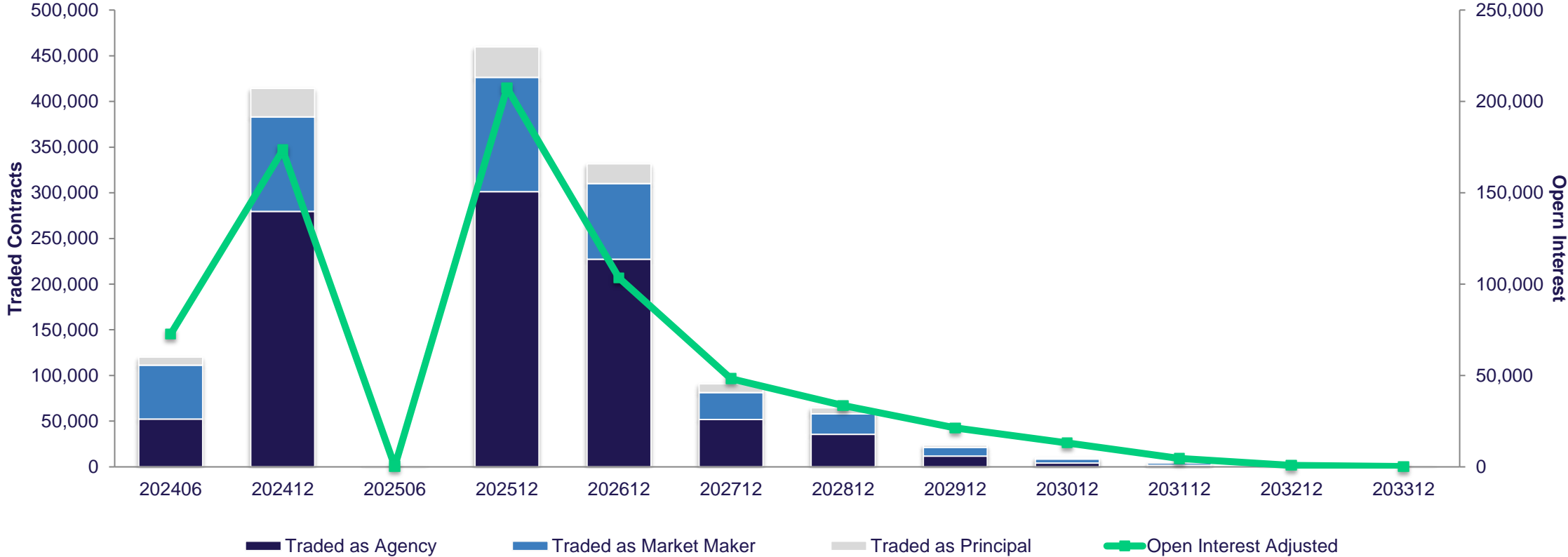


Year	Traded Contracts	Daily Average	YoY Change	Order Book Share	No. of Trades	Market Share		
						Agent	MM	Principal
2024	1,519,884	24,125	-20.66%	37.19%	52,158	64%	29%	8%
2023	5,327,105	20,891	-26.77%	36.26%	172,585	61%	30%	9%
2022	6,753,010	26,276	40.81%	44.62%	215,818	52%	35%	14%
2021	3,997,067	15,493	-105.65%	46.75%	120,068	52%	40%	8%

Notional Open Interest as of end of Mar-24: 10.4 bln. EUR

EURO STOXX 50[®] Index Dividend Futures (FEXD)

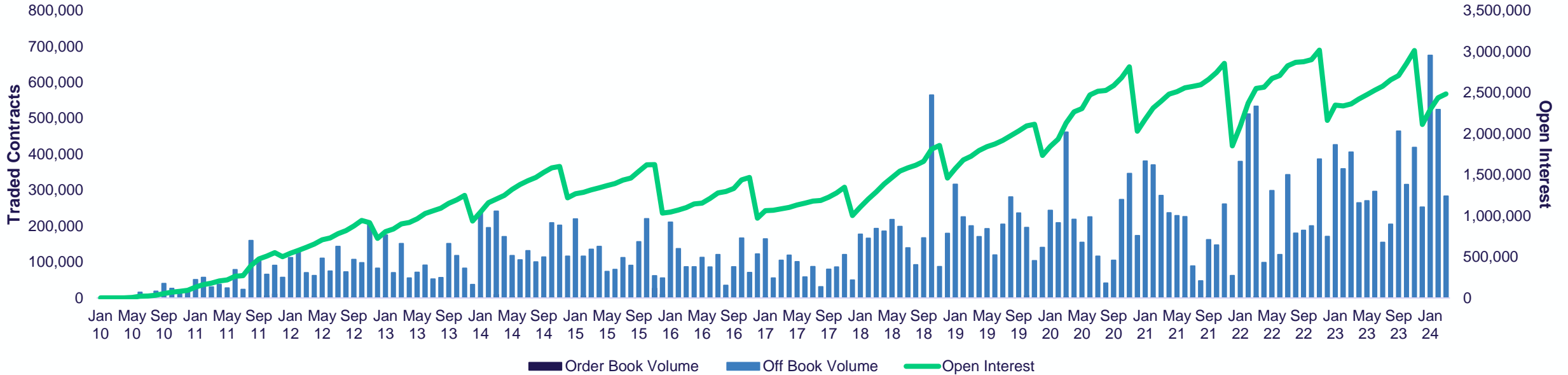
Volume and Open Interest, January – March 2024 (by maturity)



EURO STOXX 50[®] Index Dividend Options (OEXD)

Volume & Open Interest

EURO STOXX[®] 50 Index Dividend Options

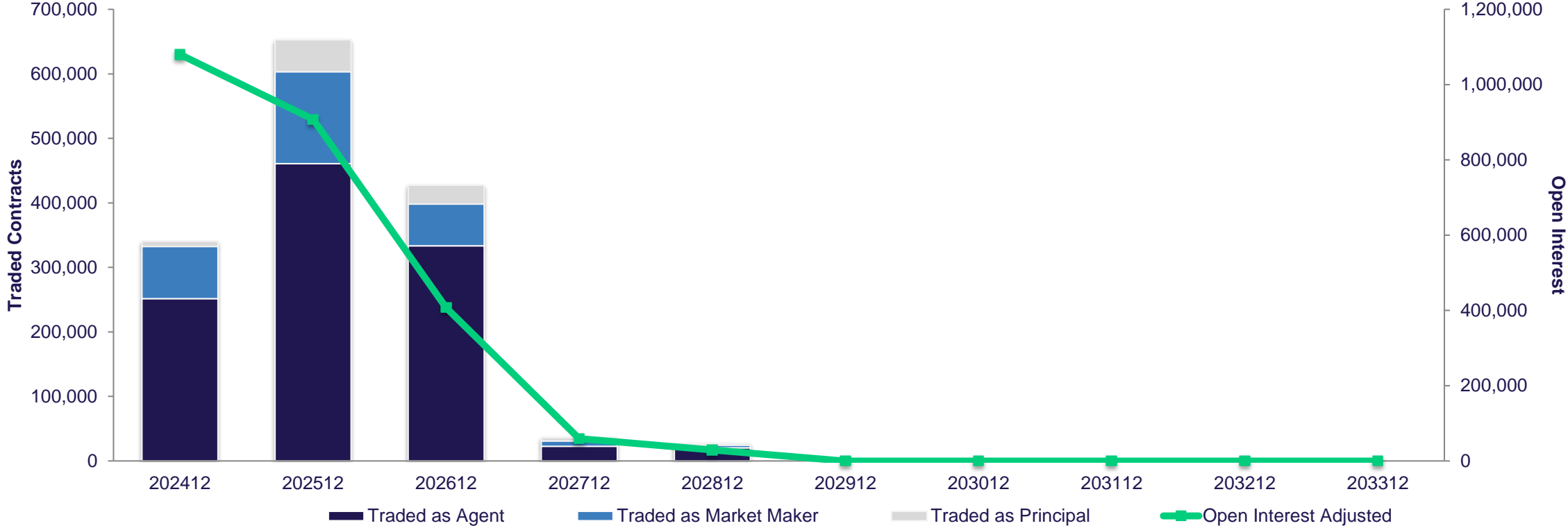


Year	Traded Contracts	Daily Average	YoY Change	Order Book Share	No. of Trades	Market Share		
						Agent	MM	Principal
2024	1,484,337	23,561	24.48%	0.10%	1,107	73%	20%	6%
2023	3,836,915	15,047	10.89%	0.12%	2,388	71%	18%	11%
2022	3,418,899	13,303	26.42%	0.21%	1,897	63%	21%	16%
2021	2,515,639	9,751	-2.87%	0.75%	1,569	55%	22%	22%

Notional Open Interest as of end of Mar-24: 31.8 bln. EUR

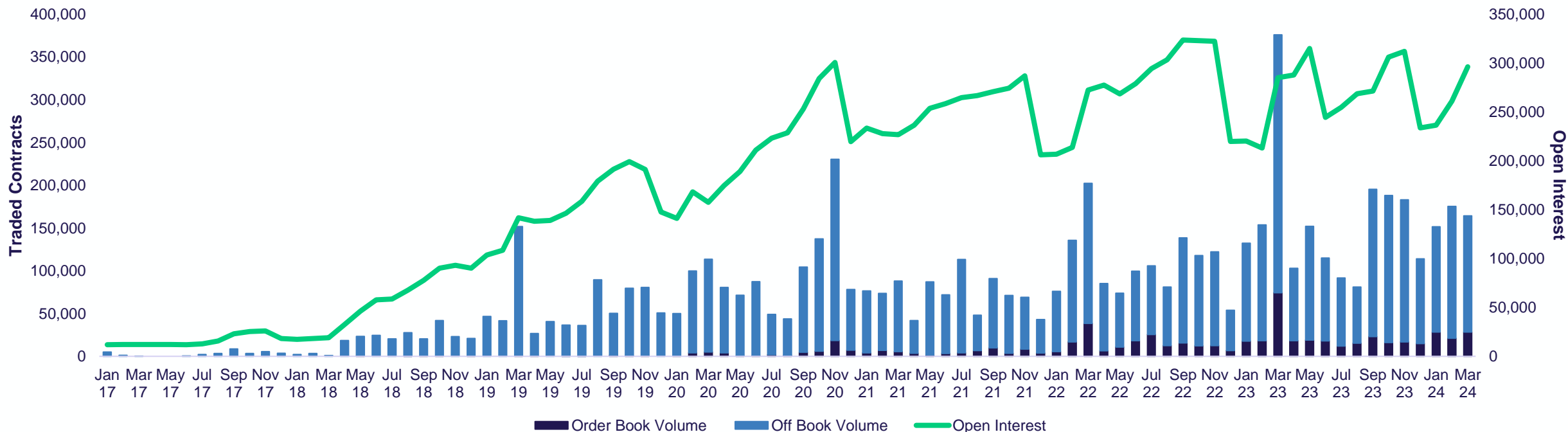
EURO STOXX 50[®] Index Dividend Options (OEXD)

Volume and Open Interest, January – March 2024 (by maturity)



EURO STOXX® Banks Dividend Futures (FEBD)

Volume & Open Interest

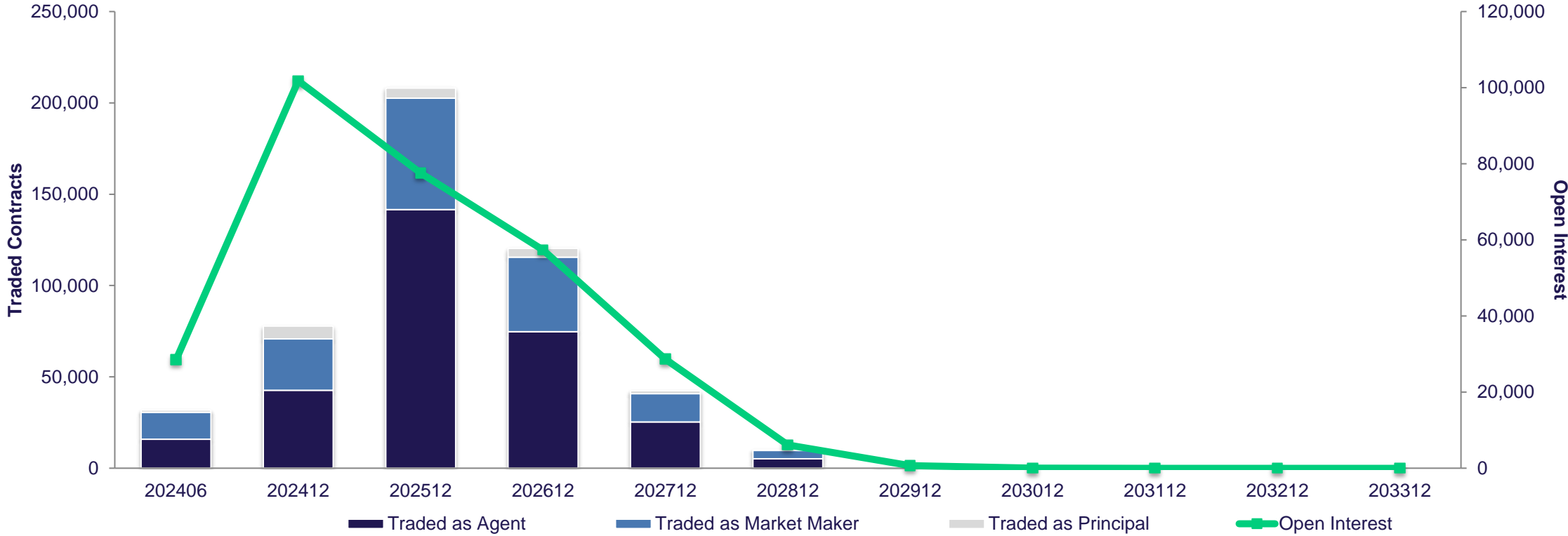


Year	Traded Contracts	Daily Average	YoY Change	Order Book Share	No. of Trades	Market Share		
						Agent	MM	Principal
2024	491,393	7,800	-25.77%	15.82%	2,074	62%	34%	4%
2023	1,885,145	7,393	31.50%	13.98%	5,264	57%	38%	5%
2022	1,291,389	5,025	32.28%	14.02%	3,384	50%	41%	9%
2021	874,523	3,390	-30.99%	6.94%	1,758	53%	42%	5%

Notional Open Interest as of end of Mar-24: 1283.1 mln. EUR

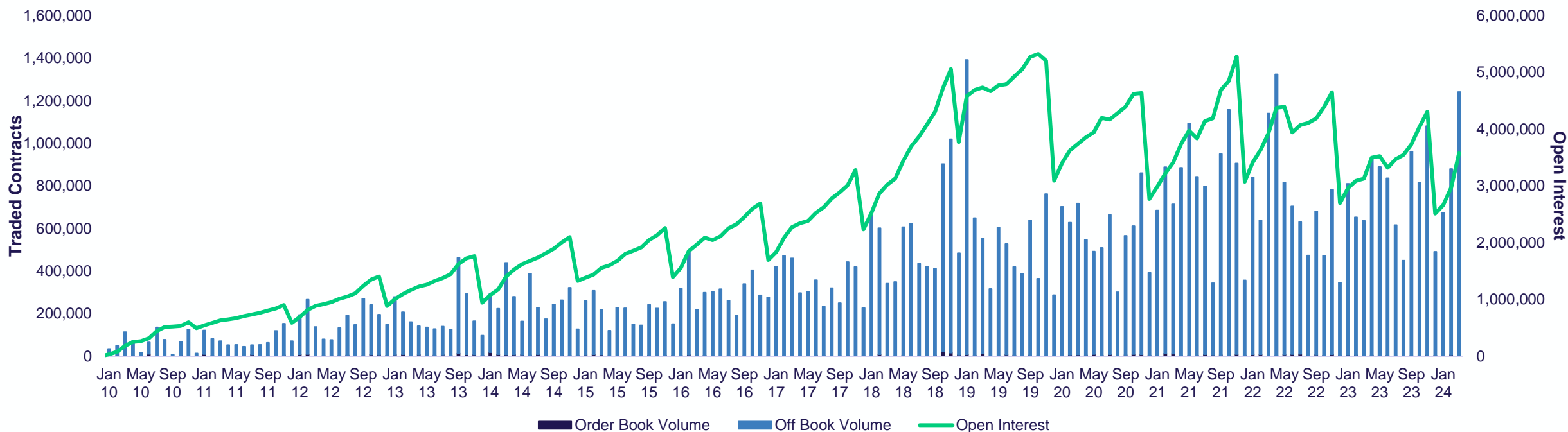
EURO STOXX® Banks Index Dividend Futures (FEBD)

Volume and Open Interest, January – March 2024 (by maturity)



Single Stock Dividend Futures

Volume & Open Interest

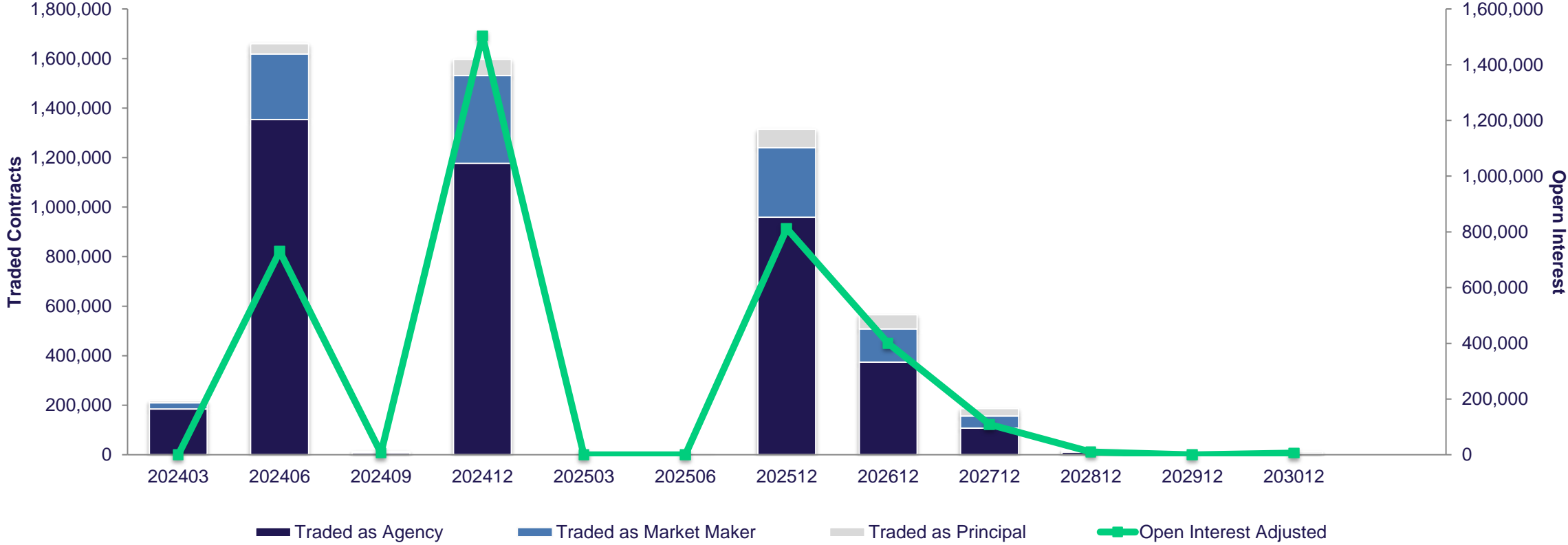


Year	Traded Contracts	Daily Average	YoY Change	Order Book Share	No. of Trades	Market Share		
						Agent	MM	Principal
2024	2,794,568	44,358	33.11%	0.39%	3,913	75%	20%	5%
2023	9,169,135	35,957	3.51%	0.49%	12,409	78%	19%	4%
2022	8,847,167	34,425	-8.73%	0.84%	12,293	78%	19%	3%
2021	9,619,127	37,283	27.33%	0.77%	12,659	74%	23%	3%

Notional Open Interest as of end of Mar-24: 3.6 bln. EUR

Single Stock Dividend Futures

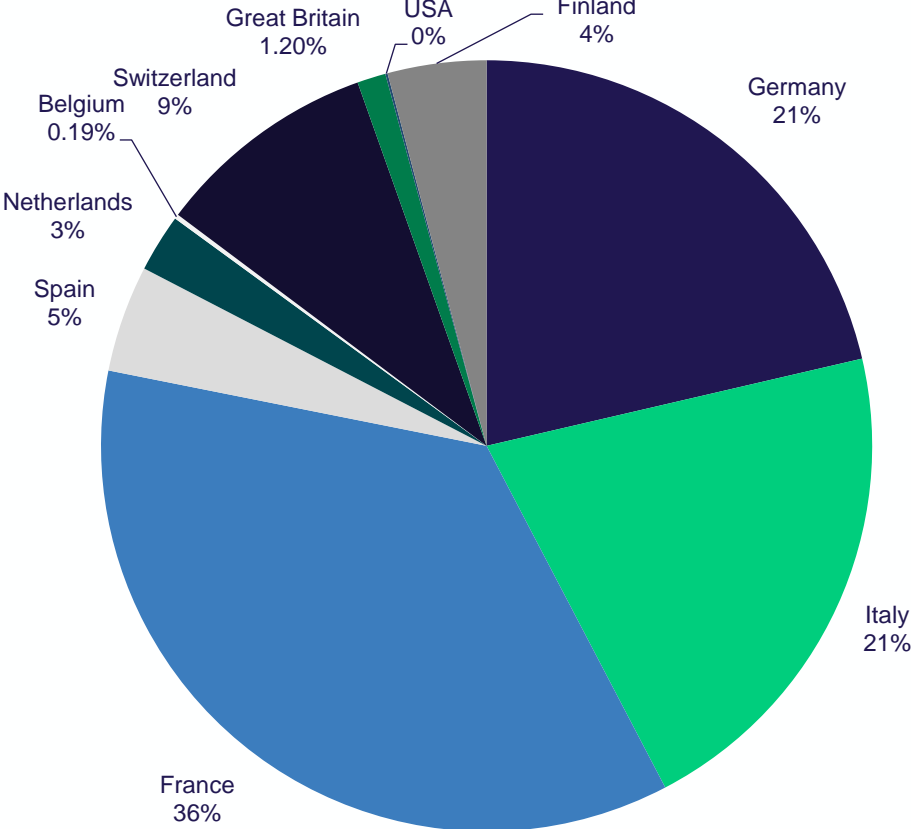
Volume and Open Interest, January – March 2024 (by maturity)



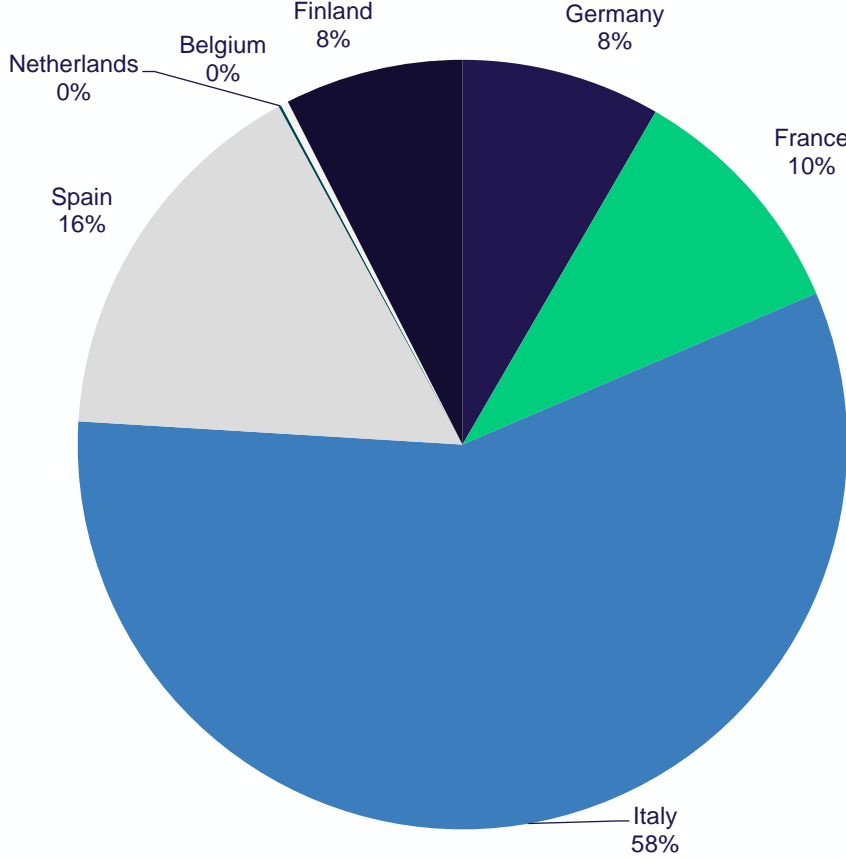
Single Stock Dividend Futures – YTM figures

Volume distribution January – March 2024

Total SSDFs - Capital Volume in EUR



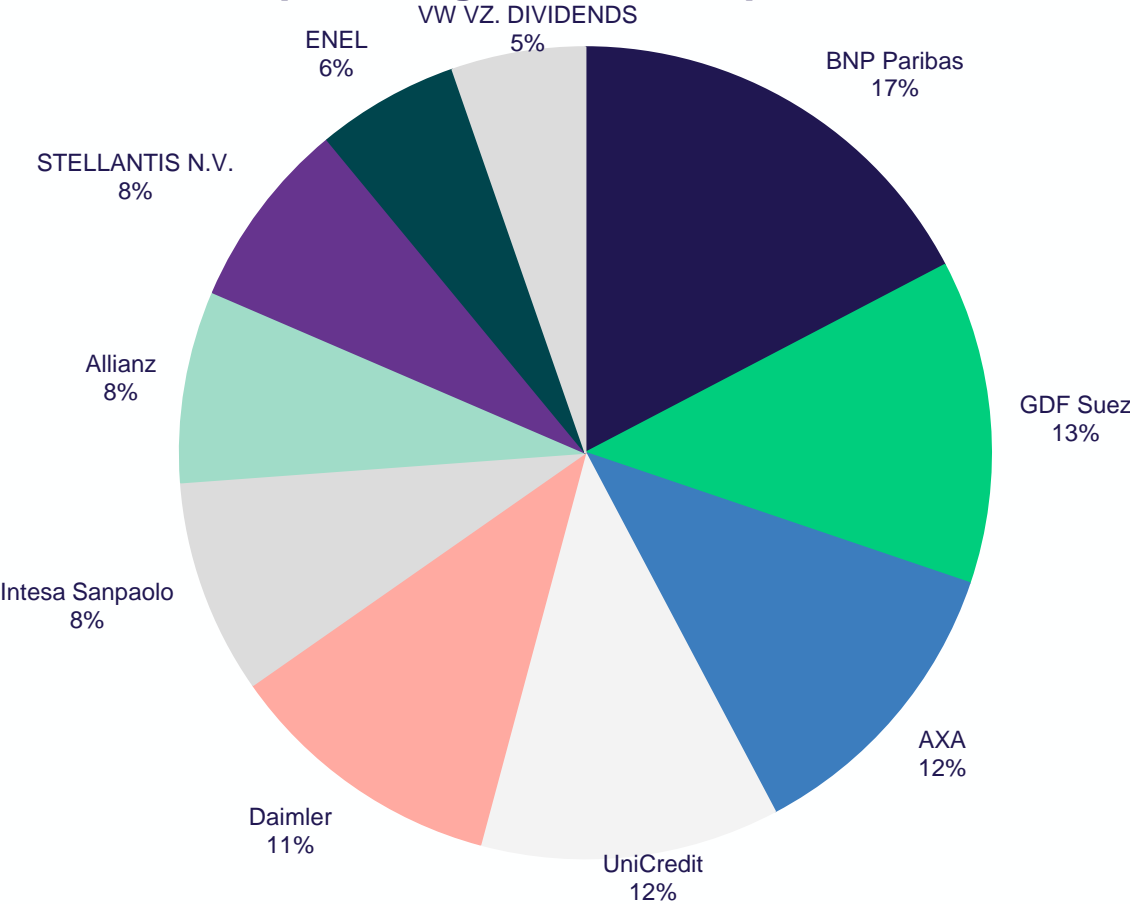
EURO STOXX 50® Constituent SSDFs - Volumes



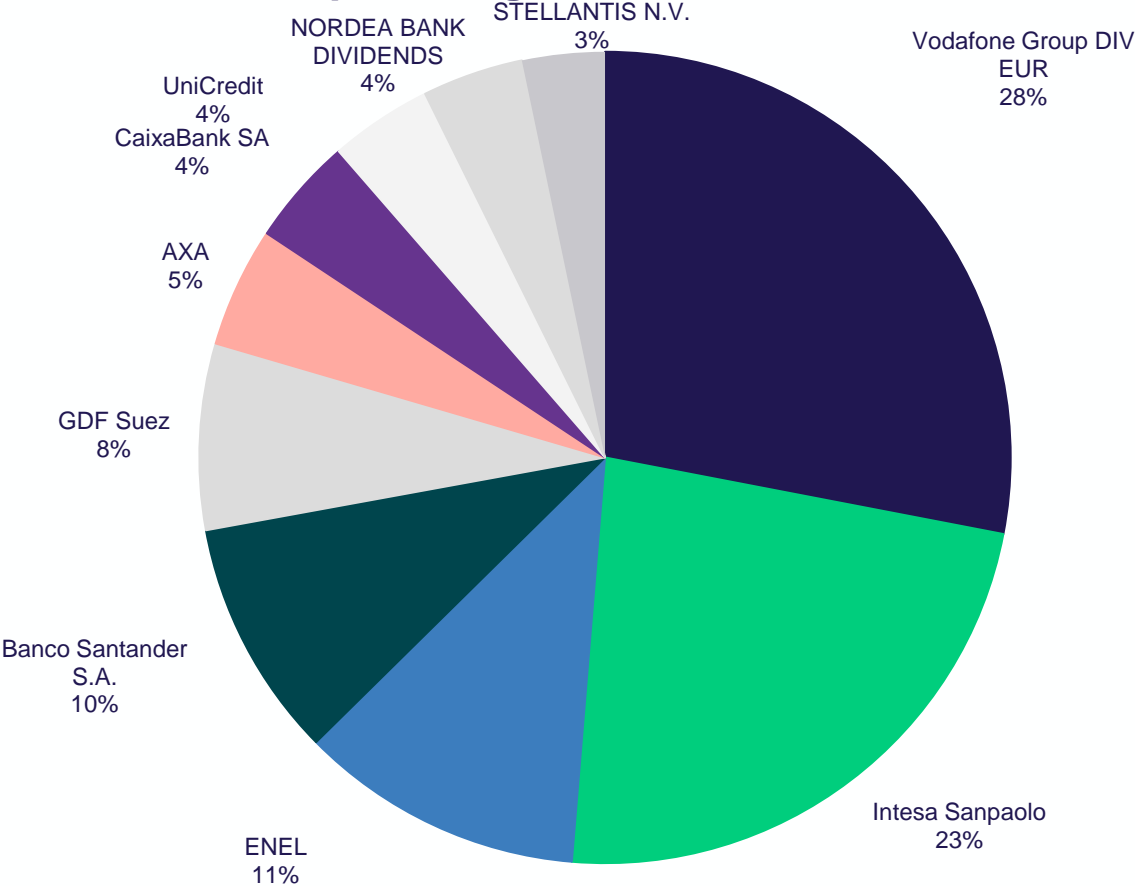
Single Stock Dividend Futures – YTM Top Traded Stocks

Volume and Contract distribution January – March 2024

SSDFs - Top 10 Single Stocks Cap.Vol. in EUR



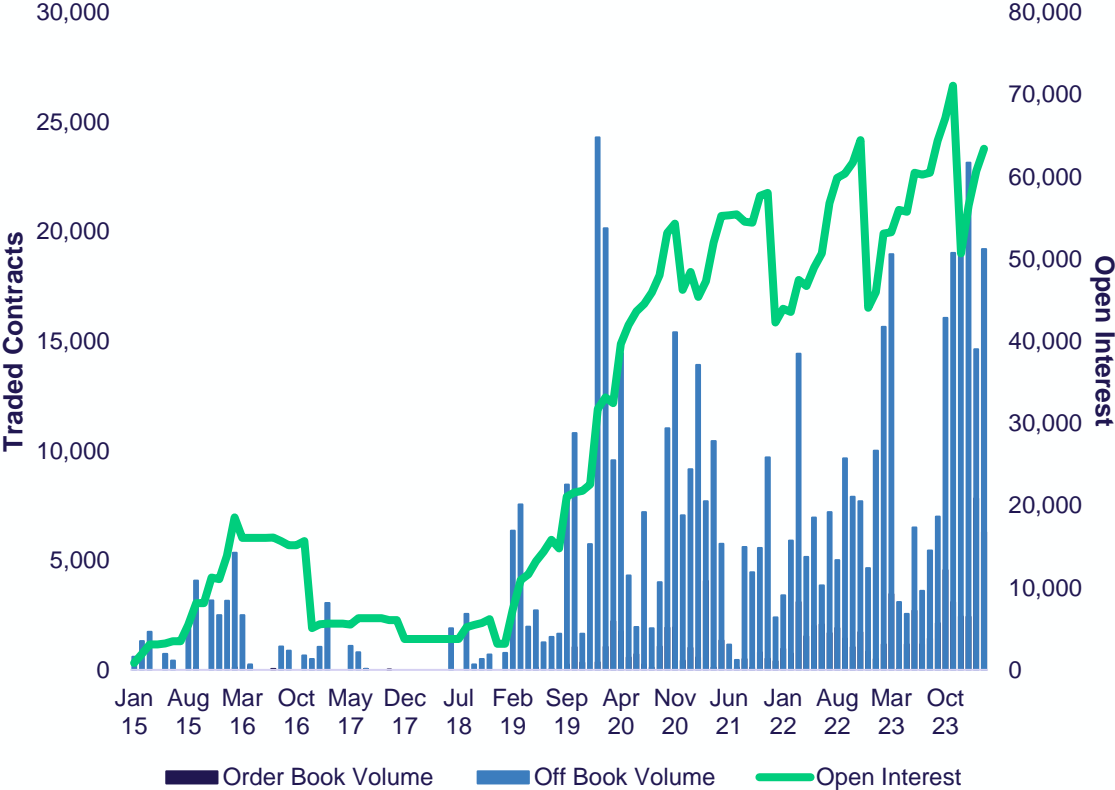
SSDFs - Top 10 Single Stocks Traded Volume



Other Index Dividend Futures

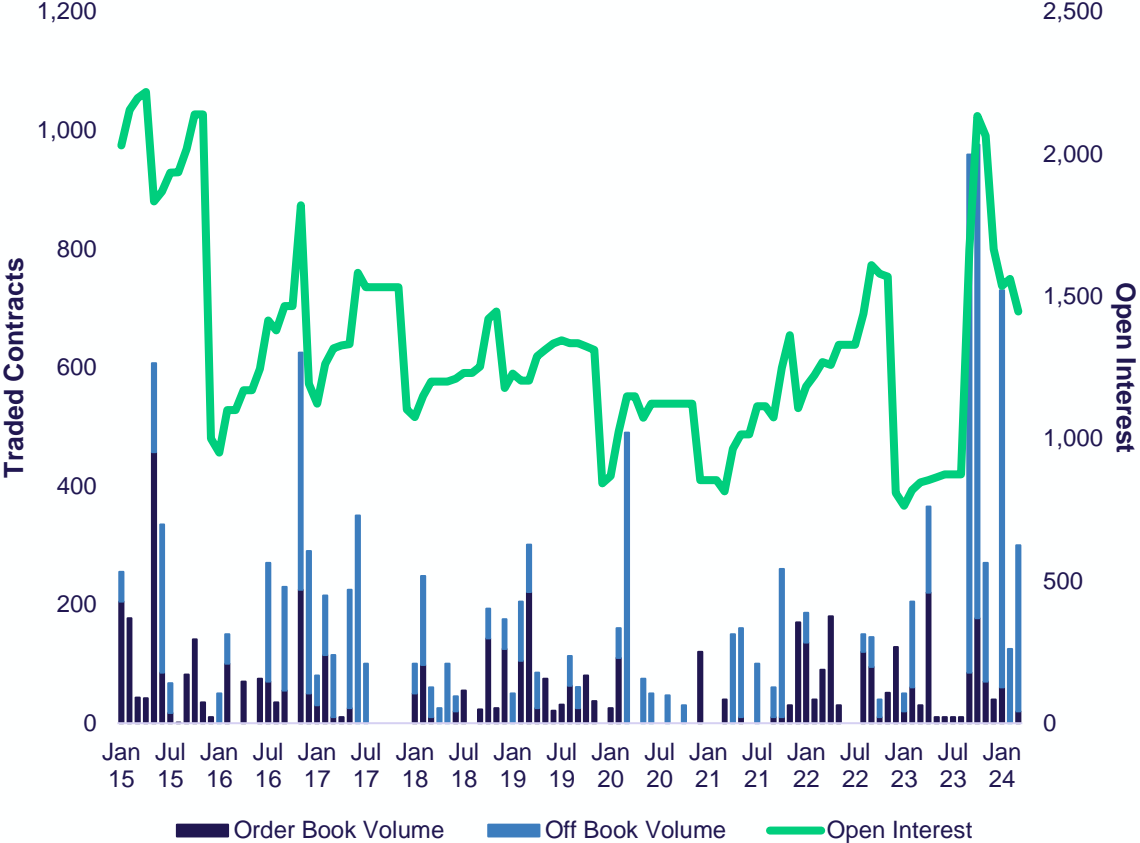
Volume & Open Interest

EURO STOXX® Select Dividend 30 Index Dividend Futures



Notional Open Interest as of end of Dec-23: 521.6 mio. EUR

SMI® Dividend Futures



Notional Open Interest as of end of Dec-23: 64.1 mio. EUR

Liquidity providers – Dividend Derivatives (1/2)

EURO STOXX 50® Index Dividend Futures (FEXD)

BNP Paribas	BNAPA	Yanis Escudero	+33 1 55 77 43 89
Goldman Sachs	GSIEB	Paulo Costa	+44 20 7051 8618
J.P. Morgan	JPMFR	Gabriel Messika	+33 1 8 70 2642
Mako	SDTLO	Konrad Malinowski	+44 20 7862 0454
Morgan Stanley	MGILO	Firas Zenie	+44 20 7677 1473
Optiver	OPXAM	Thijs Grotenhuis	+31 20 708 7737
Société Générale	SOGFR	Eric Carballada	+33 1 42 13 3224
BofA Securities Europe SA	MLEPA	Didier Momot	+33 1 87 70 10 16
Susquehanna Investment Group	SISDB	Desmond Dolan	+353 1 802 8091

EURO STOXX® Banks Index Dividend Futures (FEBD)

BNP Paribas	BNAPA	Yanis Escudero	+ 33 1 55 77 8247
BofA Securities Europe SA	MLEPA	Didier Momot	+33 1 87 70 10 16

Liquidity providers – Dividend Derivatives (2/2)

EURO STOXX 50® Index Dividend Options (OEXD) & EURO STOXX® Banks Dividend Options (OEBD)

BNP Paribas	BNAPA	Brice Abbou	+44 20 7595 0562
Mint Tower	MTCAM	Paul Thung	+31 20 797 7619
Mako	MAKAM	Jack Hulme	+44 20 7862 0454

Single Stock Dividend Futures (SSDFs)

BNP Paribas	BNAPA	Soraya Cherai	+33 1 55 77 43 89
Goldman Sachs	GSIEB	Paulo Costa	+44 20 7501 8618
Société Générale	SOGFR	Eric Carballeda	+33 1 42 13 32 24
J.P. Morgan	JPMFR	Gabriel Messika	+33 1 67 03 2642
BofA Securities Europe SA	MLEPA	Didier Momot	+33 1 87 70 10 16
Susquehanna Investment Group	SISDB	Jack O'Sullivan	+353 1 517 5527



Appendix

Contract specifications – Dividend Futures (1/2)

Reference contract	EURO STOXX 50® Index Dividend Futures	FTSE 100® Declared Dividend Index Futures	EURO STOXX® Select Dividend 30 Index Dividend Futures	MSCI® Index Dividend Futures	
Underlying dividend points calculation	EURO STOXX 50® DVP	FTSE 100® Declared Dividend Index	EURO STOXX® Select Dividend 30 DVP	MSCI EAFE & World	MSCI EM
Index provider	STOXX Ltd.	FTSE International Ltd.	STOXX Ltd.	MSCI	
Eurex product ID	FEXD	FTDD	FD3D	FFPD, FWPD	FEFD
Launch date	30 Jun 2008	29 March 2021	22 Jun 2009	21 Oct 2019	
Contract value	EUR 100 per index dividend point	GBP 50 per index dividend point	EUR 100 per index dividend point	USD 100 per index dividend point	USD 500 per index dividend point
Price quotation	in points, with one decimal			in points, with two decimals	
Minimum price change	0.1 index points, i.e. EUR 10	0.1 index points, i.e. GBP 5	0.1 index points, i.e. EUR 10	0.1 index points, i.e. USD 10	0.01 index points, i.e. USD 5
Settlement	Cash settlement, all values payable on the first exchange day following the final settlement date.				
Contract months	The four nearest successive semi-annual contracts of the June and December cycle and the eight following annual months of the December cycle (from the first exchange day after the last trading day of the calendar year up to the final settlement day of the following calendar year) are available for trading at any time.		The five nearest successive annual contracts of the December cycle (from the first exchange day after the last trading day of the calendar year up to the final settlement day of the following calendar year) are available for trading at any time.		
Last trading day	Last trading day is the final settlement day. Final settlement day is the third Friday of each December maturity month if this is an exchange day; otherwise the exchange day immediately preceding that day.				
Final settlement day	Final settlement day is the last trading day		Final settlement day is the exchange day immediately following the last trading day		
Trading hours	08:30-22:00 CET	(12:00 CET on the last trading day)	08:30-19:00 CET (12:00 CET on the last trading day)	8:30-22:00	
Transaction fees	EUR 1.20	GBP 1.20	EUR 1.20	A: USD 1.40 ; P/M: USD 1.20	A: USD 2.00 ; P/M: USD 1.80
Regular transactions	EUR 1.80	GBP 1.80	EUR 1.80	A: USD 2.10 ; P/M: USD 1.80	A: USD 3.00 ; P/M: USD 2.10
TES Block Trades					
Cash Settlement	EUR 1.20	GBP 1.20	EUR 1.20	A: USD 1.40 ; P/M: USD 1.20	A: USD 2.00 ; P/M: USD 1.80

Contract specifications – Dividend Futures (2/2)

Reference contract	SMI® Dividend Futures	DAX® Price Index Dividend Futures	DivDax® Dividend Futures	1y/2y/3y/4y/5y Mid-Curve Options on EURO STOXX 50® Index Dividend Futures
Underlying dividend points calculation	SMI® Dividend Points Index	DAX® Dividend Points Index	DivDAX® Dividend Points Index	EURO STOXX 50® Index Dividend Futures (FEXD)
Index provider	SIX Swiss Exchange Ltd.	Deutsche Börse AG	Deutsche Börse AG	STOXX Ltd.
Eurex product ID	FSMD	FDXD	FDVD	OED1, OED2, OED3, OED4, OED5
Launch date		22 Jun 2009		05 Feb 2024
Contract value	CHF 100 per index dividend point	EUR 100 per index dividend point	EUR 1.000 per index dividend point	EUR 100 per 1.0 index dividend point
Price quotation	in points, with one decimal place	in points, with one decimal place	in points, with two decimal places	in points, with two decimal place
Minimum price change	0.1 index points, equivalent to a value of CHF 10	0.1 index points, equivalent to a value of EUR 10	0.01 index points, equivalent to a value of EUR 10	0.01 index points, equivalent to a value of EUR 1
Settlement	Cash settlement, all values payable on the first exchange day following the final settlement date.			The exercise of a 1-year (2, 3, 4, 5) Mid-Curve Option on EURO STOXX 50® Index Dividend Futures results in the creation of a corresponding position in the EURO STOXX 50® Index Dividend Futures for the option buyer as well as to the seller to whom the exercise is assigned, whereby a EURO STOXX 50® Index Dividend Futures contract with a maturity of 1 (2, 3, 4, 5) year(s) after the expiration of the EURO STOXX 50® Index Dividend Mid-Curve Options will be delivered The position is established after the Post-Trading Full Period of the exercise day and is based upon the agreed exercise price
Contract months	The five nearest successive annual contracts of the December cycle (from the first exchange day after the last trading day of the calendar year up to the final settlement day of the following calendar year) are available for trading at any time.			Up to 15 months: The five nearest successive quarterly cycle (Mar/Jun/Sep/Dec)
Last trading day	Last trading day is the final settlement day. Final settlement day is the third Friday of each December maturity month if this is an exchange day; otherwise the exchange day immediately preceding that day.			The third Friday of each expiration month, if this is an exchange day; otherwise, the exchange day immediately preceding that day.
Final settlement day	Final settlement day is the last trading day			Final settlement day is the last trading day. Exercise: European-style; an option can only be exercised on the final settlement day of the respective option series until the end of the Post-Trading Full Period (20:30 CET).
Trading hours	08:30-17:27 CET (09:00 CET on the last trading day)	08:30-19:00 CET on the last trading day	(12:00 CET 08:30-19:00 CET (12:00 CET on the last trading day)	Order book: 8:30 – 17:30 CET TES Trading: 8:30 – 19:00 CET (for Block and Vola Trades)
Transaction fees	CHF 1.80 CHF 2.40 CHF 1.80		EUR 2.00 EUR 3.00 EUR 2.00	EUR 0.60 EUR 0.60 EUR 0.60

Contract specifications – Sector Dividend Futures

Underlying	EURO STOXX® Automobile & Parts, Banks / Utilities / Telecommunications / Insurance / Oil&Gas DVP STOXX® Europe 600 Automobile & Parts, Banks / Utilities/ Telecommunications / Insurance / Oil&Gas DVP
Currency	EUR
Contract months	The five nearest successive annual contracts of the December cycle (from the first exchange day after the last trading day of the calendar year up to the final settlement day of the following calendar year) are available for trading at any time. For FEBD only: The four nearest successive semi-annual contracts of the June and December cycle and the five following annual months of the December cycle (from the first exchange day after the last trading day of the calendar year up to the final settlement day of the following calendar year) are available for trading at any time
Contract value	EUR 500 per index point.
Price quotation and minimum price change	The price quotation is in points, with two decimal places. The minimum price change is 0.01 points, equivalent to a value of EUR 5 per contract.
Settlement	Cash settlement, payable on the first exchange day following the final settlement day.
Last trading day and final settlement day	Last trading day is the final settlement day. Final settlement day is the third Friday of each December maturity month if this is an exchange day; otherwise the exchange day immediately preceding that day. Close of trading in the maturing futures on the last trading day is at 12:00 CET, for SMI® Dividend Futures at 9:00 CET.
Final settlement price	The final settlement price is established by Eurex on the final settlement day at 12:00 CET based on the final value of the underlying index for the relevant contract period. Determining is the cumulative total of the relevant gross dividends declared and paid by the individual constituents of the underlying index as calculated in the form of index points by STOXX Ltd. for the contract period.
Contract (dividend) period	The contract period, for purposes of dividends declared and paid, will be from, but excluding the third Friday of December of the year preceding the maturity year, if this is an exchange day; otherwise from and excluding the exchange day immediately preceding that day, up to and including the third Friday of December of the maturity year if this is an exchange day; otherwise up to and including the exchange day immediately preceding that day.
Trading hours	Order book: 8:30 – 17:30 CET TES Block Trading: 8:30 – 19:00 CET

Contract specifications – EURO STOXX 50[®] Index Dividend Options

Underlying	EURO STOXX 50 [®] DVP (Dividend Points Index)
Contract value	EUR 100 per index dividend point of the underlying.
Settlement	Cash settlement, payable on the first exchange day following the final settlement day.
Price Quotation and minimum price change	The price quotation is in points, with two decimal places. The minimum price change is 0.01 points, equivalent to a value of EUR 1 per contract.
Contract months	The ten nearest successive annual contracts of the December cycle (from the first exchange day after the last trading day of the calendar year up to the final settlement day of the following calendar year) are available for trading at any time.
Last trading day and final settlement day	Last trading day is the final settlement day. Final settlement day is the third Friday of each December expiration month if this is an exchange day; otherwise the exchange day immediately preceding that day. Close of trading in the expiring option series on the last trading day is at 12:00 CET.
Daily settlement price	The daily settlement price is established by Eurex. The daily settlement prices for EURO STOXX 50 [®] Index Dividend Options are determined through the Black/Scholes 76 model.
Final settlement price	The final settlement price is established by Eurex on the final settlement day at 12:00 CET based on the final value of the underlying index for the relevant contract period. Determining is the cumulative total of the relevant gross dividends declared and paid by the individual constituents of the underlying index as calculated in the form of index points by STOXX Ltd., Deutsche Börse AG as well as SIX Swiss Exchange for the contract period.
Exercise	European-style; an option can only be exercised on the final settlement day of the respective option series until the end of the Post-Trading Full Period (20:30 CET).
Exercise prices	At least nine exercise prices shall be available for each expiry for each call and put, such that four exercise prices are in-the-money, one is at-the-money and four are out-of-the-money.
Strike price intervals	EURO STOXX 50 [®] Index Dividend Options have execution prices with intervals in the amount of not less than one point. Option series with a term of up to 59 months may have exercise prices of five points or of ten points for option series with a term of more than 59 months.
Option premium/Margining	The premium is payable in full in the currency of the respective contract on the exchange day following the day of the trade.

Contract specifications – Single Stock Dividend Futures

Underlying	Annual dividend payments
Price quotation and minimum price change	The price quotation is in EUR/CHF/USD with three decimal places and in pence with two decimal places respectively. The minimum price change is EUR/CHF/USD 0.001 and 0.01 pence, equivalent to a value of EUR/CHF/USD 1 and 10 pence per contract respectively.
Contract value	Dividend payments in relation to a contract size of 1000 shares.
Contract years and reference period	The five (or seven for selected SSDFs) nearest successive annual contracts of the December cycle (from the first exchange day after the Last Trading Day of the calendar year up to the final settlement day of the following calendar year) are available for trading at any time. Each dividend is determined as paid on ex-dividend date. All dividends determined as paid within the contract period will be added to determine the final settlement price.
Last trading day and final settlement day	Last trading day is the final settlement day. Final settlement day is the third Friday of each December maturity month if this is an exchange day; otherwise the exchange day immediately preceding that day. Close of trading in the maturing futures on the last trading day is at 12:00 CET.
Daily settlement price	The daily settlement price for the current maturity month is derived from the volume-weighted average of the prices of all transactions during the minute before 17:30 CET (reference point), provided that more than five trades transacted within this period. For the remaining maturity months, the daily settlement price for a contract is determined based on the average bid/ask spread of the combination order book.
Final settlement price	The final settlement price is established by Eurex on the final settlement day at 12:00 CET, corresponding to the dividend for the respective company's business year. The final settlement price is determined to four decimal places.
Corporate actions	Corporate actions are treated in the same manner like Eurex Single Stock Futures in the adjustment of contract sizes and issuing of new contract series where necessary. Adjustments to contract sizes etc. will be made for special/extraordinary dividends – which are excluded from the contracts final settlement price. Eurex will target “home market” (IDEM) treatment of corporate actions for Italian names.
Trading hours	Order book: 8:30 – 17:30 CET TES Block Trading: 8:30 – 19:00 CET

SSDFs – Current product suite and pricing (Total:318)

Single Stock Dividend Futures & Fees per contract (Regular Orderbook Transactions)

Germany			France			Netherlands			Switzerland			UK			USA			Nordics		
Adidas	A2DS	1.20 EUR	Accor	A2CR	0.20 EUR	ABN Amro	A2BN	0.50 EUR	ABB	A2BB	1.60 CHF	3i Group	I2IH	0.16 GBP	3M	M2MM	1.20 USD	Elisa	E2IA	1.20 EUR
Aliaz	A2LV	1.20 EUR	Air Liquide	A7IR	1.20 EUR	Adyen	A2DY	0.10 EUR	Adco	A2BB	1.60 CHF	Anglo American	A2AL	1.20 USD	AbbVie	A2BV	1.20 USD	Fortum	F2OT	1.20 EUR
BAF	B2AS	1.20 EUR	Airbus	A2AS	1.20 EUR	AEGON	A2EN	0.20 EUR	Alcon	A2DE	1.60 CHF	AstraZeneca	A2AL	1.20 USD	Altria Group	M2OF	1.20 USD	KONE	K3C4	1.20 EUR
Bayer	B3AY	1.20 EUR	ALSTOM	A5OM	0.50 EUR	Ahold Delhaize	A3HO	1.20 EUR	Cle Financière Richemont	A2CF	0.30 CHF	Aviva	A2ZN	1.20 USD	Amazon.com	A2MZ	0.20 USD		K4C4	1.20 EUR
Balersdorf	B2EI	0.90 EUR	AtoS	A2XI	0.90 EUR	Akzo Nobel	A3KU	1.20 EUR		C3FR	1.60 CHF	BAE Systems	A2V	0.16 GBP	Apple	A3AP	1.20 USD	Neste	N2EF	1.20 EUR
BMW	B2MW	1.20 EUR	AXA	A2XA	1.20 EUR	ArceorMittal	ISS	0.70 USD		C4FR	1.60 CHF	Bank of America	A3V	0.16 GBP	AT&T	T2FF	1.20 USD	Nokia	N4OA	0.10 EUR
Brenntag	B2RG	1.20 EUR	BNP Paribas	B2NP	1.20 EUR	ASM International	IAP	0.50 EUR	Gebert	C5FR	1.60 CHF	Barclays	B2A	0.16 GBP	Automatic Data Processing	A3PF	1.20 USD	Nordea Bank ABP	N2DB	0.90 EUR
CECONOMY	C2EC	0.10 EUR	Bouygues	B2YG	1.20 EUR	ASML Holding	A2SI	1.20 EUR	Givaudan	G2EB	1.60 CHF	BHP Group	B3AR	0.04 GBP	Bank of America	B2AC	1.20 USD	Orion	O2NG	1.20 EUR
Continental	C2ON	1.20 EUR	Cargotec	C2GM	1.20 EUR	ASR Nederland NV	A2SM	1.20 EUR	Julius Bär Gruppe	G2IV	1.60 CHF	BP	B4LT	1.20 USD	Best Buy	B2BY	1.20 USD	Sampo	S3MP	1.20 EUR
Covestro	C2OV	1.20 EUR	Carrefour	C3AR	0.90 EUR	DSM Firmenich	A2SR	1.20 EUR	British American Tobacco	B2AE	1.60 CHF	BT Group	B2AT	0.04 GBP	Blackstone	B2X	1.20 USD		S7MP	1.20 EUR
Daimler Truck	D2TG	1.20 EUR	Casino Guichard	C2AJ	0.10 EUR	Heineken	D2SM	1.20 EUR	Logitech	H3OL	1.60 CHF	BT Group	B2T	0.04 GBP	Bristol-Myers Squibb	B2MY	1.20 USD	Stora Enso	E2NU	0.50 EUR
Deutsche Bank	D4BK	0.20 EUR	Covivio	F2DR	1.20 EUR	ING Groep	H2NK	1.20 EUR	Enza Group	L2OG	1.60 CHF	BT Group	B2T	0.04 GBP	Chevron	C2VX	1.20 USD	UPM Kymmene	R2PL	1.20 EUR
Deutsche Börse	D3B1	1.20 EUR	Crédit Agricole	X2CA	0.90 EUR	JDE Peet's	D2NN	0.90 EUR	Lonza Group	L2ON	1.60 CHF	Centrica	B2RB	0.16 GBP	Cisco Systems	C2SC	1.20 USD	Ericsson LM	E2RI	12.00 SEK
Deutsche Post	D2PW	1.20 EUR	Danone	B2SN	1.20 EUR	NN Group	D2NN	0.90 EUR	Nestlé	N2ES	1.60 CHF	Carnival	C2CL	1.20 USD	Citigroup	C2IT	1.20 USD	Skandinaviska Enskilda Banken	S2EB	12.00 SEK
Deutsche Telekom	D2TE	0.90 EUR	Dassault Systèmes	D2SY	0.10 EUR	Philips	I2NN	0.90 EUR	Novartis	N2EV	1.60 CHF	Centrica	C2NA	0.04 GBP	Colgate-Palmolive	C2LP	1.20 USD	Svenska Handelsbanken	S2HB	12.00 SEK
E.ON	E3OA	0.50 EUR	ENGIE	E2SL	1.20 EUR	Prosser	J2DE	0.90 EUR	Roche Holding	R2GV	1.60 CHF	Diageo	D2GE	0.30 GBP	Dow Inc.	D2OW	1.20 USD	Swedbank AB	S2WE	12.00 SEK
Evonik Industries	E2KF	0.90 EUR	EssilorLuxottica	E2SL	1.20 EUR	Roche Holding	N2NG	1.20 EUR	SGS	R2GD	1.60 CHF	easyJet	E2ZJ	0.04 GBP	ExxonMobil	X2MF	1.20 USD	Telia Co AB	T2IA	12.00 SEK
Fresenius	F2RE	1.20 EUR	Hermes International	H2MI	1.20 EUR	SGS	S2GS	1.60 CHF	Glencore	S2K	1.60 CHF	Glencore	G2LE	0.20 USD	FedEx	F2DX	1.20 USD	Telenor ASA	T2EL	12.00 NOK
Fresenius Medical Care	F2ME	0.90 EUR	Kering	K2PX	1.20 EUR	Sika	P2RH	0.90 EUR	GSK Haleon	G2LE	0.20 USD	HSBC	H2SB	0.70 USD	General Electric	G2EC	0.70 USD	Orsted AS	O2RS	12.00 DKK
Hapag-Lloyd	H2LA	1.20 EUR	Klépierre	L2IF	1.20 EUR	Sandoz	P2XK	0.20 EUR	Imperial Brands	I2MB	0.30 GBP	Imperial Brands	I2MB	0.30 GBP	Hewlett Packard	H2PE	0.70 USD	Danske Bank A/S	D2KE	12.00 DKK
HeidelbergCement	H2EI	1.20 EUR	Legrand	L2RC	1.20 EUR	Stadler Rail	R2AN	1.20 EUR	Legal & General	L2EF	0.04 GBP	Legal & General	L2EF	0.04 GBP	IBM	I2BM	1.20 USD			
Henkel	H2EN	1.20 EUR	L'Oréal	L2OR	1.20 EUR	Royal Dutch Shell	R2DA	1.20 EUR	Lloyds Banking Group	L2LO	0.04 GBP	Lloyds Banking Group	L2LO	0.04 GBP	Intel	I2NT	1.20 USD	Andritz	A2NZ	1.20 EUR
Hugo Boss	B2OS	0.90 EUR	LYMH	M3OH	1.20 EUR	Royal KPN	K6PN	0.10 EUR	London Stock Exchange	L2ES	0.30 GBP	London Stock Exchange	L2ES	0.30 GBP	Johnson & Johnson	J2NJ	1.20 USD	Erste Bank	E2BS	1.20 EUR
Infinion	I2FX	0.20 EUR	Michelin	M3CH	1.20 EUR	Unibail-Rodamco-Westfield	U2BL	0.50 EUR	National Grid	N3G	0.16 GBP	NatWest	R2BS	0.04 GBP	JPMorgan Chase	J2PM	1.20 USD	OMV	O2MV	1.20 EUR
K+S	S2DF	1.20 EUR	Orange	F2TE	0.90 EUR	Unilever NV	U2NI	1.20 EUR	Prudential	P2RS	0.20 USD	Prudential	P2RS	0.20 USD	Kellanova	K2LO	1.20 USD	OVV	O2VV	1.20 EUR
Lufthansa	L2HA	0.10 EUR	Pernot-Ricard	P2TE	0.90 EUR				Reckitt Benckiser	R2BE	0.30 GBP	Reckitt Benckiser	R2BE	0.30 GBP	McDonald's	M2CD	1.20 USD	Österreichische Post	O2ST	1.20 EUR
Mercedes Benz	D2AI	1.20 EUR	Publicis Groupe	P2UA	1.20 EUR				RELX	R2EL	0.16 GBP	RELX	R2EL	0.16 GBP	Merck & Co.	M2CC	1.20 USD	Raffaello Bank International	R2BI	0.20 EUR
Merck	M2RK	1.20 EUR	Renault	R2NL	0.20 EUR				Rio Tinto	R3TZ	0.30 GBP	Rio Tinto	R3TZ	0.30 GBP	MetLife	M2ET	1.20 USD	UNIQA Insurance Group	U2QA	0.90 EUR
MTU Aero Engines	M2TX	1.20 EUR	Safran	S2EJ	1.20 EUR				Severn Trent	S2VT	0.30 GBP	Severn Trent	S2VT	0.30 GBP	Microsoft	M2ST	1.20 USD	Voestalpine	V2OS	1.20 EUR
Münchener Rückversicherung	M2UV	1.20 EUR	Saint-Gobain	G2OB	1.20 EUR				Shell (USD)	S2EL	1.20 USD	Shell (USD)	S2EL	1.20 USD	Newmont	N2EM	1.20 USD			
Porsche Automobil Holding	P2AG	1.20 EUR	Sanofi	S3NW	1.20 EUR				SSE	S2SE	0.16 GBP	SSE	S2SE	0.16 GBP	NVIDIA	N2VA	0.20 USD			
Porsche Preferred Shares	P2AG	1.20 EUR	Sanofi-EUROAPI	S2NW	1.20 EUR				Tesco	T2SC	0.04 GBP	Tesco	T2SC	0.04 GBP	Paramount Global	P2AR	1.20 USD			
ProSiebenSat.1	P2MP	0.90 EUR	Schneider Electric	S3ND	1.20 EUR				Vodafone Group	V4O	0.04 GBP	Vodafone Group	V4O	0.04 GBP	Paychex	P2YX	1.20 USD			
Puma	P2UM	0.90 EUR	Société Générale	S2GE	1.20 EUR				Vodafone Group	V2OE	0.10 EUR	PepsiCo	P2PE	1.20 USD	Verizon	V2ZF	1.20 USD			
RWE	R4WE	1.20 EUR	Sodexo	S3J7	1.20 EUR				WPP	W2PF	0.16 GBP	Pfizer	P2FE	1.20 USD	Wal-Mart	W2MT	1.20 USD			
SAP	S3AP	1.20 EUR	Stellantis	P2EU	1.20 EUR							Philip Morris International	P2MI	1.20 USD						
Sartorius	S2RT	1.20 EUR	STMicroelectronics	S2GM	0.20 USD							Procter & Gamble	P2GF	1.20 USD						
Siemens	S3IE	1.20 EUR	Teleperformance	R2CF	1.20 EUR							Public Storage	P2AS	1.20 USD						
Siemens Energy	S4IE	1.20 EUR	Thales	C2SF	1.20 EUR							T. Rowe Price	T2RO	1.20 USD						
Siemens Healthineers	E2NR	0.10 EUR	TotalEnergies	T2OT	1.20 EUR							The Coca-Cola Company	K2OF	1.20 USD						
Symrise	S2YF	1.20 EUR	Universal Music	U2MG	0.50 EUR							Verizon	V2ZF	1.20 USD						
TAG Immobilien	T2EG	1.20 EUR	Valeo	V2SA	0.90 EUR							Wal-Mart	W2MT	1.20 USD						
ThyssenKrupp	T2KA	0.10 EUR	Vallourec	V3AC	0.10 EUR															
Vonovia	A2NN	1.20 EUR	Veolia Environnement	V2VD	1.20 EUR															
VW	A3NN	1.20 EUR	Vinci	S3QU	1.20 EUR															
	V2W3	1.20 EUR	Vivendi	V6VU	0.20 EUR															
	V3W3	1.20 EUR																		

Further information

Statistics

[Eurex Exchange](#) > [Data](#) > [Statistics](#) > [Monthly statistics](#)

Product overview

[Eurex Exchange](#) > [Markets](#) > [Dividends](#)

Publications

[Eurex Exchange](#) > [Find](#) > [Publications](#)

Market-Making

[Eurex Exchange](#) > [Trade](#) > [Market-Making and Liquidity Provisioning](#)

Contacts

Derivatives Sales – Equity and Index

EMEA

Paul Beck

Eurex / Deutsche Börse AG
Clearstream, The Square
42, Avenue JF Kennedy
L-1855 Luxembourg

P: +352 2 43-3 61 42
paul.beck@deutsche-boerse.com

Asia

Mezhgan Qabool

Eurex
9 Raffles Place, Representative Office Hong Kong
56-01 Republic Plaza
Singapore

P (M): +65 88 69-90 13
P (W): +65 65 97-30 62
mezhgan.qabool@eurex.com

Sales Americas

Buy Side:

Damien Zinck
P: +1 312 544 1051
damien.zinck@eurex.com

Sell Side:

Rachna Mathur
P: +1 212 309 9308
rachna.mathur@eurex.com

Derivatives Product Design - Equity and Index

Lorena Dishnica

Deutsche Börse AG
11 Westferry Circus, Canary Wharf
E14 4HE London
United Kingdom

P: +44 20 7862 72 42
F: +44 20 7862 92 42
lorena.dishnica@eurex.com

Stuart Heath

Deutsche Börse AG
11 Westferry Circus, Canary Wharf
E14 4HE London
United Kingdom

P: +44 20 7862 7253
F: +44 20 7862 9253
stuart.heath@eurex.com

Thank you!

Disclaimer

© Eurex 2024

Deutsche Börse AG (DBAG), Clearstream Banking AG (Clearstream), Eurex Frankfurt AG, Eurex Clearing AG (Eurex Clearing) and Eurex Repo GmbH (Eurex Repo) are corporate entities and are registered under German law. Eurex Global Derivatives AG is a corporate entity and is registered under Swiss law. Clearstream Banking S.A. is a corporate entity and is registered under Luxembourg law. Deutsche Boerse Asia Holding Pte. Ltd., Eurex Clearing Asia Pte. Ltd. and Eurex Exchange Asia Pte. Ltd are corporate entities and are registered under Singapore law. Eurex Frankfurt AG (Eurex) is the administrating and operating institution of Eurex Deutschland. Eurex Deutschland is in the following referred to as the “Eurex Exchange”.

All intellectual property, proprietary and other rights and interests in this publication and the subject matter hereof (other than certain trademarks and service marks listed below) are owned by DBAG and its affiliates and subsidiaries including, without limitation, all patent, registered design, copyright, trademark and service mark rights. While reasonable care has been taken in the preparation of this publication to provide details that are accurate and not misleading at the time of publication DBAG, Clearstream, Eurex, Eurex Clearing, Eurex Repo as well as the Eurex Exchange and their respective servants and agents (a) do not make any representations or warranties regarding the information contained herein, whether express or implied, including without limitation any implied warranty of merchantability or fitness for a particular purpose or any warranty with respect to the accuracy, correctness, quality, completeness or timeliness of such information, and (b) shall not be responsible or liable for any third party’s use of any information contained herein under any circumstances, including, without limitation, in connection with actual trading or otherwise or for any errors or omissions contained in this publication.

This publication is published for information purposes only and shall not constitute investment advice respectively does not constitute an offer, solicitation or recommendation to acquire or dispose of any investment or to engage in any other transaction. This publication is not intended for solicitation purposes but only for use as general information.

All descriptions, examples and calculations contained in this publication are for illustrative purposes only.

Eurex and Eurex Clearing offer services directly to members of the Eurex Exchange respectively to clearing members of Eurex Clearing. Those who desire to trade any products available on the Eurex market or who desire to offer and sell any such products to others or who desire to possess a clearing license of Eurex Clearing in order to participate in the clearing process provided by Eurex Clearing, should consider legal and regulatory requirements of those jurisdictions relevant to them, as well as the risks associated with such products, before doing so.

Only Eurex derivatives that are CFTC-approved may be traded via direct access in the United States or by United States persons. A complete, up-to-date list of Eurex derivatives that are CFTC-approved is available at: <http://www.eurexchange.com/exchange-en/products/eurex-derivatives-us>. In addition, Eurex representatives and participants may familiarise U.S. Qualified Institutional Buyers (QIBs) and broker-dealers with certain eligible Eurex

equity options and equity index options pursuant to the terms of the SEC’s July 1, 2013 Class No-Action Relief. A complete, up-to-date list of Eurex options that are eligible under the SEC Class No-Action Relief is available at: <http://www.eurexchange.com/exchange-en/products/eurex-derivatives-us/eurex-options-in-the-us-for-eligible-customers...> Lastly, U.S. QIBs and broker-dealers trading on behalf of QIBs may trade certain single-security futures and narrow-based security index futures subject to terms and conditions of the SEC’s Exchange Act Release No. 60,194 (June 30, 2009), 74 Fed. Reg. 32,200 (July 7, 2009) and the CFTC’s Division of Clearing and Intermediary Oversight Advisory Concerning the Offer and Sale of Foreign Security Futures Products to Customers Located in the United States (June 8, 2010).

Trademarks and Service Marks

Buxl®, DAX®, DivDAX®, eb.rexx®, Eurex®, Eurex Repo®, Eurex Strategy WizardSM, Euro GC Pooling®, FDAX®, FWB®, GC Pooling®, GCPI®, MDAX®, ODAX®, SDAX®, TecDAX®, USD GC Pooling®, VDAX®, VDAX-NEW® and Xetra® are registered trademarks of DBAG. All MSCI indexes are service marks and the exclusive property of MSCI Barra. ATX®, ATX® five, CECE® and RDX® are registered trademarks of Vienna Stock Exchange AG. IPD® UK Quarterly Indexes are registered trademarks of Investment Property Databank Ltd. IPD and have been licensed for the use by Eurex for derivatives. SLI®, SMI® and SMIM® are registered trademarks of SIX Swiss Exchange AG. The STOXX® indexes, the data included therein and the trademarks used in the index names are the intellectual property of STOXX Limited and/or its licensors. Eurex derivatives based on the STOXX® indexes are in no way sponsored, endorsed, sold or promoted by STOXX and its licensors and neither STOXX nor its licensors shall have any liability with respect thereto. Bloomberg Commodity IndexSM and any related sub-indexes are service marks of Bloomberg L.P. PCS® and Property Claim Services® are registered trademarks of ISO Services, Inc. Korea Exchange, KRX, KOSPI and KOSPI 200 are registered trademarks of Korea Exchange Inc. BSE and SENSEX are trademarks/service marks of Bombay Stock Exchange (BSE) and all rights accruing from the same, statutory or otherwise, wholly vest with BSE. Any violation of the above would constitute an offence under the laws of India and international treaties governing the same.

The names of other companies and third party products may be trademarks or service marks of their respective owners.

Eurex Deutschland qualifies as manufacturer of packaged retail and insurance-based investment products (PRIIPs) under Regulation (EU) No 1286/2014 on key information documents for packaged retail and insurance-based investment products (PRIIPs Regulation), and provides key information documents (KIDs) covering PRIIPs traded on Eurex Deutschland on its website under the following link: <http://www.eurexchange.com/exchange-en/resources/regulations/eu-regulations/priips-kids>.

In addition, according to Art. 14(1) PRIIPs Regulation the person advising on, or selling, a PRIIP shall provide the KID to retail investors free of charge.