

Eurex Dividend Derivatives

April 2023



Eurex offers a wide range of Dividend Derivatives

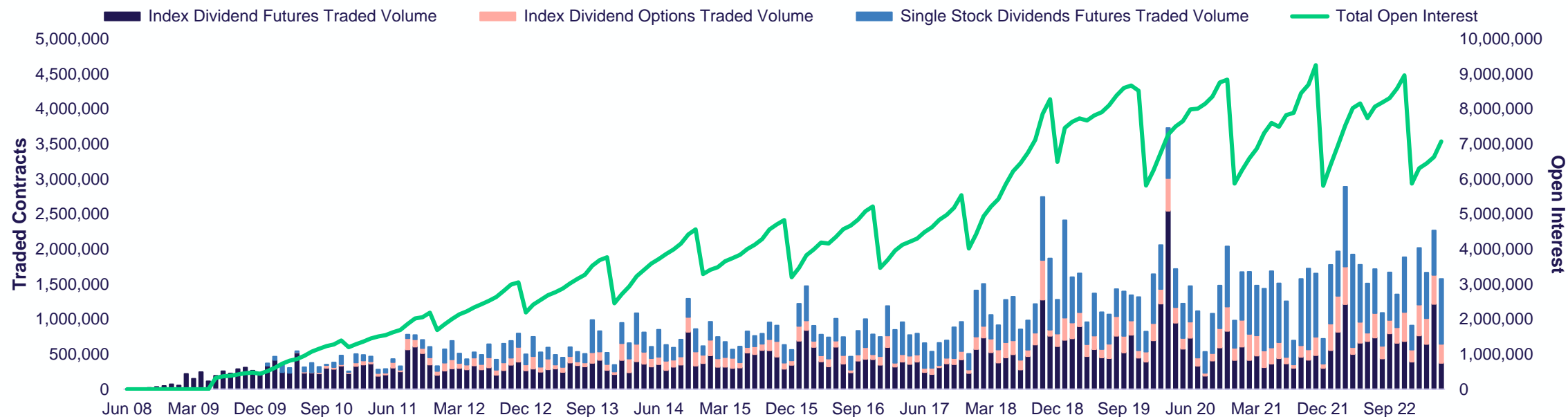
Evolution of the Dividend market segment and product portfolio



Dividend Derivatives volume development

Volume & Open Interest

Eurex Index and Single Stock Dividend Derivatives



Year	Traded Contracts	Daily Average	YoY Change	Order Book Share	No. of Trades	Market Share			Volume Split	
						Agent	MM	Principal	Options	Futures
2023	7,527,177	90,689	-12.08%	13.07%	70,237	69%	23%	8%	20%	80%
2022	20,474,551	79,668	19.77%	16.10%	234,062	65%	26%	9%	17%	83%
2021	17,095,139	66,260	-10.40%	11.89%	136,494	65%	28%	7%	14%	86%
2020	19,078,867	74,819	15.80%	23.84%	294,424	57%	32%	12%	14%	86%

*Jan-Apr 2023

Your benefits trading Dividend Derivatives

Potential uses & applications of trading listed futures and options

Dividend Derivatives

- ✓ Income protection – allows investors to lock in expected & implied dividends to assure income returns
- ✓ Hedging of dividend risk – particularly for structured products and equity options
- ✓ Directional views on dividends – trading of house views on earnings and distributions
- ✓ Isolation of price return/capital growth on equities
- ✓ Dispersion / correlation – trading single stock vs index dividends
- ✓ Opportunistic trades
- ✓ Curve trading – terms structures / calendar spreads
- ✓ Diversification
- ✓ Relative value trading – to other asset classes e.g. credit
- ✓ Underlying for dividend linked structures

Listed futures

- ✓ No counterparty risk & no documentation required
- ✓ More liquidity and transparency comparing to the OTC
- ✓ Standardized treatment of corporate actions adjustments
- ✓ Underlying index for each contract and maturity to monitor accrued dividend
- ✓ Possibility to monitor the history of implied dividends across market events

Eurex Dividend Derivatives outline

What are they & which dividends count?

Outline

- Dividend Derivatives allow investors to take positions in, or hedge, future dividend payments – and can be based on individual stocks or on equity indexes.
- The futures and options contracts themselves settle to the realized value of dividend payments in a future period – i.e. that period referenced by the contract.
- In Europe the most common settlement period is an annual one (Dec to Dec) and the settlement of each contract is the value equivalent to dividends paid - either in cash (for individual stocks) or the dividend amount in index point equivalents.
- Gross (100%) of declared dividends, paid either in cash or shares, unless the related primary derivatives exchange / index provider makes an adjustment to underlying.

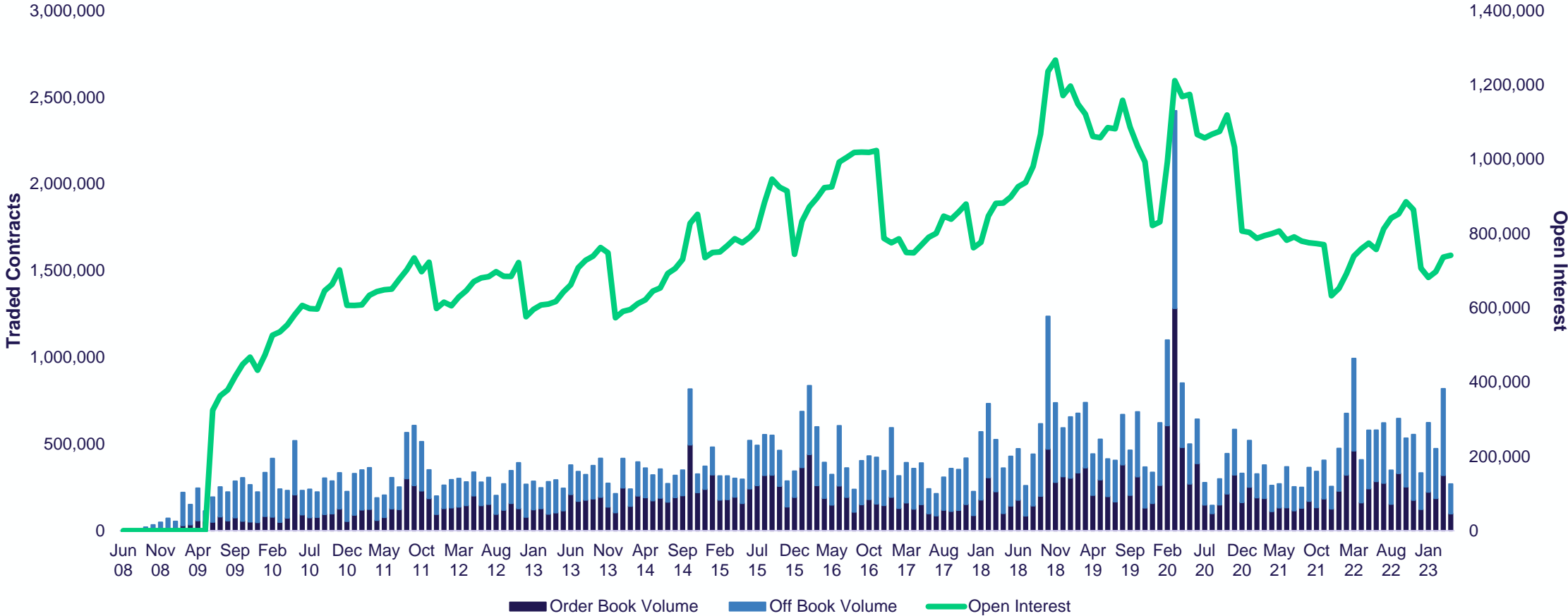
Qualifying dividends

- Stock dividends are usually included at the cash equivalent amount.
- Dividends declared special or extraordinary by the issuer are usually excluded*
- Return of capital: they follow the related underlying exchange rules.
- Share buy-backs are excluded.

* However where such a special dividend is adjusted in the underlying price index by an amount net of withholding tax – that withholding tax element is used in the calculation for the gross dividend points.

EURO STOXX 50® Index Dividend Futures (FEXD)

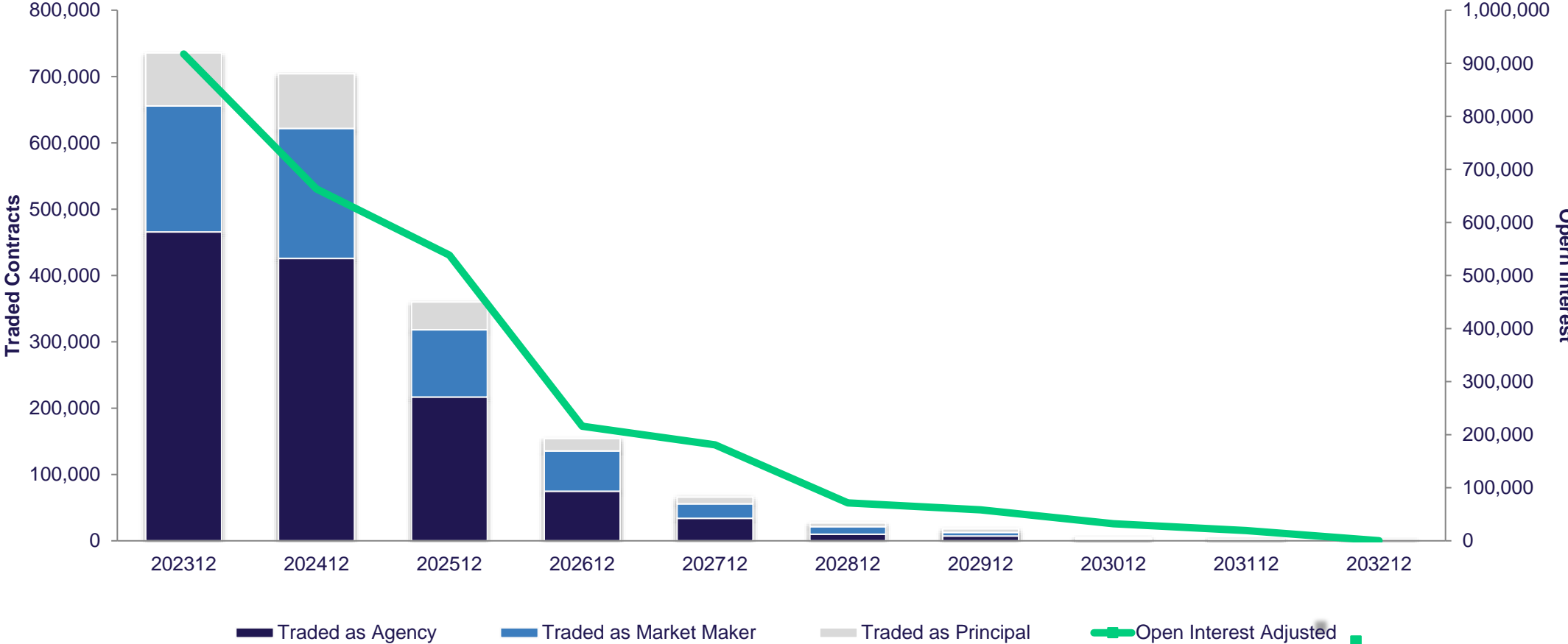
Volume & Open Interest



Notional Open Interest as of Apr-23: 9.7 bln. EUR

EURO STOXX 50® Index Dividend Futures (FEXD)

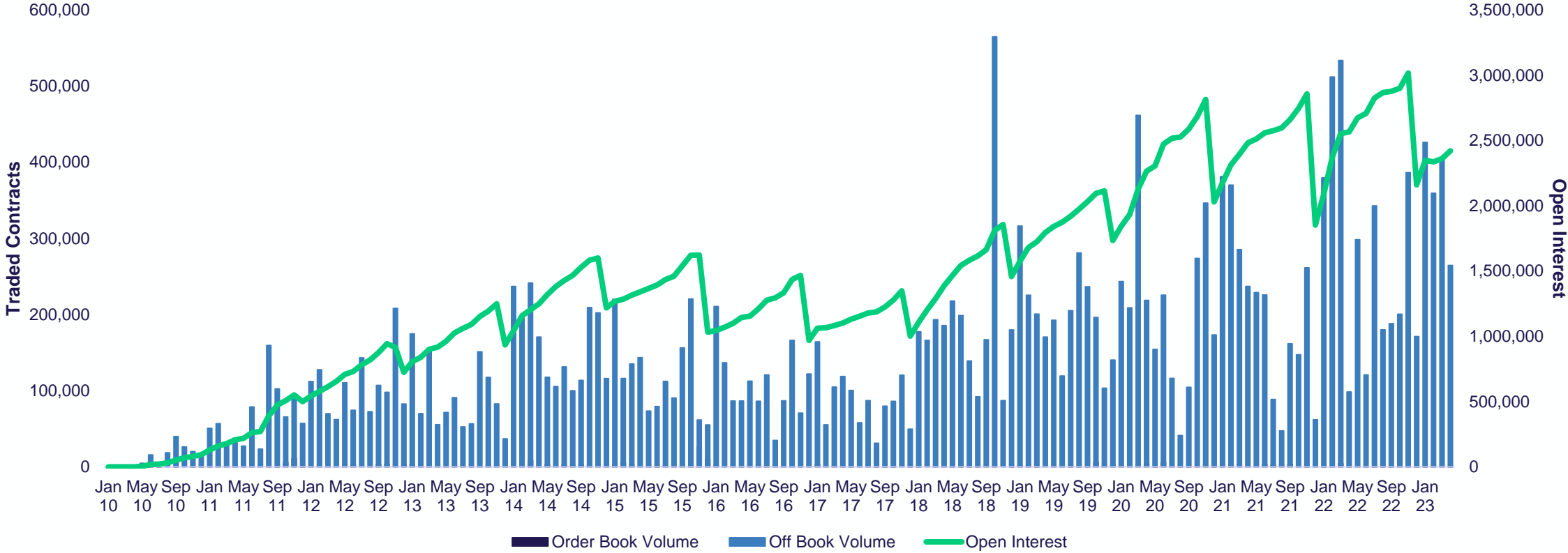
Term Structure, Jan to Apr 2023 (by maturity)



EURO STOXX 50[®] Index Dividend Options (OEXD)

Volume & Open Interest

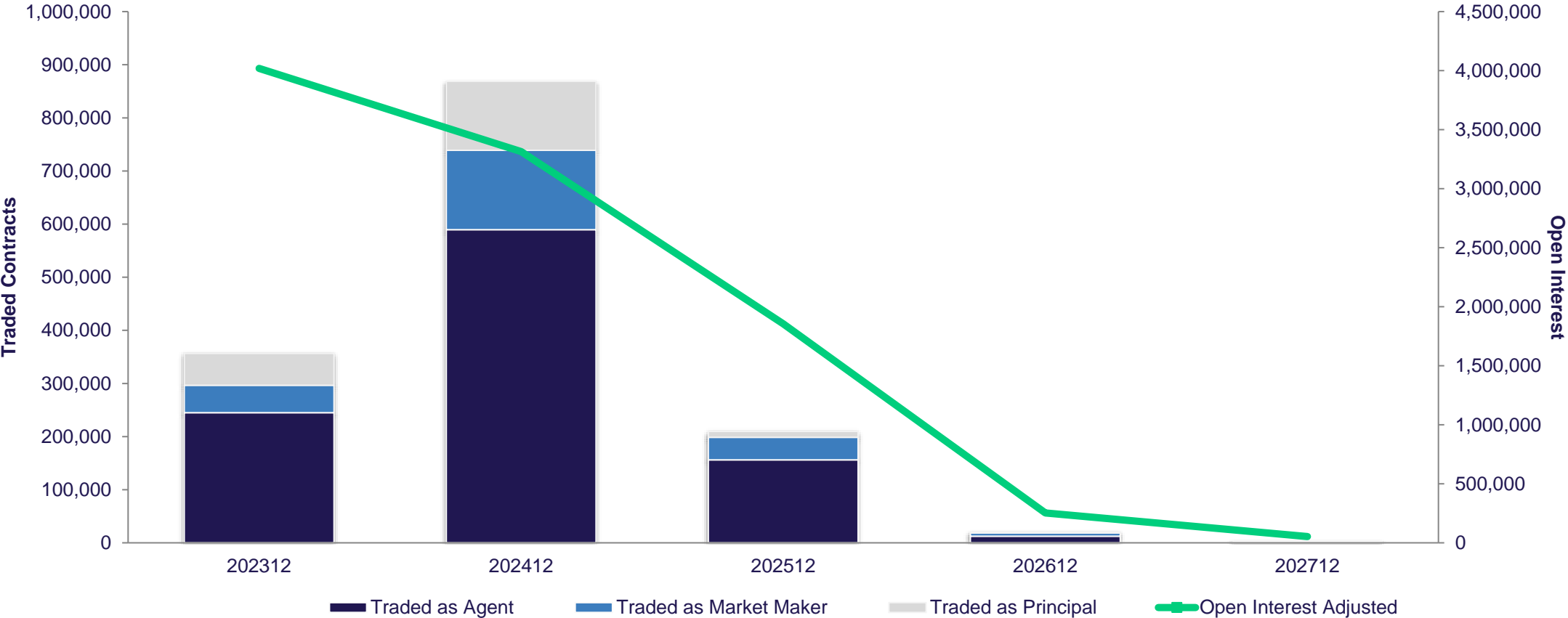
EURO STOXX[®] 50 Index Dividend Options



Notional Open Interest as of Apr-23: 26.8 bln. EUR

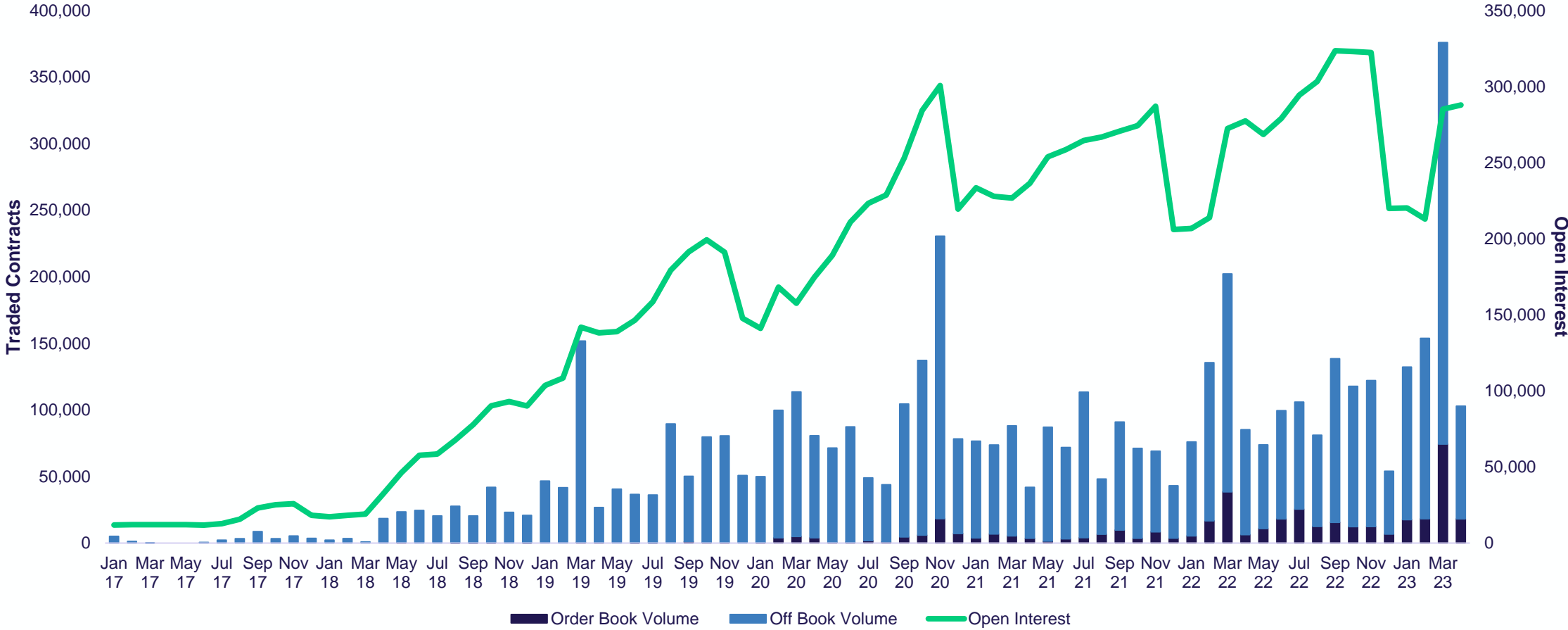
EURO STOXX 50[®] Index Dividend Options (OEXD)

Term Structure, Jan to Apr 2023 (by maturity)



EURO STOXX® Banks Dividend Futures (FEBD)

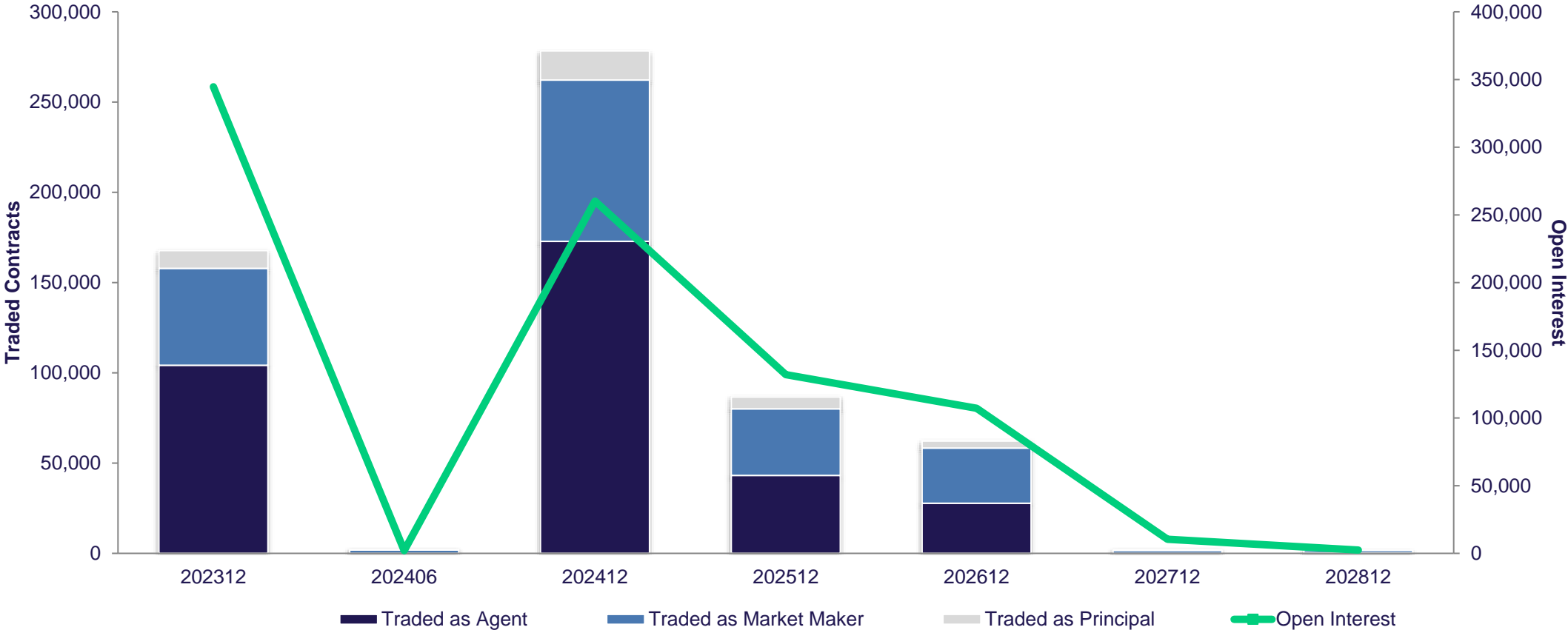
Volume & Open Interest



Notional Open Interest as of Apr-23: 794.9 mio. EUR

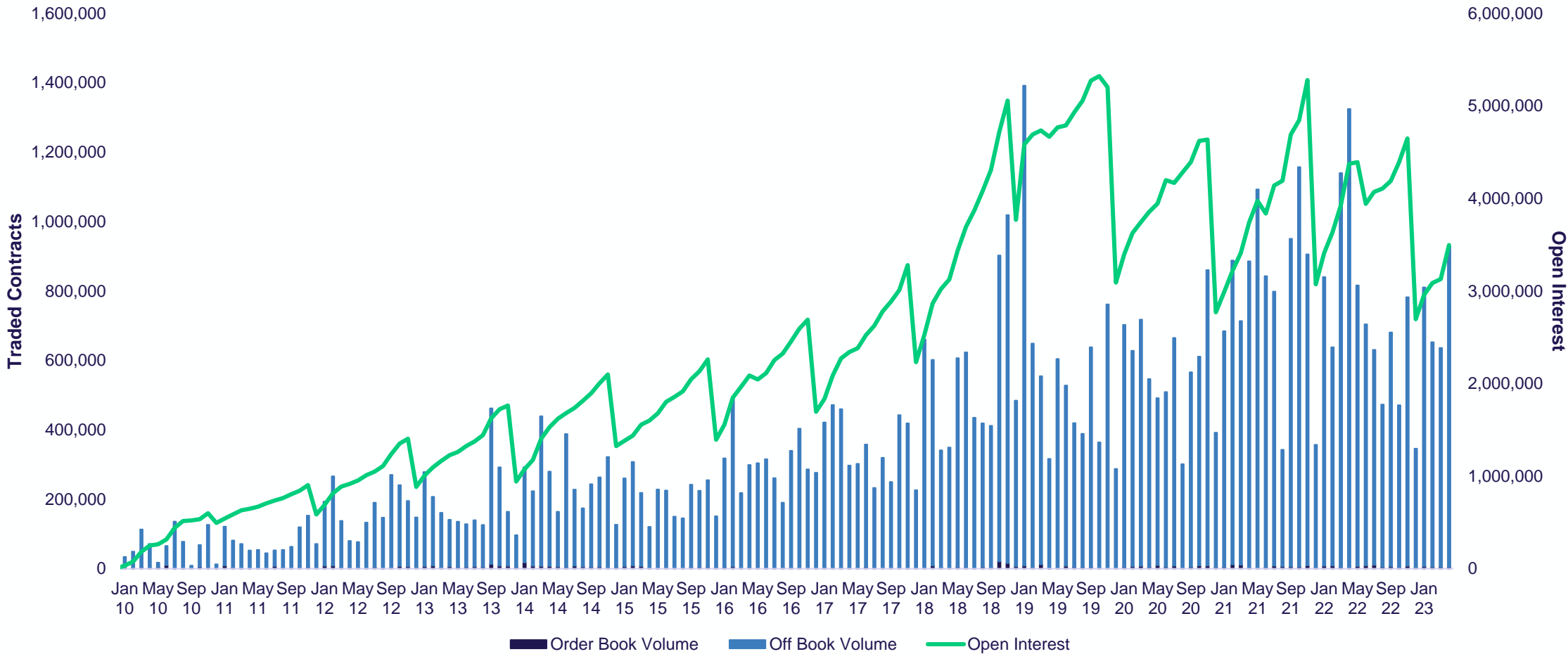
EURO STOXX 50® Index Dividend Futures (FEBD)

Term Structure, Jan to Mar 2023 (by maturity)



Single Stock Dividend Futures

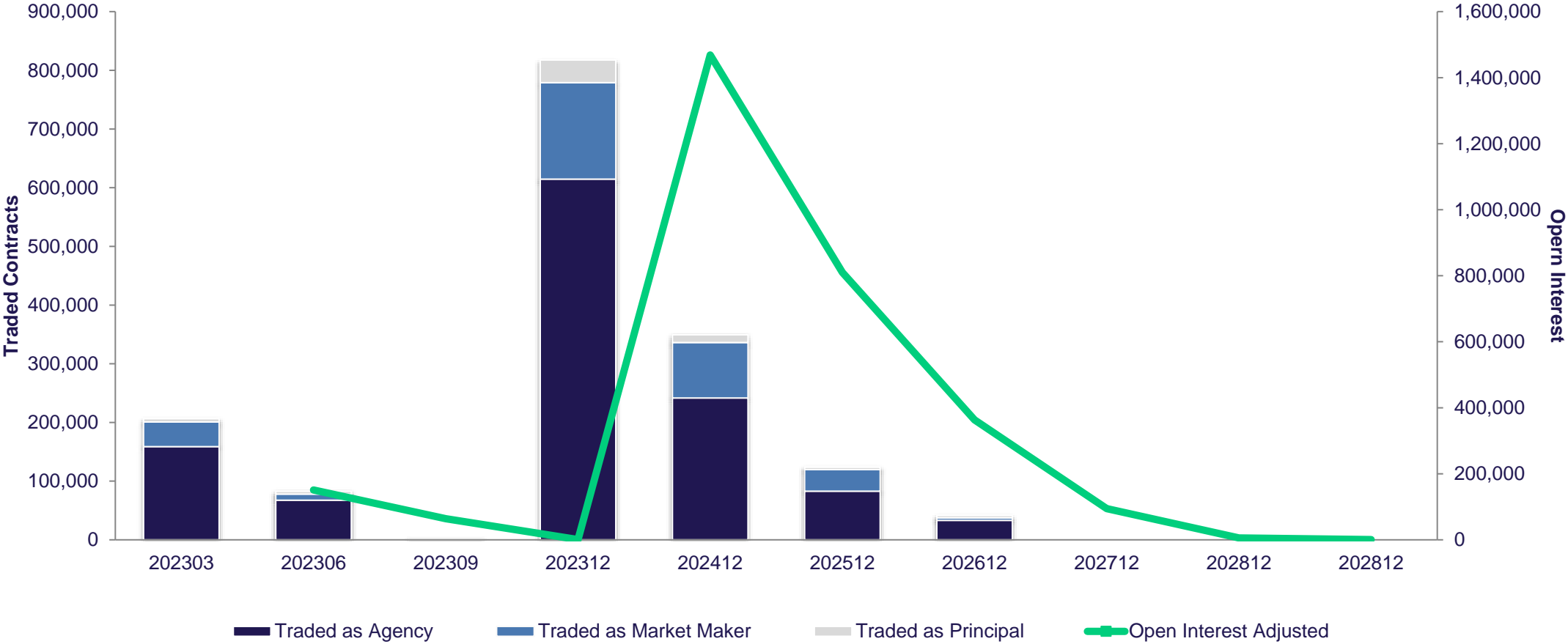
Volume & Open Interest



Notional Open Interest as of Apr-23: 3.6 bln. EUR

Single Stock Dividend Futures

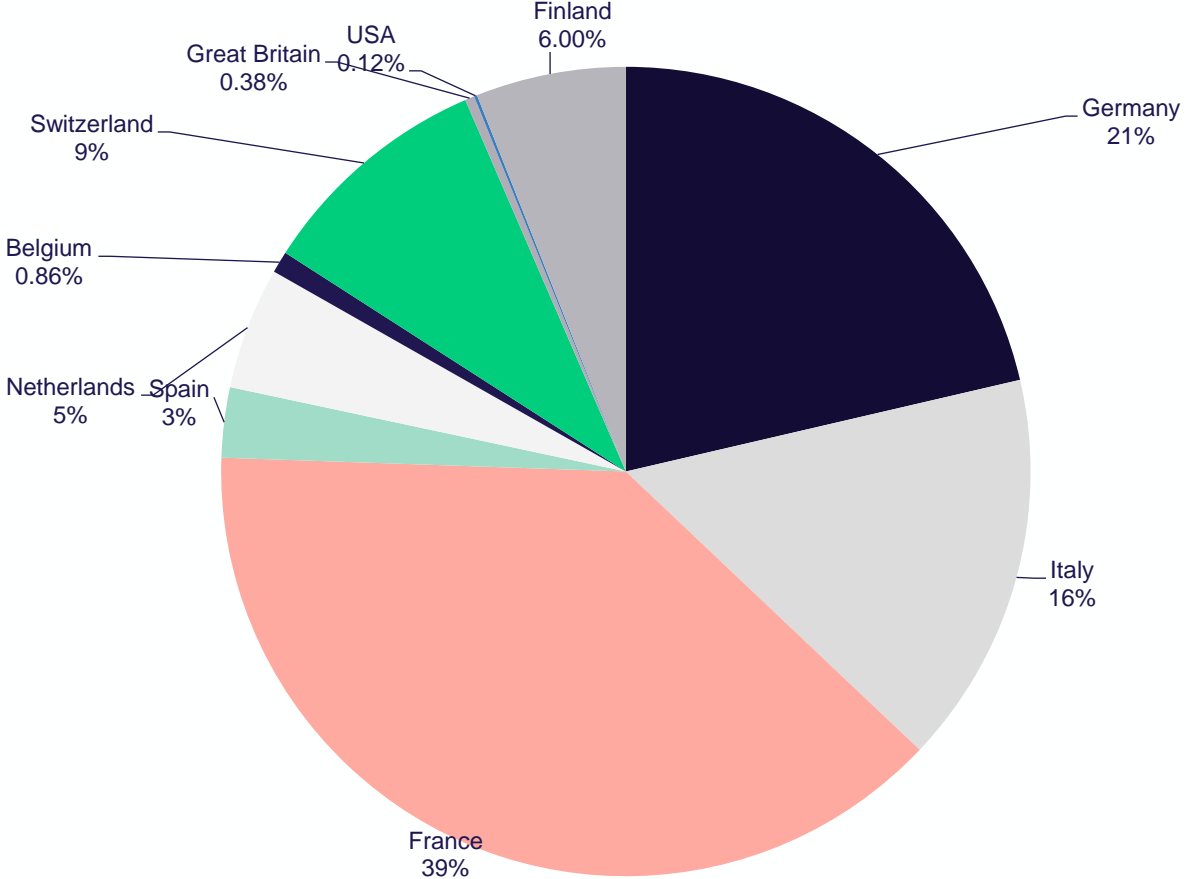
Term Structure, Jan to Dec 2022 (by maturity)



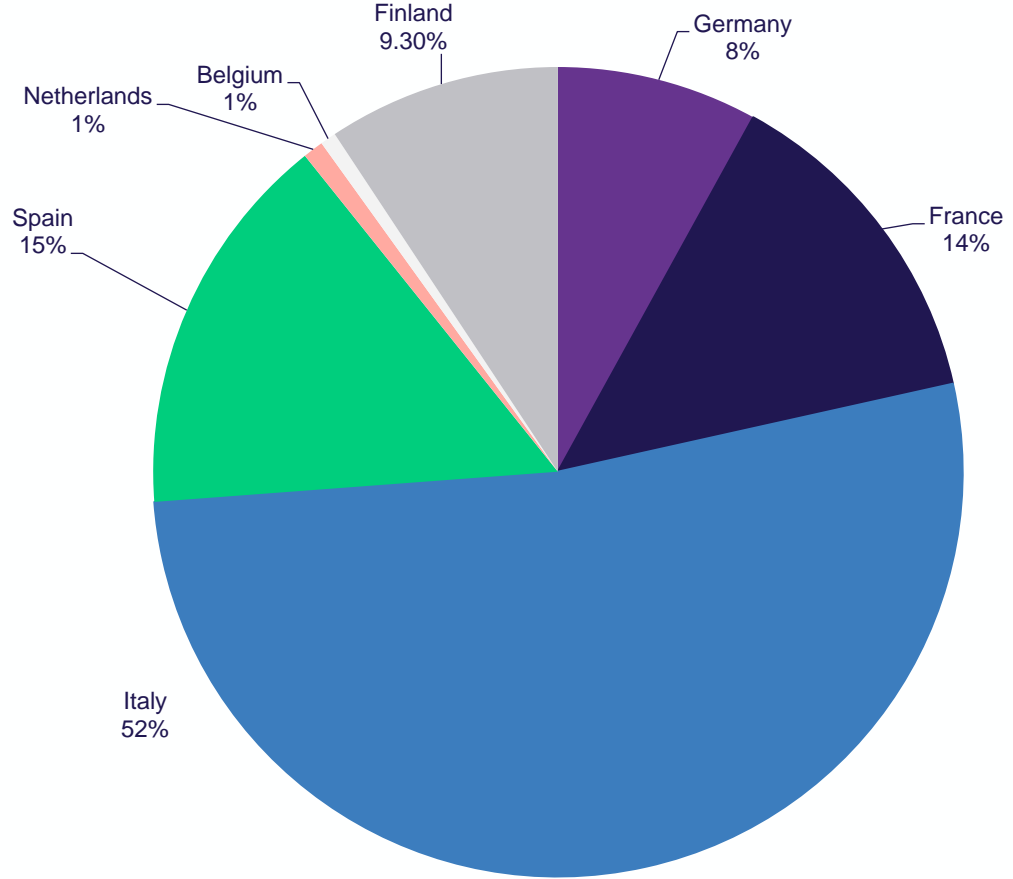
Single Stock Dividend Futures – YTM figures

Volume distribution January – April 2023

Total SSDFs - Capital Volume in EUR



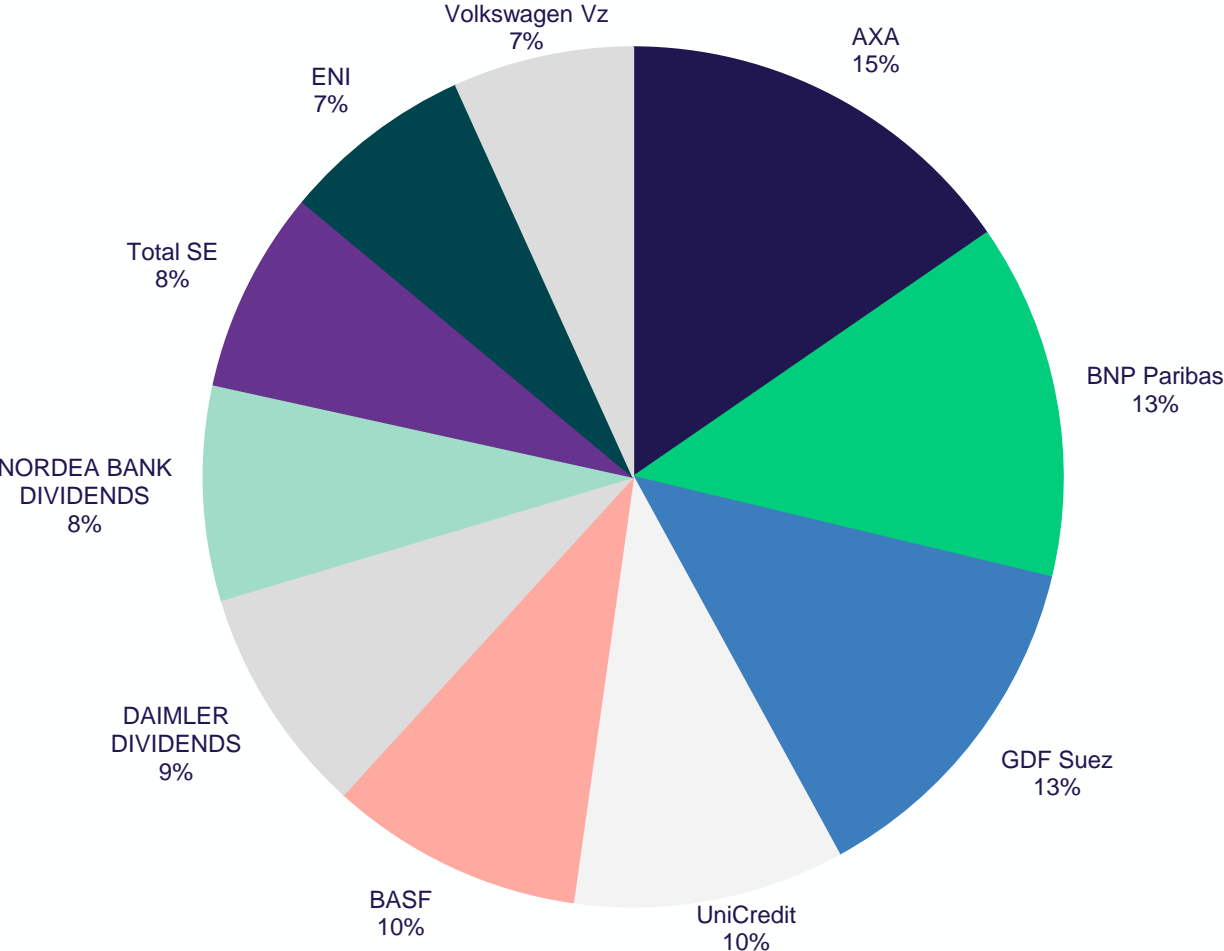
EURO STOXX 50® Constituent SSDFs - Volumes



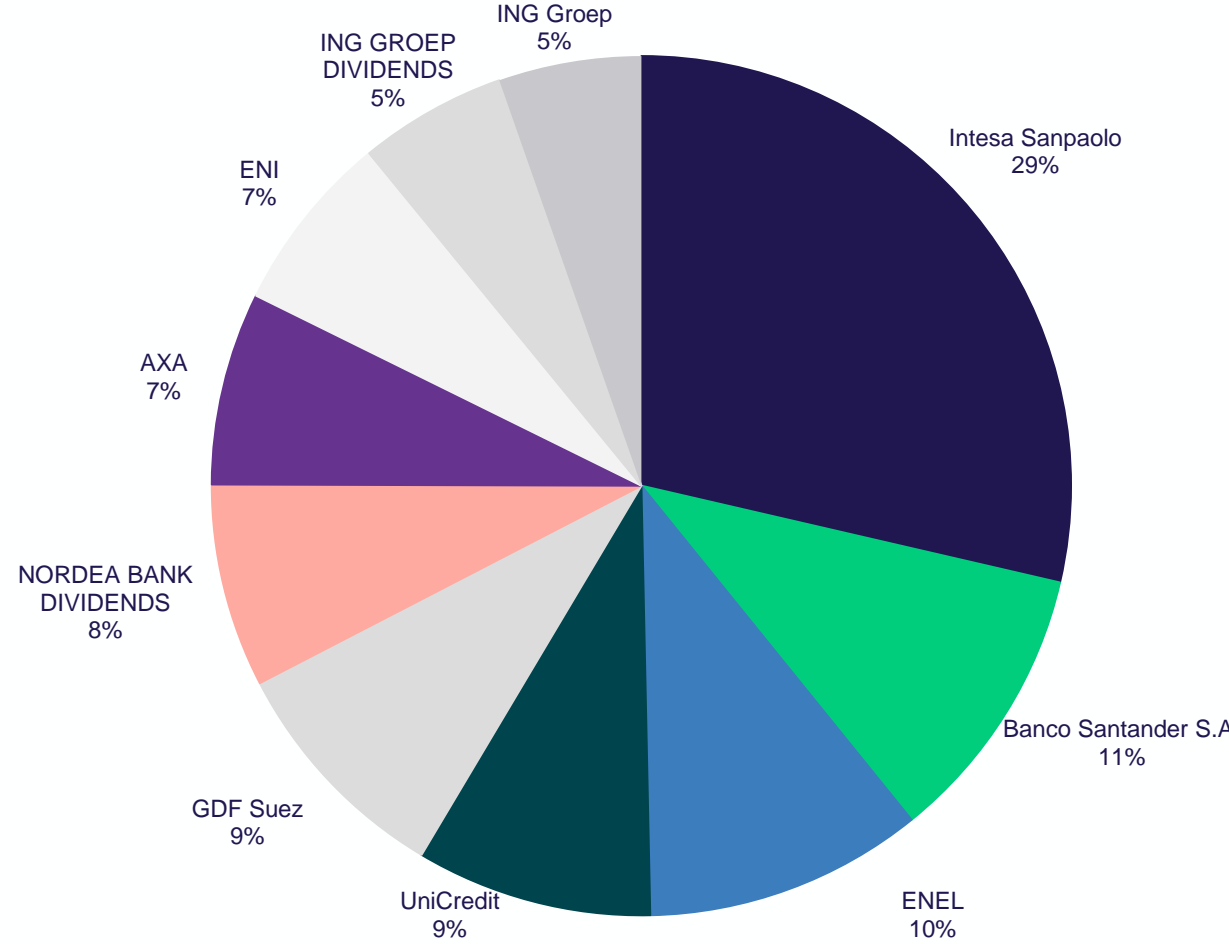
Single Stock Dividend Futures – YTM Top Traded Stocks

Volume and Contract distribution January – April 2023

SSDFs - Top 10 Single Stocks Cap.Vol. in EUR



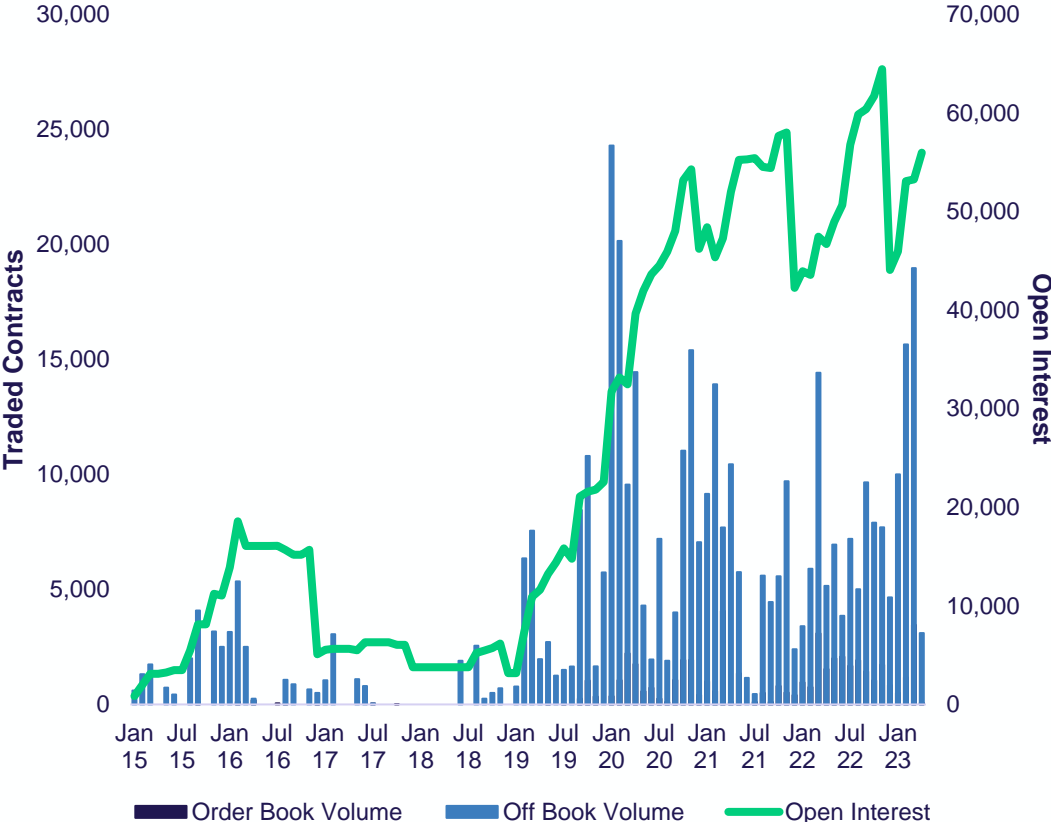
SSDFs - Top 10 Single Stocks Traded Volume



Other Index Dividend Futures

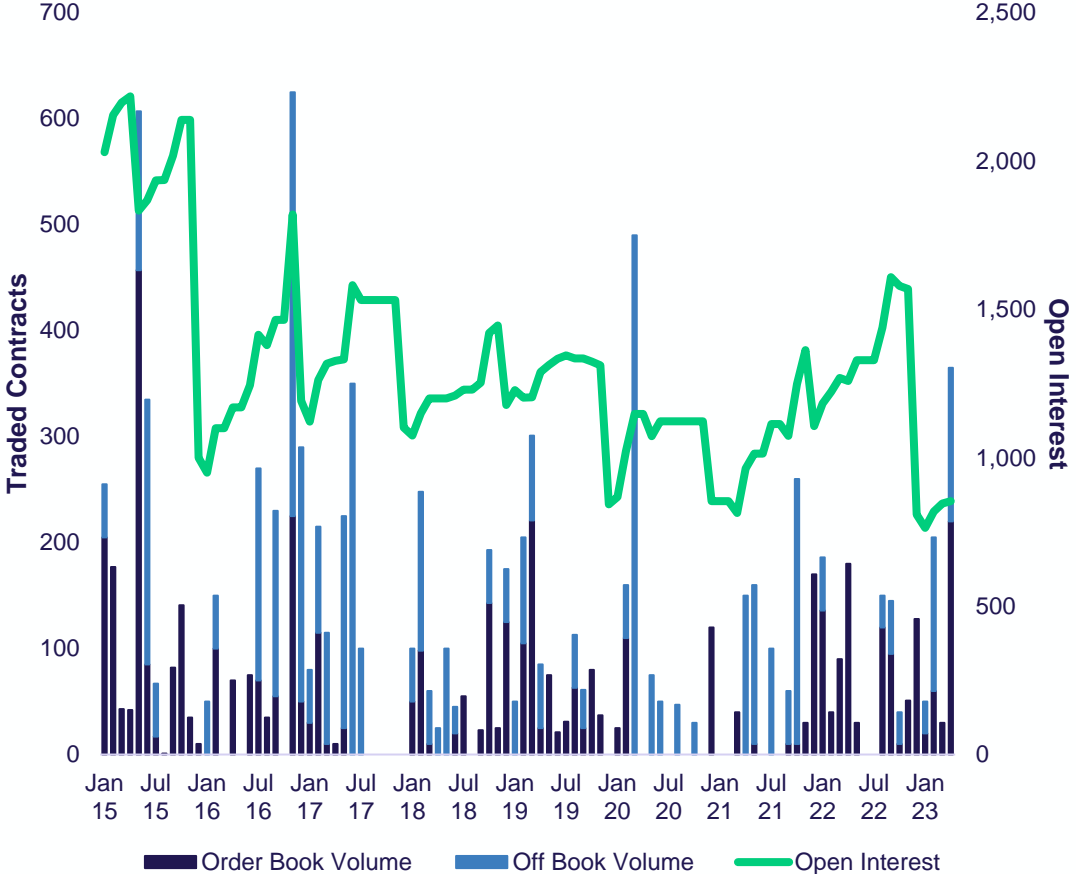
Volume & Open Interest

EURO STOXX® Select Dividend 30 Index Dividend Futures



Notional Open Interest as of Apr-23: 523.2 mio. EUR

SMI® Dividend Futures



Notional Open Interest as of Apr-23: 31.2 mio. EUR

Liquidity providers – Dividend Derivatives

EURO STOXX 50® Index Dividend Futures (FEXD)

BNP Paribas	BNAPA	Yanis Escudero	+33 1 55 77 43 89
Goldman Sachs	GSIEB	Lorenzo Longo	+44 20 7051 8618
J.P. Morgan	JPMFR	Gabriel Messika	+33 1 8 70 2642
Mako	SDTLO	Konrad Malinowski	+44 20 7862 0454
Morgan Stanley	MGILO	Firas Zenie	+44 20 7677 1473
Optiver	OPXAM	Thijs Grotenhuis	+31 20 708 7737
Société Générale	SOGFR	Eric Carballeda	+33 1 42 13 3224
BofA Securities Europe SA	MLEPA	Didier Momot	+33 1 87 70 10 16

EURO STOXX® Banks Index Dividend Futures (FEBD)

BNP Paribas	BNAPA	Yanis Escudero	+ 33 1 55 77 8247
BofA Securities Europe SA	MLEPA	Didier Momot	+33 1 87 70 10 16

EURO STOXX 50® Index Dividend Options (OEXD) & EURO STOXX® Banks Dividend Options (OEBD)

BNP Paribas	BNAPA	Brice Abbou	+44 20 7595 0562
Mint Tower	MTCAM	Paul Thung	+31 20 797 7619
Mako	MAKAM	Jack Hulme	+44 20 7862 0454

Single Stock Dividend Futures (SSDFs)

BNP Paribas	BNAPA	Soraya Cherai	+33 1 55 77 43 89
Goldman Sachs	GSIEB	Lorenzo Longo	+44 20 7501 8618
Société Générale	SOGFR	Eric Carballeda	+33 1 42 13 32 24
J.P. Morgan	JPMFR	Gabriel Messika	+33 1 67 03 2642
BofA Securities Europe SA	MLEPA	Didier Momot	+33 1 87 70 10 16

Appendix

Contract specifications – Dividend Futures (1/2)

Reference contract	EURO STOXX 50® Index Dividend Futures	FTSE 100® Declared Dividend Index Futures	EURO STOXX® Select Dividend 30 Index Dividend Futures	MSCI® Index Dividend Futures	
Underlying dividend points calculation	EURO STOXX 50® DVP	FTSE 100® Declared Dividend Index	EURO STOXX® Select Dividend 30 DVP	MSCI EAFE & World	MSCI EM
Index provider	STOXX Ltd.	FTSE International Ltd.	STOXX Ltd.	MSCI	
Eurex product ID	FEXD	FTDD	FD3D	FFPD, FWPD	FEFD
Launch date	30 Jun 2008	29 March 2021	22 Jun 2009	21 Oct 2019	
Contract value	EUR 100 per index dividend point	GBP 50 per index dividend point	EUR 100 per index dividend point	USD 100 per index dividend point	USD 500 per index dividend point
Price quotation	in points, with one decimal			in points, with two decimals	
Minimum price change	0.1 index points, i.e. EUR 10	0.1 index points, i.e. GBP 5	0.1 index points, i.e. EUR 10	0.1 index points, i.e. USD 10	0.01 index points, i.e. USD 5
Settlement	Cash settlement, all values payable on the first exchange day following the final settlement date.				
Contract months	The four nearest successive semi-annual contracts of the June and December cycle and the eight following annual months of the December cycle (from the first exchange day after the last trading day of the calendar year up to the final settlement day of the following calendar year) are available for trading at any time.		The five nearest successive annual contracts of the December cycle (from the first exchange day after the last trading day of the calendar year up to the final settlement day of the following calendar year) are available for trading at any time.		
Last trading day	Last trading day is the final settlement day. Final settlement day is the third Friday of each December maturity month if this is an exchange day; otherwise the exchange day immediately preceding that day.				
Final settlement day	Final settlement day is the last trading day		Final settlement day is the exchange day immediately following the last trading day		
Trading hours	08:30-22:00 CET	(12:00 CET on the last trading day)	08:30-19:00 CET (12:00 CET on the last trading day)	8:30-22:00	
Transaction fees	EUR 1.20	GBP 1.20	EUR 1.20	A: USD 1.40 ; P/M: USD 1.20	A: USD 2.00 ; P/M: USD 1.80
Regular transactions	EUR 1.80	GBP 1.80	EUR 1.80	A: USD 2.10 ; P/M: USD 1.80	A: USD 3.00 ; P/M: USD 2.10
TES Block Trades					
Cash Settlement	EUR 1.20	GBP 1.20	EUR 1.20	A: USD 1.40 ; P/M: USD 1.20	A: USD 2.00 ; P/M: USD 1.80

Contract specifications – Dividend Futures (2/2)

Reference contract	SMI® Dividend Futures	DAX® Price Index Dividend Futures	DivDax® Dividend Futures
Underlying dividend points calculation	SMI® Dividend Points Index	DAX® Dividend Points Index	DivDAX® Dividend Points Index
Index provider	SIX Swiss Exchange Ltd.	Deutsche Börse AG	Deutsche Börse AG
Eurex product ID	FSMD	FDXD	FDVD
Launch date		22 Jun 2009	
Contract value	CHF 100 per index dividend point	EUR 100 per index dividend point	EUR 1.000 per index dividend point
Price quotation	in points, with one decimal place	in points, with one decimal place	in points, with two decimal places
Minimum price change	0.1 index points, equivalent to a value of CHF 10	0.1 index points, equivalent to a value of EUR 10	0.01 index points, equivalent to a value of EUR 10
Settlement	Cash settlement, all values payable on the first exchange day following the final settlement date.		
Contract months	The five nearest successive annual contracts of the December cycle (from the first exchange day after the last trading day of the calendar year up to the final settlement day of the following calendar year) are available for trading at any time.		
Last trading day	Last trading day is the final settlement day. Final settlement day is the third Friday of each December maturity month if this is an exchange day; otherwise the exchange day immediately preceding that day.		
Final settlement day	Final settlement day is the last trading day		
Trading hours	08:30-17:27 CET (09:00 CET on the last trading day)	08:30-19:00 CET (12:00 CET on the last trading day)	08:30-19:00 CET (12:00 CET on the last trading day)
Transaction fees	CHF 1.80 CHF 2.40 CHF 1.80		EUR 2.00 EUR 3.00 EUR 2.00

Contract specifications – Sector Dividend Futures

Underlying	EURO STOXX® Automobile & Parts, Banks / Utilities / Telecommunications / Insurance / Oil&Gas DVP STOXX® Europe 600 Automobile & Parts, Banks / Utilities/ Telecommunications / Insurance / Oil&Gas DVP
Currency	EUR
Contract months	The five nearest successive annual contracts of the December cycle (from the first exchange day after the last trading day of the calendar year up to the final settlement day of the following calendar year) are available for trading at any time. For FEBD only: The four nearest successive semi-annual contracts of the June and December cycle and the five following annual months of the December cycle (from the first exchange day after the last trading day of the calendar year up to the final settlement day of the following calendar year) are available for trading at any time
Contract value	EUR 500 per index point.
Price quotation and minimum price change	The price quotation is in points, with two decimal places. The minimum price change is 0.01 points, equivalent to a value of EUR 5 per contract.
Settlement	Cash settlement, payable on the first exchange day following the final settlement day.
Last trading day and final settlement day	Last trading day is the final settlement day. Final settlement day is the third Friday of each December maturity month if this is an exchange day; otherwise the exchange day immediately preceding that day. Close of trading in the maturing futures on the last trading day is at 12:00 CET, for SMI® Dividend Futures at 9:00 CET.
Final settlement price	The final settlement price is established by Eurex on the final settlement day at 12:00 CET based on the final value of the underlying index for the relevant contract period. Determining is the cumulative total of the relevant gross dividends declared and paid by the individual constituents of the underlying index as calculated in the form of index points by STOXX Ltd. for the contract period.
Contract (dividend) period	The contract period, for purposes of dividends declared and paid, will be from, but excluding the third Friday of December of the year preceding the maturity year, if this is an exchange day; otherwise from and excluding the exchange day immediately preceding that day, up to and including the third Friday of December of the maturity year if this is an exchange day; otherwise up to and including the exchange day immediately preceding that day.
Trading hours	Order book: 8:30 – 17:30 CET TES Block Trading: 8:30 – 19:00 CET

Contract specifications – EURO STOXX 50[®] Index Dividend Options

Underlying	EURO STOXX 50 [®] DVP (Dividend Points Index)
Contract value	EUR 100 per index dividend point of the underlying.
Settlement	Cash settlement, payable on the first exchange day following the final settlement day.
Price Quotation and minimum price change	The price quotation is in points, with two decimal places. The minimum price change is 0.01 points, equivalent to a value of EUR 1 per contract.
Contract months	The ten nearest successive annual contracts of the December cycle (from the first exchange day after the last trading day of the calendar year up to the final settlement day of the following calendar year) are available for trading at any time.
Last trading day and final settlement day	Last trading day is the final settlement day. Final settlement day is the third Friday of each December expiration month if this is an exchange day; otherwise the exchange day immediately preceding that day. Close of trading in the expiring option series on the last trading day is at 12:00 CET.
Daily settlement price	The daily settlement price is established by Eurex. The daily settlement prices for EURO STOXX 50 [®] Index Dividend Options are determined through the Black/Scholes 76 model.
Final settlement price	The final settlement price is established by Eurex on the final settlement day at 12:00 CET based on the final value of the underlying index for the relevant contract period. Determining is the cumulative total of the relevant gross dividends declared and paid by the individual constituents of the underlying index as calculated in the form of index points by STOXX Ltd., Deutsche Börse AG as well as SIX Swiss Exchange for the contract period.
Exercise	European-style; an option can only be exercised on the final settlement day of the respective option series until the end of the Post-Trading Full Period (20:30 CET).
Exercise prices	At least nine exercise prices shall be available for each expiry for each call and put, such that four exercise prices are in-the-money, one is at-the-money and four are out-of-the-money.
Strike price intervals	EURO STOXX 50 [®] Index Dividend Options have execution prices with intervals in the amount of not less than one point. Option series with a term of up to 59 months may have exercise prices of five points or of ten points for option series with a term of more than 59 months.
Option premium/Margining	The premium is payable in full in the currency of the respective contract on the exchange day following the day of the trade.

Contract specifications – Single Stock Dividend Futures

Underlying	Annual dividend payments
Price quotation and minimum price change	The price quotation is in EUR/CHF/USD with three decimal places and in pence with two decimal places respectively. The minimum price change is EUR/CHF/USD 0.001 and 0.01 pence, equivalent to a value of EUR/CHF/USD 1 and 10 pence per contract respectively.
Contract value	Dividend payments in relation to a contract size of 1000 shares.
Contract years and reference period	The five (or seven for selected SSDFs) nearest successive annual contracts of the December cycle (from the first exchange day after the Last Trading Day of the calendar year up to the final settlement day of the following calendar year) are available for trading at any time. Each dividend is determined as paid on ex-dividend date. All dividends determined as paid within the contract period will be added to determine the final settlement price.
Last trading day and final settlement day	Last trading day is the final settlement day. Final settlement day is the third Friday of each December maturity month if this is an exchange day; otherwise the exchange day immediately preceding that day. Close of trading in the maturing futures on the last trading day is at 12:00 CET.
Daily settlement price	The daily settlement price for the current maturity month is derived from the volume-weighted average of the prices of all transactions during the minute before 17:30 CET (reference point), provided that more than five trades transacted within this period. For the remaining maturity months, the daily settlement price for a contract is determined based on the average bid/ask spread of the combination order book.
Final settlement price	The final settlement price is established by Eurex on the final settlement day at 12:00 CET, corresponding to the dividend for the respective company's business year. The final settlement price is determined to four decimal places.
Corporate actions	Corporate actions are treated in the same manner like Eurex Single Stock Futures in the adjustment of contract sizes and issuing of new contract series where necessary. Adjustments to contract sizes etc. will be made for special/extraordinary dividends – which are excluded from the contracts final settlement price. Eurex will target “home market” (IDEM) treatment of corporate actions for Italian names.
Trading hours	Order book: 8:30 – 17:30 CET TES Block Trading: 8:30 – 19:00 CET

SSDFs – Current product suite and pricing (Total: 270)

Single Stock Dividend Futures & Fees per contract (Regular Orderbook Transactions)

Germany		
Adidas	A2DS	1.20 EUR
Allianz	A2LV	1.20 EUR
BASF	B2AS	1.20 EUR
Bayer	B3AY	1.20 EUR
Beiersdorf	B2EI	0.90 EUR
BMW	B2MW	1.20 EUR
Brenntag	B2RG	1.20 EUR
CECONOMY	C2EC	0.10 EUR
Continental	C2ON	1.20 EUR
Covestro	C2OV	1.20 EUR
Mercedes-Benz Group	D2AI	1.20 EUR
	D3AI	1.20 EUR
Daimler Truck	D2TG	1.20 EUR
Deutsche Bank	D4BK	0.20 EUR
Deutsche Börse	D3B1	1.20 EUR
Deutsche Post	D2PW	1.20 EUR
Deutsche Telekom	D2TE	0.90 EUR
E.ON	E3OA	0.50 EUR
Evonik	E2KF	0.90 EUR
Fresenius Medical Care	F2ME	0.90 EUR
Fresenius	F2RE	1.20 EUR
HeidelbergCement	H2EI	1.20 EUR
Henkel pref.	H2EN	1.20 EUR
Hugo Boss	B2OS	0.90 EUR
Infineon	I2FI	0.20 EUR
K+S	S2DF	1.20 EUR
Lufthansa	L2HA	0.10 EUR
	L3HA	0.10 EUR
Merck	M2RK	1.20 EUR
MTU Aero Engines	M2TX	1.20 EUR
Münchener Rück	M2UV	1.20 EUR
Porsche Automobil Holdings	P2OR	1.20 EUR
Porsche preferred Shares	P2AG	1.20 EUR
ProSiebenSat.1 Media	P2MP	0.90 EUR
Puma	P2UM	0.90 EUR
RWE	R4WE	1.20 EUR
SAP	S3AP	1.20 EUR
	S4AP	1.20 EUR
Sartorius	S2RT	1.20 EUR
Siemens	S3IE	1.20 EUR
	S4IE	1.20 EUR
Siemens Energy	E2NR	0.10 EUR
Siemens Healthineers	S2HF	1.20 EUR
Symrise	S2YF	1.20 EUR
TAG Immobilien AG	T2EG	1.20 EUR
ThyssenKrupp	T2KA	0.10 EUR
Vonovia	A2NN	1.20 EUR
	A3NN	1.20 EUR
VW pref.	V2W3	1.20 EUR
	V3W3	1.20 EUR

Ireland		
CRH	C2RG	1.20 EUR
	C2RS	1.20 USD
Flutter Entertainment	P2SF	0.30 GBP
Ryanair	R2YI	0.10 EUR

France		
Accor	A2CR	0.20 EUR
Air Liquide		
	A7IR	1.20 EUR
	A8IR	1.20 EUR
Airbus	E2AS	1.20 EUR
ALSTOM	A5OM	0.50 EUR
AtoS	A2XI	0.90 EUR
AXA	A2XA	1.20 EUR
BNP Paribas	B2NP	1.20 EUR
Bouygues	B2YG	1.20 EUR
Capgemini	C2GM	1.20 EUR
Carrefour	C3AR	0.90 EUR
Casino Guichard Perrachon SA	C2AJ	0.10 EUR
Covivio	F2DR	1.20 EUR
Crédit Agricole	X2CA	0.90 EUR
Danone	B2SN	1.20 EUR
Dassault Systèmes	D2SY	0.10 EUR
ENGIE	G2ZF	0.90 EUR
	G3ZF	1.20 EUR
EssilorLuxottica International	E2SL	1.20 EUR
Hermes International	H2MI	1.20 EUR
Kering	P3PX	1.20 EUR
Kleppierre SA	L2IF	1.20 EUR
Legrand	L2RC	1.20 EUR
L'Oréal	L2OR	1.20 EUR
LVMH	M3OH	1.20 EUR
Michelin	M2CH	1.20 EUR
	M3CH	1.20 EUR
Orange	F2TE	0.90 EUR
	F3TE	0.90 EUR
Pernot-Ricard	P2ER	1.20 EUR
Publicis Groupe	P2UA	1.20 EUR
Renault	R2NL	0.20 EUR
Safran	S2EJ	1.20 EUR
Saint-Gobain	G2OB	1.20 EUR
Sanofi	S2NW	1.20 EUR
Sanofi-EUROAPI	S3NW	1.20 EUR
Schneider Electric	S3ND	1.20 EUR
Société Générale	S2GE	1.20 EUR
Sodexo	S3J7	1.20 EUR
Stellantis	P2UE	1.20 EUR
STMicroelectronics	S2GM	0.20 USD
Teleperformance	R2CF	1.20 EUR
Thales	C2SF	1.20 EUR
TOTAL SA	T2OT	1.20 EUR
	T3OT	1.20 EUR
Universal Music	U2MG	0.50 EUR
Valeo	V2SA	0.90 EUR
Vallourec	V3AC	0.10 EUR
Veolia Environnement	V2VD	1.20 EUR
	V3VD	1.20 EUR
Vinci	S3QU	1.20 EUR
Vivendi Universal	V5VU	0.90 EUR
	V6VU	0.20 EUR

Netherlands		
ABN Amro	A2BN	0.50 EUR
Adyen	A2DY	0.10 EUR
AEGON	A2EN	0.20 EUR
Ahold Delhaize	A3HO	1.20 EUR
Arco Nobel	A3KU	1.20 EUR
ArcelorMittal	I2SS	0.70 USD
	I4SP	0.50 EUR
ASM International	A2SI	1.20 EUR
ASML Holding	A2SM	1.20 EUR
ASR Nederland NV	A2SR	1.20 EUR
Lafarge Holcim	H3OL	1.60 CHF
Logitech	L2GG	1.60 CHF
Lonza Group	L2ON	1.60 CHF
Nestlé	N2ES	1.60 CHF
Novartis - Alcon	N2OV	1.60 CHF
Novartis	N3OV	1.60 CHF
Roche Holding	R2OG	1.60 CHF
SGS	S2GS	1.60 CHF
Sika	S2IK	1.60 CHF
Stadler Rail	S2RA	1.60 CHF
Swatch Group	U2HR	1.60 CHF
Swiss Life Holding	S2LH	1.60 CHF
Swiss Re	S5RE	1.60 CHF
Swisscom	S2CM	1.60 CHF
UBS	U2SS	0.70 USD
	U4BS	1.00 CHF
Zurich Financial Services	Z2UR	1.60 CHF

Belgium		
aegae	A2GS	1.20 EUR
Anheuser-Busch InBev	I2TK	1.20 EUR
Galapagos NV	G2LP	0.10 EUR
Groupe Bruxelles Lambert	E2AI	1.20 EUR
KBC Group NV	K3BC	1.20 EUR
Proximus	B2X7	1.20 EUR
SOLVAY SA	S2OL	1.20 EUR
UCB	U2NC	1.20 EUR

Spain		
ACS Actividades de Construcción y Servicios	O2CI	1.20 EUR
Aena	A2NA	1.20 EUR
Amadeus IT Group	A2IT	0.90 EUR
Banco Bilbao Vizcaya Argentaria	B3BV	0.20 EUR
Banco Santander	S3SD	0.10 EUR
CaixaBank	C2RT	0.10 EUR
Enagas	E2NG	1.20 EUR
Endesa	E2DS	1.20 EUR
Ferrovial	U2FG	0.90 EUR
Grifols	O2ZT	0.50 EUR
Iberdrola	I2BE	0.50 EUR
Inditex	I2XD	0.90 EUR
	I3XD	0.90 EUR
	I4XD	0.90 EUR
	I3NR	0.10 EUR
International Consolidated Airlines Group	G2AN	1.20 EUR
Naturgy Energy Group	R2EE	1.20 EUR
Red Electrica Corporación	R3EP	0.90 EUR
Repsol	G2TQ	0.20 EUR
Siemens Gamesa Renewable Energy	T3NE	0.20 EUR
Telefónica		

Switzerland		
ABB	A3BB	1.60 CHF
ABB-Acceleron	A2AB	1.60 CHF
Adecco	A2DE	1.60 CHF
Alcon	A2CF	0.30 CHF
Cie Financière Richemont	C2FR	1.60 CHF
Credifit	C3FR	1.60 CHF
Credit Suisse	C5SG	0.30 CHF
Geberit	G2EB	1.60 CHF
Givaudan	G2IV	1.60 CHF
Julius Bär Gruppe	B2AE	1.60 CHF
Lafarge Holcim	H3OL	1.60 CHF
Logitech	L2GG	1.60 CHF
Lonza Group	L2ON	1.60 CHF
Nestlé	N2ES	1.60 CHF
Novartis - Alcon	N2OV	1.60 CHF
Novartis	N3OV	1.60 CHF
Roche Holding	R2OG	1.60 CHF
SGS	S2GS	1.60 CHF
Sika	S2IK	1.60 CHF
Stadler Rail	S2RA	1.60 CHF
Swatch Group	U2HR	1.60 CHF
Swiss Life Holding	S2LH	1.60 CHF
Swiss Re	S5RE	1.60 CHF
Swisscom	S2CM	1.60 CHF
UBS	U2SS	0.70 USD
	U4BS	1.00 CHF
Zurich Financial Services	Z2UR	1.60 CHF

Italy		
Assicurazioni Generali	A2SG	1.20 EUR
CNH Industrial	F2IM	0.20 EUR
Enel	E2NL	0.50 EUR
Eni	E2NT	1.20 EUR
EXOR	I2IL	0.50 EUR
Ferrari	R2AC	1.20 EUR
Intesa Sanpaolo	I3ES	0.10 EUR
Leonardo-Finmeccanica	F2NG	0.10 EUR
Mediobanca	M2EG	1.20 EUR
Moncler	M2ON	0.90 EUR
Poste Italiane	P2IF	0.90 EUR
Snam-Italgas	S2NF	0.20 EUR
Stellantis	F2IA	1.20 EUR
	F3IA	1.20 EUR
Telecom Italia	T2QI	0.10 EUR
Terna	U2EI	0.20 EUR
UniCredit	C4RI	0.90 EUR

UK		
3i Group	I2IH	0.16 GBP
Anglo American	A2AL	1.20 USD
	A3AL	1.20 USD
AstraZeneca	A2ZN	1.20 USD
Aviva	A2V	0.16 GBP
	A3V	0.16 GBP
BAE Systems	B2A	0.16 GBP
Barclays	B3AR	0.04 GBP
BHP Group	B3LT	1.20 USD
	B4LT	1.20 USD
BP	B2P	0.04 GBP
British American Tobacco	B2AT	0.30 GBP
BT Group	B2T	0.04 GBP
Carnival	C2CL	1.20 USD
Centrica	C2NA	0.04 GBP
Diageo	D2GE	0.30 GBP
easyJet	E2ZJ	0.04 GBP
Glencore	G2LE	0.20 USD
	G3LE	0.20 USD
	G4LE	0.20 USD
GSK Haleon	G4SK	0.16 GBP
	G5SK	0.16 GBP
HSBC	H2SB	0.70 USD
Imperial Brands	I2MB	0.30 GBP
Legal & General	L2EF	0.04 GBP
Lloyds Banking Group	L2LO	0.04 GBP
London Stock Exchange	L2ES	0.30 GBP
National Grid	N3G	0.16 GBP
Prudential	P2RS	0.20 USD
Prudential-M&G	P2RU	0.04 GBP
Reckitt Benckiser	R2BE	0.30 GBP
RELX	R2EL	0.16 GBP
Rio Tinto	R3TZ	0.30 GBP
	R4TZ	0.30 GBP
	R5TZ	0.30 GBP
Royal Bank of Scotland	R2BS	0.04 GBP
Severn Trent	S2VT	0.30 GBP
SSE	S2SE	0.16 GBP
Tesco	T2SC	0.04 GBP
Vodafone Group	V4O	0.04 GBP
Vodafone Group	V2OE	0.10 EUR
WPP	W2PF	0.16 GBP

Nordics		
Elisa	E2IA	1.20 EUR
Fortum	F2OT	1.20 EUR
KONE	K3C4	1.20 EUR
	K4C4	1.20 EUR
Neste	N2EF	1.20 EUR
Nokia	N4OA	0.10 EUR
Nordea Bank ABP	N2DB	0.90 EUR
Orion	O2NG	1.20 EUR
Sampo	S3MP	1.20 EUR
	S6MP	1.20 EUR
Stora Enso	E2NU	0.50 EUR
UPM Kymmene	R2PL	1.20 EUR
Teila Co AB	T2IA	12.00 SEK
Skandinaviska Enskilda Banken	S2EB	12.00 SEK
Swedbank AB	S2WE	12.00 SEK
Ericsson LM	E2RI	12.00 SEK
Svenska Handelsbanken	S2HB	12.00 SEK
Telenor ASA	T2EL	12.00 NOK
Orsted AS	O2RS	12.00 DKK
Danske Bank A/S	D2KE	12.00 DKK

USA		
3M	M2MM	1.20 USD
AbbVie	A2BV	1.20 USD
Altria Group	M2OF	1.20 USD
Amazon	A2MZ	0.20 USD
Apple	A3AP	1.20 USD
AT&T	T2FF	1.20 USD
Automatic Data Processing	A2PF	1.20 USD
Bank of America	B2AC	1.20 USD
Bristol-Myers Squibb	B2MY	1.20 USD
Chevron	C2VX	1.20 USD
Cisco Systems	C2SC	1.20 USD
Citigroup	C2IT	1.20 USD
ExxonMobil	X2MF	1.20 USD
General Electric	G2EC	0.70 USD
General Mills	G2SF	1.20 USD
IBM	I2BM	1.20 USD
Intel	I2NT	1.20 USD
Johnson & Johnson	J2NJ	1.20 USD
JPMorgan Chase	J2PM	1.20 USD
McDonald's	M2CD	1.20 USD
Merck & Co.	M2CC	1.20 USD
Microsoft	M2ST	1.20 USD
PepsiCo	P2EP	1.20 USD
Pfizer	P2FE	1.20 USD
Philip Morris International	P2MI	1.20 USD
Procter & Gamble	P2GF	1.20 USD
The Coca-Cola Company	K2OF	1.20 USD
Verizon	V2ZF	1.20 USD
Walmart	W2MT	1.20 USD

Austria		
Andritz	A2NZ	1.20 EUR
Erste Bank	E2BS	1.20 EUR
OMV	O2MV	1.20 EUR
Österreichische Post	P2ST	1.20 EUR
Raiffeisen Bank International	R2BI	1.20 EUR
UNIQA Insurance Group	U2QA	0.90 EUR
Voestalpine	V2OS	1.20 EUR

Portugal		
Energias de Portugal	E2DP	0.20 EUR
Galp Energia	G2AL	0.90 EUR

Further information

Statistics

[Eurex Exchange](#) > [Data](#) > [Statistics](#) > [Monthly statistics](#)

Product overview

[Eurex Exchange](#) > [Markets](#) > [Dividends](#)

Publications

[Eurex Exchange](#) > [Find](#) > [Publications](#)

Market-Making

[Eurex Exchange](#) > [Trade](#) > [Market-Making and Liquidity Provisioning](#)

Contacts

Derivatives Sales – Equity and Index

EMEA

Paul Beck

Eurex / Deutsche Börse AG
Clearstream, The Square
42, Avenue JF Kennedy
L-1855 Luxembourg

P: +352 2 43-3 61 42
paul.beck@deutsche-boerse.com

Asia

Mezhgan Qabool

Eurex
9 Raffles Place, Representative Office Hong Kong
56-01 Republic Plaza
Singapore

P (M): +65 88 69-90 13
P (W): +65 65 97-30 62
mezhgan.qabool@eurex.com

Sales Americas

Buy Side:

Damien Zinck
P: +1 312 544 1051
damien.zinck@eurex.com

Sell Side:

Rachna Mathur
P: +1 212 309 9308
rachna.mathur@eurex.com

Derivatives Product Design - Equity and Index

Lorena Dishnica

Deutsche Börse AG
11 Westferry Circus, Canary Wharf
E14 4HE London
United Kingdom

P: +44 20 7862 72 42
F: +44 20 7862 92 42
lorena.dishnica@eurex.com

Stuart Heath

Deutsche Börse AG
11 Westferry Circus, Canary Wharf
E14 4HE London
United Kingdom

P: +44 20 7862 7253
F: +44 20 7862 9253
stuart.heath@eurex.com

Thank you!

Disclaimer

© Eurex 2023

Deutsche Börse AG (DBAG), Clearstream Banking AG (Clearstream), Eurex Frankfurt AG, Eurex Clearing AG (Eurex Clearing) and Eurex Repo GmbH (Eurex Repo) are corporate entities and are registered under German law. Eurex Global Derivatives AG is a corporate entity and is registered under Swiss law. Clearstream Banking S.A. is a corporate entity and is registered under Luxembourg law. Deutsche Boerse Asia Holding Pte. Ltd., Eurex Clearing Asia Pte. Ltd. and Eurex Exchange Asia Pte. Ltd are corporate entities and are registered under Singapore law. Eurex Frankfurt AG (Eurex) is the administrating and operating institution of Eurex Deutschland. Eurex Deutschland is in the following referred to as the “Eurex Exchange”.

All intellectual property, proprietary and other rights and interests in this publication and the subject matter hereof (other than certain trademarks and service marks listed below) are owned by DBAG and its affiliates and subsidiaries including, without limitation, all patent, registered design, copyright, trademark and service mark rights. While reasonable care has been taken in the preparation of this publication to provide details that are accurate and not misleading at the time of publication DBAG, Clearstream, Eurex, Eurex Clearing, Eurex Repo as well as the Eurex Exchange and their respective servants and agents (a) do not make any representations or warranties regarding the information contained herein, whether express or implied, including without limitation any implied warranty of merchantability or fitness for a particular purpose or any warranty with respect to the accuracy, correctness, quality, completeness or timeliness of such information, and (b) shall not be responsible or liable for any third party's use of any information contained herein under any circumstances, including, without limitation, in connection with actual trading or otherwise or for any errors or omissions contained in this publication.

This publication is published for information purposes only and shall not constitute investment advice respectively does not constitute an offer, solicitation or recommendation to acquire or dispose of any investment or to engage in any other transaction. This publication is not intended for solicitation purposes but only for use as general information.

All descriptions, examples and calculations contained in this publication are for illustrative purposes only.

Eurex and Eurex Clearing offer services directly to members of the Eurex Exchange respectively to clearing members of Eurex Clearing. Those who desire to trade any products available on the Eurex market or who desire to offer and sell any such products to others or who desire to possess a clearing license of Eurex Clearing in order to participate in the clearing process provided by Eurex Clearing, should consider legal and regulatory requirements of those jurisdictions relevant to them, as well as the risks associated with such products, before doing so.

Only Eurex derivatives that are CFTC-approved may be traded via direct access in the United States or by United States persons. A complete, up-to-date list of Eurex derivatives that are CFTC-approved is available at: <http://www.eurexchange.com/exchange-en/products/eurex-derivatives-us>. In addition, Eurex representatives and participants may familiarise U.S. Qualified Institutional Buyers (QIBs) and broker-dealers with certain eligible Eurex

equity options and equity index options pursuant to the terms of the SEC's July 1, 2013 Class No-Action Relief. A complete, up-to-date list of Eurex options that are eligible under the SEC Class No-Action Relief is available at: <http://www.eurexchange.com/exchange-en/products/eurex-derivatives-us/eurex-options-in-the-us-for-eligible-customers...> Lastly, U.S. QIBs and broker-dealers trading on behalf of QIBs may trade certain single-security futures and narrow-based security index futures subject to terms and conditions of the SEC's Exchange Act Release No. 60,194 (June 30, 2009), 74 Fed. Reg. 32,200 (July 7, 2009) and the CFTC's Division of Clearing and Intermediary Oversight Advisory Concerning the Offer and Sale of Foreign Security Futures Products to Customers Located in the United States (June 8, 2010).

Trademarks and Service Marks

Buxl®, DAX®, DivDAX®, eb.rexx®, Eurex®, Eurex Repo®, Eurex Strategy WizardSM, Euro GC Pooling®, FDAX®, FWB®, GC Pooling®, GCPI®, MDAX®, ODAX®, SDAX®, TecDAX®, USD GC Pooling®, VDAX®, VDAX-NEW® and Xetra® are registered trademarks of DBAG. All MSCI indexes are service marks and the exclusive property of MSCI Barra. ATX®, ATX® five, CECE® and RDX® are registered trademarks of Vienna Stock Exchange AG. IPD® UK Quarterly Indexes are registered trademarks of Investment Property Databank Ltd. IPD and have been licensed for the use by Eurex for derivatives. SLI®, SMI® and SMIM® are registered trademarks of SIX Swiss Exchange AG. The STOXX® indexes, the data included therein and the trademarks used in the index names are the intellectual property of STOXX Limited and/or its licensors. Eurex derivatives based on the STOXX® indexes are in no way sponsored, endorsed, sold or promoted by STOXX and its licensors and neither STOXX nor its licensors shall have any liability with respect thereto. Bloomberg Commodity IndexSM and any related sub-indexes are service marks of Bloomberg L.P. PCS® and Property Claim Services® are registered trademarks of ISO Services, Inc. Korea Exchange, KRX, KOSPI and KOSPI 200 are registered trademarks of Korea Exchange Inc. BSE and SENSEX are trademarks/service marks of Bombay Stock Exchange (BSE) and all rights accruing from the same, statutory or otherwise, wholly vest with BSE. Any violation of the above would constitute an offence under the laws of India and international treaties governing the same.

The names of other companies and third party products may be trademarks or service marks of their respective owners.

Eurex Deutschland qualifies as manufacturer of packaged retail and insurance-based investment products (PRIIPs) under Regulation (EU) No 1286/2014 on key information documents for packaged retail and insurance-based investment products (PRIIPs Regulation), and provides key information documents (KIDs) covering PRIIPs traded on Eurex Deutschland on its website under the following link: <http://www.eurexchange.com/exchange-en/resources/regulations/eu-regulations/priips-kids>.

In addition, according to Art. 14(1) PRIIPs Regulation the person advising on, or selling, a PRIIP shall provide the KID to retail investors free of charge.