



Member information

Reporting by Eurex Clearing according to EMIR Article 9

Version 2.78

Date September 7, 2022~~August 19, 2022~~~~July 11, 2022~~

© Eurex Clearing 2018

Deutsche Börse AG (DBAG), Clearstream Banking AG (Clearstream), Eurex Frankfurt AG, Eurex Clearing AG (Eurex Clearing) as well as Eurex Bonds GmbH (Eurex Bonds) and Eurex Repo GmbH (Eurex Repo) are corporate entities and are registered under German law. Eurex Zürich AG is a corporate entity and is registered under Swiss law. Clearstream Banking S.A. is a corporate entity and is registered under Luxembourg law. U.S. Exchange Holdings, Inc. is a corporate entity and registered under U.S. American law. Eurex Frankfurt AG (Eurex) is the administrating and operating institution of Eurex Deutschland. Eurex Deutschland and Eurex Zürich AG are in the following referred to as the "Eurex Exchanges".

All intellectual property, proprietary and other rights and interests in this publication and the subject matter hereof (other than certain trademarks and service marks listed below) are owned by DBAG and its affiliates and subsidiaries including, without limitation, all patent, registered design, copyright, trademark and service mark rights. While reasonable care has been taken in the preparation of this publication to provide details that are accurate and not misleading at the time of publication. DBAG, Clearstream, Eurex, Eurex Clearing, Eurex Bonds, Eurex Repo as well as the Eurex Exchanges and their respective servants and agents (a) do not make any representations or warranties regarding the information contained herein, whether express or implied, including without limitation any implied warranty of merchantability or fitness for a particular purpose or any warranty with respect to the accuracy, correctness, quality, completeness or timeliness of such information, and (b) shall not be responsible or liable for any third party's use of any information contained herein under any circumstances, including, without limitation, in connection with actual trading or otherwise or for any errors or omissions contained in this publication.

This publication is published for information purposes only and shall not constitute investment advice respectively does not constitute an offer, solicitation or recommendation to acquire or dispose of any investment or to engage in any other transaction, including without limitation, any action that would require DBAG or its affiliates to make any filing or report to the relevant government body or to obtain any approval, consent, or license therefrom. This publication is not intended for solicitation purposes but only for use as general information. All descriptions, examples and calculations contained in this publication are for illustrative purposes only.

Eurex and Eurex Clearing offer services directly to members of the Eurex Exchanges respectively to clearing members of Eurex Clearing. Those who desire to trade any products available on the Eurex market or who desire to offer and sell any such products to others or who desire to possess a clearing license of Eurex Clearing in order to participate in the clearing process provided by Eurex Clearing should consider legal and regulatory requirements of those jurisdictions relevant to them, as well as the risks associated with such products, before doing so.

Eurex derivatives are currently not available for offer, sale or trading in the United States or by United States persons (other than EURO STOXX 50® Index Futures, EURO STOXX® Select Dividend 30 Index Futures, EURO STOXX® Index Futures, EURO STOXX® Large/Mid/Small Index Futures, STOXX® Europe 50 Index Futures, STOXX® Europe 600 Index Futures, STOXX® Europe 600 Banks/Industrial Goods & Services/Insurance/Media/Travel & Leisure/Utilities Futures, STOXX® Europe Large/Mid/Small 200 Index Futures, Dow Jones Global Titans 50 IndexSM Futures (EUR & USD), DAX®/MDAX®/TecDAX® Futures, SMIM® Futures, SLI Swiss Leader Index® Futures, MSCI World/Europe/Europe Value/Europe Growth/Emerging Markets/Emerging Markets Latin America/Emerging Markets EMEA/Emerging Markets Asia/China Free/India/Japan/Malaysia/South Africa/Thailand/AC Asia Pacific ex Japan Index Futures, FX Futures, VSTOXX® Futures, Gold and Silver Futures as well as Eurex agriculture, property and interest rate derivatives).

Trademarks and Service Marks

Buxl®, DAX®, DivDAX®, eb.rexx®, Eurex®, Eurex Bonds®, Eurex Repo®, Eurex Strategy WizardSM, Euro GC Pooling®, EXTF®, FDAX®, FWB®, GC Pooling®, GCPI®, MDAX®, ODAX®, SDAX®, TecDAX®, USD GC Pooling®, VDAX®, VDAX-NEW®, Xetra® and XTF Exchange Traded Funds® are registered trademarks of DBAG.

All MSCI indexes are service marks and the exclusive property of MSCI Barra.

ATX®, ATX® five, CECE® and RDX® are registered trademarks of Vienna Stock Exchange AG.

IPD UK Annual All Property Index is a registered trademark of Investment Property Databank Ltd. (IPD) and has been licensed for the use by Eurex for derivatives.

SLI®, SMI®, SMIM® and VSMI® are registered trademarks of SIX Swiss Exchange Ltd.

The STOXX® indexes, the data included therein and the trademarks used in the index names are the intellectual property of STOXX Limited, Zurich, Switzerland and/or its licensors which is used by Eurex Frankfurt AG under license. Eurex derivatives based on the STOXX® indexes are in no way sponsored, endorsed, sold or promoted by STOXX and its licensors and neither STOXX nor its licensors shall have any liability with respect thereto.

Dow Jones, Dow Jones Global Titans 50 IndexSM and Dow Jones Sector Titans IndexesSM are service marks of Dow Jones & Company, Inc. All derivatives based on these indexes are not sponsored, endorsed, sold or promoted by Dow Jones & Company, Inc. Dow Jones & Company, Inc. does not make any representation regarding the advisability of trading or of investing in such products.

All references to London Gold and Silver Fixing prices are used with the permission of The London Gold Market Fixing Limited as well as The London Silver Market Fixing Limited, which for the avoidance of doubt have no involvement with and accept no responsibility whatsoever for the underlying product to which the Fixing prices may be referenced.

PCS® and Property Claim Services® are registered trademarks of ISO Services, Inc.

Korea Exchange, KRX, KOSPI and KOSPI 200 sind eingetragene Handelsmarken der Korea Exchange, Inc.

The names of other companies and third party products may be the trademarks or service marks of their respective owners.

Content

1. List of abbreviations	5
2. Management summary	6
3. Reporting obligation	7
3.1 Reporting obligation for Eurex Exchange Traded Derivatives (ETD)	7
3.2 Reporting obligation for EurexOTC Clear products	7
3.3 Reporting by Eurex Clearing as a CCP	8
4. Unique Trade Identifier (UTI)	9
4.1 UTI for Exchange Traded Derivatives	9
4.2 UTI for EurexOTC Clear trades	11
5. Unique Product Identifier (UPI)	14
5.1 Unique Product Identifier for Eurex ETD products	14
5.2 Unique Product Identifier for EurexOTC Clear products	14
5.3 CFI code as part of Unique Product Identifier for Eurex ETD	15
6. Legal Entity Identifier for counterparty identification	16
7. Backloading	17
7.1 OTC reporting	17
7.2 ETD reporting	17
8. Collateral/Margin	18
8.1 Assumptions on EMIR collateral reporting	18
8.2 Clearing models and collateral pools	18
8.3 Assigning the collateral portfolio code to a trade or position	18
8.4 Retrieving the collateral/margin values for daily reporting of collateral valuation	19
9. Mark to Market Valuation	21
9.1 General rules	21
9.2 Exchange Traded Derivatives	21
9.3 EurexOTC Clear Trades	21

10.Life Cycle Events / EoD reporting for ETDs	22
10.1 Life Cycle Events – ETD Transaction Reporting	22
10.2 Life Cycle Events – ETD Position Reporting	24
11.Netting procedure for Eurex ETD positions	26
12.Buy/ Sell code for EurexOTC Clear trades	28
13.Population of transaction reference number and other specific fields	29
13.1 Population of general common data fields	29
13.2 Population of fields for ETD reporting	29
13.3 Population of fields for EurexOTC Clear trades	32
13.4 Population of general counterparty data fields	35
14.ANNEX 1 (Description of life cycle-events)	36
15.ANNEX 2 – product specific reporting logic	41
15.1 KOSPI Futures	41
15.2 FX Futures and Options	41
15.3 Euro Swap Futures / IRS Futures	41
15.4 Variance Futures	41
15.5 Zero Coupon Inflation Swaps	41
15.6 Eurex Market on Close Futures (MOC)	42
15.7 FX Rolling Spot Futures	42

1. List of abbreviations

C7	Clearing System of ECAG
CM	Clearing Member
EEA	European Economic Area
EMIR	European Market Infrastructure Regulation, EU Regulation No. 648/2012
ESMA	European Securities and Markets Authority
ETD	Exchange Traded Derivatives
LEI	Legal Entity Identifier
NCM	Non-Clearing Member
RC	Registered Customer
UPI	Unique Product Identifier
UTI	Unique Trade Identifier

2. Management summary

The start date of the reporting obligation to report derivative transactions according to Article 9 EMIR for all asset classes has been the 12th February 2014. The start date of the revised RTS/ITS will be the 1st November 2017.

Since both counterparties of a trade have to report and since common data has to be identical, it is important that the CCP and its Clearing Members use the same methods to produce the common data fields.

Reporting is still subject to further guidance by ESMA or industry alignment. Any further changes will be communicated by Eurex Clearing circular.

This document presents the following topics:

- Reporting Obligation
- Unique Trade Identifier (UTI)
- Unique Product Identifier (UPI)
- Interim Entity Identifier
- Backloading
- Collateral
- Mark to market
- Life Cycle-Events
- Netting procedure for Eurex ETD positions
- Buy/Sell code for EurexOTC Clear trades
- Population of specific fields for EMIR reporting

This document is for information purposes only and does not purport to set any standards in advance.

If you have any questions or require further information, please contact

ECAGRegulatoryReporting@eurex.com.

3. Reporting obligation

3.1 Reporting obligation for Eurex Exchange Traded Derivatives (ETD)

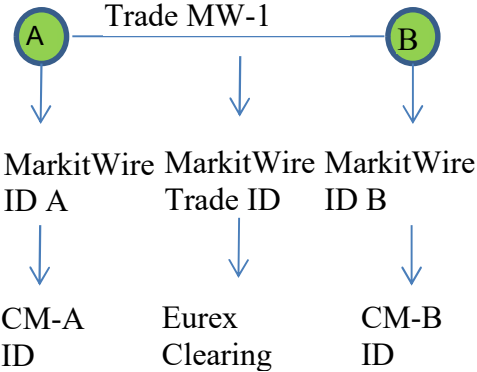
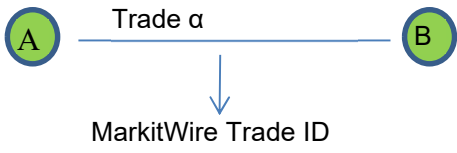
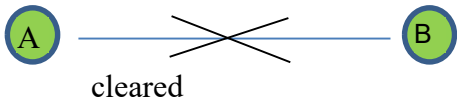
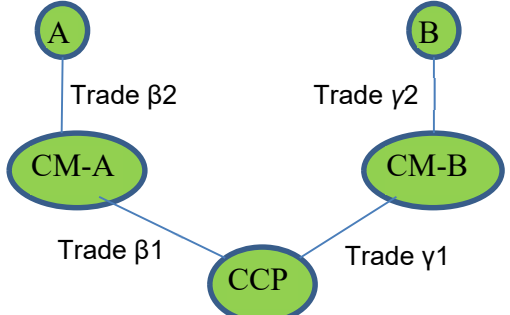
The Eurex market for exchange traded derivatives (ETD) uses the open offer model. Once orders are matched, cleared trades come into existence immediately. The following diagram provides an example:

Diagram	Description
	<p>Orders of Eurex trading participants A and B are matched. There is nothing to report since the matched orders immediately result in cleared trades as follows.</p>
	<p>The Clearing Members of participant A and B conclude a trade with the CCP and in turn conclude a back-to-back trade with A and B, respectively. Each trade is allocated a separate Eurex Clearing trade ID.</p> <p>There is no direct contractual relationship between A resp. B and the CCP. It is our understanding that each of the trades shown in the diagram on the left has to be reported by both sides, e.g. the CCP reports trade $\beta 1$ with CM-A and CM-A reports trade $\beta 1$ with the CCP.</p>

3.2 Reporting obligation for EurexOTC Clear products

For EurexOTC Clear contracts the bilateral trade comes into existence first; thereafter when the trade gets accepted for clearing it will be novated.

Diagram	Description
<p>Bilateral trade</p>	<p>Counterparties A and B conclude an EurexOTC Clear derivative trade e.g. on the phone.</p>

Diagram	Description
<p>Trade Affirmation MarkitWire</p> 	<p>They enter/confirm the trade in a middleware platform like MarkitWire (or Bloomberg), instruct that it will be cleared at Eurex Clearing and each select their respective Eurex Clearing CM. None of them has to be RC, NCM or CM of Eurex Clearing, if they are a client of a CM. Still all EurexOTC Clear trades are principal trades. The trade is assigned a MarkitWire Trade Id and is transferred together with the MarkitWire ID of each counterparty and the MarkitWire ID of each CM to EurexOTC Clear.</p> <p>* For wholesale trades instead of MarkitWire (resp. other affirmation platforms) the Eurex T7-Entry-Service is used. However, the contractual relationships between the counterparties, Clearing Members and CCP are accordingly.</p>
<p>Reporting of original EurexOTC Clear trade</p> 	<p>The original bilateral trade has to be reported as uncleared trade by both counterparties using e.g. the MarkitWire Trade ID as Unique Trade Identifier.</p>
<p>Clearing modification of original trade</p> 	<p>The original EurexOTC Clear trade is going to be replaced by the novation and therefore ceases to exist legally. It has to be reported as modified to status cleared and consequently to be reported as terminated with a cancel message to the trade repository.</p>
<p>Novation and back-to-back trades</p> 	<p>Legally, from A's point of view its trade with B is replaced by an identical trade with its CM-A. CM-A in turn concludes a new identical trade with the CCP. For B the same applies respectively. All new trades are assigned new Eurex Clearing Trade IDs and have a reference to the original MarkitWire Trade ID. Each trade has to be reported by both counterparties.</p>

3.3 Reporting by Eurex Clearing as a CCP

Eurex Clearing is only going to report the trades with its Clearing Members. Eurex Clearing is reporting to the trade repository REGIS-TR.

Any customers interested in delegating their reporting obligation should look at Deutsche Börse AG's TREMIR service which was introduced in the circular 049/2013 of 30 April 2013. If you have any questions or require further information, please contact tremir@deutsche-boerse.com.

4. Unique Trade Identifier (UTI)

Each transaction reported under EMIR has to be identified by a unique number, the Unique Trade Identifier (UTI), and each counterparty of the trade needs to use the same UTI. The following rules are applied by Eurex Clearing:

- The process is designed in a way that each Eurex Clearing customer can create the UTI from the information they receive via existing Eurex Clearing reports or messages.
- To ensure uniqueness the UTI of a terminated transaction will not be reused.
- Similar to the namespace of the Unique Swap Identifier (USI) used for Dodd-Frank-Act reporting, the first characters of the UTI are used to identify its source in order to avoid accidental overlapping with UTI numbers coming from another source. Starting from 5. December 2022, the UTI-prefix will be defined as the LEI of ECAG for novated OTC trades. The length of this prefix is 20 characters ("529900LN3S50JPU47S06"). This change only applies for the UTI. 11 characters for exchange traded derivatives ("E01XEURECAG") and 10 characters for EurexOTC Clear trades ("1050000007", i.e. same value as the USI prefix).
- The UTI is included in the EurexAPIXML broadcasts for EurexOTC Clear transactions.

4.1 UTI for Exchange Traded Derivatives

4.1.1 UTI for ETD transactions as well as for Eurex T7-Entry-Service transactions:

For ETD transactions the complete UTI can also be found in the CB012 report (field UTI).

Trade id component	Field length	Format	CB012	FIXML field name (FIX tag) ¹
ESMA method identifier	3	E01		
MIC code trading venue	4	XEUR (Eurex Exchange)		
MIC code clearing venue	4	ECAG (Eurex Clearing AG)		

¹ Please note that the FIXML mapping given in this table is only valid for trade confirmations for concluded trades. For life cycle events on transactions or positions a different mapping may apply. The FIXML tag in brackets is described by the message tag name and the tag number.

Trade id component	Field length	Format	CB012	FIXML field name (FIX tag) ¹
UTI type indicator	1	E = Eurex ETD trades W = Wholesale trades	map to "E" in case trdTyp = " ", "T" or empty; map to "W" in case trdTyp = "A", "B", "E", "F", "L", "N", "O", "P", "V" or "W"	map to "E" in case TrdType (TrdType / tag 828) = "0", "1004" or empty; map to "W" in case TrdType (TrdType / tag 828) = 1, 12, 51, 54, 55, 1000, 1001, 1002, or 1006 or 1008
clearing leg indicator ²	1	C = trade between Clearing Member and CCP T = trade between trading member and Clearing Member		
transaction ID	19	Alphanumeric, filled up with leading "0" if less than 19 characters	TransactionId	TradeReportID, filled up with leading "0" if less than 29 characters
transaction ID suffix	10	numeric	TransactionIdSuffix	(ID / Tag 571)

Example: E01XEURECAGWC0000000000008BHY2U80000000002

ESMA method identifier

MIC code trading venue

MIC code clearing venue

UTI type indicator

Clearing leg indicator

Transaction ID

Transaction ID suffix

4.1.2 UTI for Eurex ETD positions: (including positions of Flexible Contracts)

For ETD positions the complete UTI can also be found in the CB012 report (field UTI).

² The logic of the clearing leg indicator is only a recommendation, it is not a guidance. However, Eurex Clearing will report the trade between the Clearing Member and CCP with "C".

Trade id component	Field length	Format	CB012	FIXML field name (FIX tag)
ESMA method identifier	3	E01		
MIC code trading venue	4	XEUR (Eurex)		
MIC code clearing venue	4	ECAG (Eurex Clearing)		
UTI type indicator	1	P = Position		
Clearing leg indicator	1	C = trade between Clearing Member and CCP T = trade between trading member and Clearing Member		
Position ID	11	11 characters, e.g. 123456, if applicable filled up with leading "0"	PositionID	Transaction confirmation: RelatedPositionID (ID / Tag 1862) Position update confirmation: PositionID (ID / Tag 29012)

Example: E01XEURCAGPC00000001TY2

ESMA method identifier

MIC code trading venue

MIC code clearing venue

UTI type indicator

Clearing leg indicator

Position Id

4.2 UTI for EurexOTC Clear trades

Unique trade id for bilateral EurexOTC Clear trades prior clearing/novation

Some trade flow providers for OTC trades have announced the possibility for the counterparties to enter the UTI resp. to generate the UTI. In case that the UTI for the OTC trade is provided by the trade flow provider, this UTI should be used for reporting the bilateral trade prior clearing/novation (concat fields UTI/issuer and UTI/tradeld). If no UTI is provided by the trade flow provider, Eurex Clearing recommends generating a UTI according to the specification provided below.

Trade id component	Field length	Format	EurexAPIXML (FpML)
Prefix	10	1050000007 (until 4. December 2022)	
	20	529900LN3S50JPU47S06 (as of 5. December 2022)	
UTI type indicator	1	O = EurexOTC Clear trades	
Source of Trade	4	BLBG = Bloomberg MKTW = MarkitWire 360T = 360T BMTF = Bloomberg MTF SwFu = SwapFuture TRAI = Traiana MKSE = Markitserv TRAD = Tradeweb	srcSysId
Source System Trade ID	20	alphanumeric, 20 digits (currently 7, filled up with leading "0"), e.g. MarkitWire ID, Bloomberg ID, Tradeweb ID, etc.	srcSysTradeId
clearing leg indicator	1	B = bilateral trade prior clearing	

Unique trade id for cleared EurexOTC Clear trades

Trade id component	Field length	Format	EurexAPIXML (FpML)
Prefix	10	1050000007 (until 4. December 2022)	
	2040	529900LN3S50JPU47S06 (as of 5. December 2022)1050000007	UTI/issuer
UTI type indicator	1	O = EurexOTC Clear trades	
EurexOTC Clear trade id	20	numeric, 20 digits (currently 6, filled up with leading "0")	
clearing leg indicator	1	C = trade between Clearing Member and CCP T = trade between Registered Customer and Clearing Member	UTI/tradeId

Example: 105000000700000000000000436743C (until 4. December 2022)

529900LN3S50JPU47S0600000000000000436743C (as of 5. December 2022)

Prefix

UTI type indicator

EurexOTC Clear trade id

Clearing leg indicator

Clearing leg indicator:

Diagram	Description
	<p>The UTI of the bilateral trade prior clearing/novation will be tagged with the clearing leg indicator “B”.</p>
	<p>To indicate the contractual relationship between CCP and Clearing Member the UTI will be tagged with clearing leg indicator “C”.</p> <p>To indicate the contractual relationship between Clearing Member and Registered Customer the UTI will be tagged with clearing leg indicator “T”.</p>

UTI calculation procedure in case of life cycle events

- EurexOTC Clear derivatives
 - For post trade events the original trade will be cancelled and a new trade will be reported.
 - The UTI for the new trade will be created by using the rules listed above (which includes *tradeID* as one of the components). For the cancellation of the original trade the UTI has to be calculated by using the field *prePTETradeID*.

5. Unique Product Identifier (UPI)

5.1 Unique Product Identifier for Eurex ETD products

For exchange-traded products Eurex Clearing is going to report the ISIN as Product identification (Common Data field 6). The ISIN on series level can be gathered from the Market and Reference Data Interfaces RDI and RDF as follows:

- Extract the fields required to search in RDF. For CB012 the field names are: prodId (e.g. ODAX), cntrExpDat (e.g. 2019-01-18), cntrExercisePrice (only for options, e.g. 10850), cntrVersNo (only options, e.g. 0), cntrClasCod (only options, e.g. C for Call).
- Search the XML group MktDef in RDF where the field MktSeg = prodID (e.g. ODAX) and extract the field MktSegID (e.g. 1176) from it.
- Search the XML group SecDef in RDF and extract the field AltID (AltIDSrc="4" = ISIN) where Src = 'M, MktSegID = above extracted ID, MatDt = cntrExpDat, StrkPx = cntrExercisePrice, OptAt = cntrVersNo, PutCall = 0 for CntrClasCod = P (Put), PutCall = 1 for CntrClasCod = C (Call).

Example:

```
<MktDef MktID="XEUR" MktSegID="1176" EfctvBizDt="2018-12-27" NxtEfctvBizDt="2018-12-28"
MktSeg="ODAX" MarketSegmentDesc="OPT ON THE DAX INDEX" Sym="DE0008469495"
ParentMktSegmID="OINX" Ccy="EUR" MktSegStat="1" USFirmFlag="N" PartID="1">
...
</MktDef>

<SecDef PriSetPx="2068.6">
  <Instrmt ID="2243855" Src="M" SecTyp="OPT" Status="1" ProdCmplx="1" CFI="OCEICS" MatDt="2019-01-18"
  MMY="201901" StrkPx="10850" Mult="1" PutCall="1" OptAt="0" ExerStyle="0" OrigStrkPx="10850" CntrctGenNum="1"
  LowExerPxOptnInd="N" ValMeth="EQTY" SettlMeth="C" PxPrctsn="1" MinPxIncr="0.1" MinPxIncrAmt="0.5">
    <AID AltID="67912710" AltIDSrc="M"/> <!--id generated in Eurex Classic -->
    <AID AltID="XF00000F56A3" AltIDSrc="4"/> <!-- ISIN -->
    ...
  </Instrmt>
  <MktSegGrp MktSegID="1176">
    ...
  </MktSegGrp>
</SecDef>
```

For Market and Reference Data Interfaces see www.eurexchange.com -> Technology -> T7 Trading Architecture -> System Documentation -> Release 6.0 -> Market and Reference Data Interfaces -> T7 Market and Reference Data Interfaces - Manual

5.2 Unique Product Identifier for EurexOTC Clear products

For EurexOTC Clear products Eurex Clearing is going to report the following product related information. For common data field 4 (Product classification) the CFI provided with the trade will be used. In case there is no value, the values from the table below will be used.

In case there is an ISIN this information will be reported as Product identification (type). The field UnderlyingSeg identification (type) will remain empty.

EurexOTC Clear product	Common data field 1	Common data field 2	Common data field 3	Common data field 4
Interest rate swap	SW = Swap	IR = Interest Rate	C = CFI	Basis: SRAXSC FixedFloat: SRXXSC Inflation: SRGCSC
Overnight index swap	SW = Swap	IR = Interest Rate	C = CFI	SRHCSC
Forward rate agreement	FR = Forward rate agreement	IR = Interest Rate	C = CFI	SRMCSC
FX Swap	SW = Swap	CU = Currency	C = CFI	SFCXXN
FX Forward	FW = Forward	CU = Currency	C = CFI	SFAXXN
Cross Currency Swap (Float/Float)	SW = Swap	IR = Interest Rate	C = CFI	SRACCP
Non-deliverable forward (NDF)	FW = Forward	CU = Currency	C = CFI	JFTXFC

5.3 CFI code as part of Unique Product Identifier for Eurex ETD

The CFI code will be reported as Product classification (Common Data field 4). The CFI code for listed products traded at Eurex is available as a CSV file for download on the Eurex website at the bottom of the following page: <https://www.eurex.com/ex-en/markets/productSearch>.

In case of Flexible Contracts the CFI code of the respective standard product has to be amended as follows.

In case of **Flex Options** the third letter of the CFI code “type of scheme” has to be set according to the agreed exercise style, A = American or E = European. The fifth letter of the CFI code “Delivery” has to be set to C = Cash if the settlement type is cash otherwise it remains as for the standard product (X or P). In addition, the sixth letter “Standardized/Non-standardized” has to be set to N = Non-Standardized.

In case of **Flex Futures** “Delivery” is the fourth letter of the CFI code and has to be set as above for the Flex Option. Equally, the fifth character has to be set to N = Non-Standardized.

6. Legal Entity Identifier for counterparty identification

The counterparties of a derivative contract have to be identified by using either a Legal Entity Identifier (LEI) or a client code like the Member ID³. We strongly advise our members to apply for a LEI at one of the authorized Local Operating Units in a timely manner. The LEI of the Eurex Clearing CCP is **"529900LN3S50JPU47S06"**.

Clearing Members should provide the Eurex Member Service with their LEI. For the identification of its Clearing Members as counterparty, Eurex Clearing has to use the LEI that has to be provided by the Clearing Member.

The Global LEI initiative is driven by the Regulatory Oversight Committee (ROC) of the Global Legal Entity Identifier System (website: <http://www.leiroc.org/>).

The LEI has the structure of the global LEI code. It is determined in detail by ISO Standard 17442 and takes into account Financial Stability Board (FSB) stipulations.

³ As of the ESMA Q&A TR Question 10

7. Backloading

7.1 OTC reporting

Eurex Clearing submitted trades which are subject to backloading detailed in Article 5 of the Implementing Technical Standards⁴ on 12th February 2014.

This includes any life cycle events which occurred from the start of the Eurex OTC Clear service from the 13th November 2012 onwards.

7.2 ETD reporting

According to the ESMA Q&A TR Question 4, for centrally cleared ETDs which were concluded between 16 August 2012 and 11 February 2014 counterparties are expected to report only their resulting net position at CCP level as of the end of 11th February 2014⁵. Consequently, Eurex reported only the net positions as of the end of 11th February 2014.

⁴ Commission Implementing Regulation (EU) No 1247/2012 of 19th December 2012.

⁵ See ESMA Q&A TR Question 4

8. Collateral/Margin

Eurex Clearing will report the collateral information on a portfolio basis (i.e. on collateral pool level). Thereby an internal ID is used as Collateral portfolio code (Counterparty Data field 23). The margin calculation at Eurex Clearing includes derivatives products as well as cash market products (e.g. for cross margining purposes). Consequently, there are no collateral/margin information available for derivatives only.

8.1 Assumptions on EMIR collateral reporting

The following considerations are made on collateral reporting:

- The collateral value of each collateral portfolio is reported daily on T+1 after haircut as a single value in the clearing currency including any excess collateral but not including accrued interest (i.e. clean price for interest bearing securities), and not including any amounts called for but not yet settled.
- The collateral portfolio code does not have to be the same between counterparties.

8.2 Clearing models and collateral pools

- Eurex Clearing utilizes collateral pools that are internal collateral accounts in the books and records of Eurex Clearing to record the value of cash and securities collateral. The number of collateral pools depends on the chosen segregation model.
- For the Elementary Clearing Model (ECM) value-based allocation method the collateral pool of the Clearing Member (i.e. standard/default collateral pool of the CM) is used.
- For the Elementary Clearing Model (ECM) asset based allocation method and the Net Omnibus Clearing Model (NOCM) there is a separate collateral pool for the Clearing Member's proprietary collateral (standard/default collateral pool of the CM) and a designated pool for the client collateral (Elementary Omnibus collateral pool/ Net Omnibus collateral pool).
- For the Individual Clearing Model (ICM) each Non-Clearing Member, Registered Customer or single fund has its own segregated collateral pool (dedicated ICM collateral pool).

8.3 Assigning the collateral portfolio code to a trade or position

8.3.1 General process

- The EMIR counterparty data field 23 "Collateral portfolio code" can already be filled the first time a trade or position is reported. It only changes if the account of the trade or position is allocated to a different collateral pool. It does not change for a trade or position transfer since this will generate new transactions with new UTIs and their own collateral portfolio codes.
- The general process to assign a collateral portfolio code is:
 - Identify the account to which the trade or position belongs
 - Identify the collateral pool to which the account is allocated
 - (Translate the collateral pool ID to a collateral portfolio code (e.g. using sequential numbers))

8.3.2 Assigning the collateral portfolio code to ETD trades/positions incl. flex contracts

- Get the Clearing Member ID, Exchange Member ID and account ID from the report CB012
- Search the Clearing Member, Exchange Member and account ID in CC760 and obtain the collateral pool ID
- (Map the collateral pool ID to the collateral portfolio code (by using an internal sequential numbering of collateral pool IDs))

8.3.3 Assigning the collateral portfolio code to OTC cleared transactions

- Look up collateral pool ID in the field SegregationID of the Fpml trade notification message with status verified
- (Map the collateral pool ID to the collateral portfolio code (by using an internal sequential numbering of collateral pool IDs))

Alternative option:

- Take the Clearing Member ID, Registered Customer ID and account ID from the Fpml trade notification message
- Look up the Clearing Member ID, Registered Customer ID and account ID in CC760 and obtain the collateral pool ID
- (Map the collateral pool ID to the collateral portfolio code (by using an internal sequential numbering of collateral pool IDs))

8.4 Retrieving the collateral/margin values for daily reporting of collateral valuation

- Eurex Clearing Collateral Valuation reports are available at the end of the daily batch. The following reports can be used to obtain the relevant information for the reporting of the CP Data fields 24-35.
- The report “CC760 Daily Margin Summary” shows the daily margin requirement for all exchanges. The field sumPoolIDTotal contains the sum of the effective margin requirement per pool, which can be used for Initial Margin reporting. The field sumPoolIDClgCurr contains the related currency.
- The report “CD710 Daily Cash Account CM” contains the details of balances and transaction amounts of the cash account. The transaction types 235 (Variation Margin Received), 244 (OTC Variation Margin Received), 236 (Variation Margin Paid) and 243 (OTC Variation Margin Paid) should be considered for Variation Margin reporting.

The collateral values can be found in the report “CD042 Daily Settlement Statement”. The collateral per dedicated collateral pool ID is the sum of the columns “CashCollAmnt” (XML tag cshCollAmnt), “AdjSecu” (XML tag secuTotBalAmnt) and “AdjGuar” (XML tag guarTotBalAmnt). AdjGuar is currently not used and therefore 0. To arrive at the total value in Clearing Currency the values for each currency have to be summed up after dividing by the unadjusted exchange rate. The adjusted exchange rate in the column “AdjExchRate” (XML tag adjExchRat) cannot be used since it includes a hair-cut for the currency risk and differs if there is margin excess or shortfall in that currency. The unadjusted exchange rates can be downloaded from the table Currency haircuts at <https://www.eurex.com/ec-en/services/risk-parameters/haircut-and-adjusted-exchange-rate>.

- The collateral values for LSOC clearing model can be found in the report “CD045 LSOC Settlement Statement”. The collateral per dedicated collateral sub pool ID is the sum of the columns “LegSegVal” (XML tag legSegVal), “AssAlloc” (XML tag assAlloc) and “FCM Buffer” (XML tag fcmBuffer).
- The clearing currency in CD042 is shown in the field “Currency” (XML tag clgMembCurrTypCod). The clearing currency in CD045 is shown in the field “Curr” (XML tag CurrTypCod).

9. Mark to Market Valuation

9.1 General rules

- The mark to market (MtM) valuation has to be reported daily by Clients, Clearing Members and CCPs alike. Eurex Clearing AG will report the daily valuation on position level.
- Eurex Clearing will fill the EMIR Counterparty data field 19 "Valuation timestamp" with the date for which the report is provided as date component and use 23:59:00 as time component of the timestamp. Field 20 "Valuation type" will be filled with "C" = CCP's valuation.

9.2 Exchange Traded Derivatives

- The EMIR Counterparty data field 18 "Currency of the value" will be filled with the field currTypCod from the report CB012.
- Pending further guidance from ESMA, for ETD reporting Eurex Clearing will report field 17 "Value of the contract" as detailed below. The method will also apply to flexible contracts.
 - Futures contracts & Option contracts with future style margining:
 - $MtM = \text{Number of contracts} \times (\text{position price} - \text{market price}) \times \text{price multiplier}$
 - At end of day processing the position price is set to the settlement price, which is the market price at this moment. Therefore the MtM to be reported is "0".
 - Traditional-style (premium-paid) Options:
 - Field mgnPremiumAmnt / premMargin (CC710 / CP010⁶ – XML version)
 - Field PremMgn (CC710 + CC010 – text version)
 - Alternatively, the Premium Margin for a Clearing Members option position can be calculated by multiplying settlement price with price multiplier and quantity (settlement price x price multiplier x quantity)

9.3 EurexOTC Clear Trades

- For OTC traded derivatives Eurex Clearing AG will report the cumulated variation margin (= full mark-to-market value) as valuation update. In case of STM (settled-to-market) swaps (refer to circular 102/17) the NPV will be used. In case of STM the NPV is 0 at the end of the day.
- The Cumulated Variation Margin / Mark to Market value can be found in the Eurex OTC Clear report CC203.
- CC203: "Mark to market value of contract": MtM0 (including accruals and upfront fees)
- "Currency of mark to market value of the contract": currTypCod

⁶ CP010 contains the premium margins for PRISMA members, i.e. CC710 is no option for PRISMA members. Therefore the premium margin amount of a Clearing Member's option position can be either on report CC710 or CP010.

10. Life Cycle Events / EoD reporting for ETDs

During the life cycle of a contract events may occur which affect the transaction or the position. ANNEX I (chapter 14) contains a description of all life cycle events.

10.1 Life Cycle Events – ETD Transaction Reporting

In general, any event will lead to an inverse transaction to the old transaction in C7 with the inverse transaction having the same transaction ID and a new suffix and a new transaction with also the same transaction ID and another new suffix. For the transaction management related life cycle events Eurex Clearing will report the end of day state of every transaction irrespectively of the transaction type in case more life cycle events happen for one transaction on the same business day (according to EMIR Q&A – TR Question 5 b). In case of T+x life cycle events also inverse transactions which refer to a parent transaction that happened on a previous business day will be reported to equalize the exposure (Exception: In case the parent is of transaction type 131 (Price Correction) or 133 (Corporate Action Correction), then this inverse transaction will not be reported).

Find below a list of all relevant transaction management life cycle events:

- 000 TRADE
- 002 TRADE O/C ADJUSTMENT
- 004 TRADE TRANSFER
- 005 TRADE ADJUSTMENT TEXT
- 006 TRADE SEPARATION
- 010 TRADE CLOSING ERROR
- 011 AVERAGE PRICING
- 012 DE-MERGE
- 013 FINAL PRICE ADJ
- 018 TRANSACTION BASED SETTLEMENT
- 020 CGU TRD SND
- 030 CGU TRD REC
- 035 CGU CLS ERROR
- 040 TES TRADE
- 042 TES CLS ERR

The following rules which are based on the CB012 fields trnDat, trnTyp, transactionId/Suffix, parentTransactionId/Suffix, trnAdjStsCod and trnHistAdjInd can be used to find the reportable transactions:

- Do not report non-historical (trnHistAdjInd <> "H") inverse transactions (trnAdjStsCod = "I")
- Do not report inverse transactions (trnAdjStsCod = "I") where the parent transaction (via ParentTransactionId/Suffix) happened on the same business day (via trnDat)
- Do not report inverse transactions (trnAdjStsCod = "I") where the parent transaction (via ParentTransactionId/Suffix) is a price correction (trnTyp = 131) or a corporate action correction (trnTyp = 133)
- Do not report mistrades (trnAdjStsCod = "R")
- Do not report preliminary transactions (prelimFlg = "X")

- Do not report non-inverse transactions (trnAdjStsCod <> "I") which are further adjusted on the same business day (via trnDat), i.e. transactionId/Suffix of this transaction serves as a parent transaction (via parentTransactionId/Suffix) for another transaction

Find below a sample for the reporting of the end of day state for a complex scenario.

Date	Transaction Id	Suffix	Parent Suffix	trnAdj StsCod	trnHist Ind	trnTyp	Report?	Why?
17.01.2018	123456	0		A		000	No	Transaction is modified later that day (Suffix 1)
17.01.2018	123456	1	0	I		006	No	Inverse transactions are only relevant if the parent is on a previous day
17.01.2018	123456	2	0	N		006	Yes	Constitutes EOD state for this branch after split
17.01.2018	123456	3	0	A		006	No	Transaction is modified later that day (Suffix 6)
17.01.2018	123456	4	0	A		006	No	Transaction is modified later that day (Suffix 10)
17.01.2018	123456	5	0	A		006	No	Transaction is modified later that day (Suffix 8)
17.01.2018	123456	6	3	I		020	No	Inverse transactions are only relevant if the parent is on a previous day
17.01.2018	123456	7	3	N		030	Yes	Constitutes EOD state for this branch after split
17.01.2018	123456	8	5	I		020	No	Inverse transactions are only relevant if the parent is on a previous day
17.01.2018	123456	9	5	N		030	Yes	Constitutes EOD state for this branch after split
17.01.2018	123456	10	4	I		020	No	Inverse transactions are only relevant if the parent is on a previous day
17.01.2018	123456	11	4	A		030	No	Transaction is modified later that day (Suffix 12)
17.01.2018	123456	12	11	I		004	No	Inverse transactions are only relevant if the parent is on a previous day
17.01.2018	123456	13	11	N		004	Yes	Constitutes EOD state for this branch after split
18.01.2018	123456	14	2	I	H	006	Yes	Inverse transaction needs to reported as parent is on a previous day to equalize the exposure
18.01.2018	123456	15	2	N	H	006	Yes	Constitutes EOD state for this branch after split
18.01.2018	123456	16	2	N	H	006	Yes	Constitutes EOD state for this branch after split
18.01.2018	123456	17	2	N	H	006	Yes	Constitutes EOD state for this branch after split
18.01.2018	123456	18	2	A	H	006	No	Transaction is modified later that day (Suffix 19)
18.01.2018	123456	19	18	I	H	020	No	Inverse transactions are only relevant if the parent is on a previous day
18.01.2018	123456	20	18	N	H	030	Yes	Constitutes EOD state for this branch after split
19.01.2018	123456	21	15	I	H	020	Yes	Inverse transaction needs to reported as parent is on a previous day to equalize the exposure
19.01.2018	123456	22	15	N	H	030	Yes	Constitutes EOD state for this branch after split
19.01.2018	123456	23	17	I	H	020	Yes	Inverse transaction needs to reported as parent is on a previous day to equalize the exposure
19.01.2018	123456	24	17	N	H	030	Yes	Constitutes EOD state for this branch after split
19.01.2018	123456	25	16	I	H	020	Yes	Inverse transaction needs to reported as parent is on a previous day to equalize the exposure
19.01.2018	123456	26	16	N	H	030	Yes	Constitutes EOD state for this branch after split

Find below two samples for the reporting of the end of day state for average pricing.

Date	Transaction Id	Suffix	Parent Suffix	related Transaction Id	trnAdj StsCod	trnTyp	Counter party	Report?	Why?
17.01.2018	123456	0			A	000	ABCFR	No	Transaction is modified later that day (Suffix 1)
17.01.2018	123456	1	0	ABCDEF	I	011	ABCFR	No	Inverse transactions are only relevant if the parent is on a previous day
17.01.2018	456789	0			A	000	ABCFR	No	Transaction is modified later that day (Suffix 1)
17.01.2018	456789	1	0	ABCDEF	I	011	ABCFR	No	Inverse transactions are only relevant if the parent is on a previous day
17.01.2018	789123	0			A	000	ABCFR	No	Transaction is modified later that day (Suffix 1)
17.01.2018	789123	1	0	ABCDEF	I	011	ABCFR	No	Inverse transactions are only relevant if the parent is on a previous day
17.01.2018	ABCDEF	0			A	011	ABCFR	Yes	Constitutes EOD state for this transaction

Date	Transaction Id	Suffix	Parent Suffix	related Transaction Id	trnAdj StsCod	trnTyp	Counter party	Report?	Why?
17.01.2018	123456	0			A	000	ABCFR	No	Transaction is modified later that day (Suffix 1)
17.01.2018	123456	1	0	ABCDEF	I	011	ABCFR	No	Inverse transactions are only relevant if the parent is on a previous day
17.01.2018	456789	0			A	000	ABCFR	No	Transaction is modified later that day (Suffix 1)
17.01.2018	456789	1	0	ABCDEF	I	011	ABCFR	No	Inverse transactions are only relevant if the parent is on a previous day
17.01.2018	789123	0			A	000	ABCFR	No	Transaction is modified later that day (Suffix 1)
17.01.2018	789123	1	0	ABCDEF	I	011	ABCFR	No	Inverse transactions are only relevant if the parent is on a previous day
17.01.2018	ABCDEF	0			A	011	ABCFR	No	Transaction is modified later that day (Suffix 1)
17.01.2018	ABCDEF	1	0		I	006	ABCFR	No	Inverse transactions are only relevant if the parent is on a previous day
17.01.2018	ABCDEF	2	0		A	006	ABCFR	No	Transaction is modified later that day (Suffix 4)
17.01.2018	ABCDEF	3	0		A	006	ABCFR	Yes	Constitutes EOD state for this branch after split
17.01.2018	ABCDEF	4	2		I	020	ABCFR	No	Inverse transactions are only relevant if the parent is on a previous day
17.01.2018	ABCDEF	5	2		N	030	XYZFR	Yes	Constitutes EOD state for this branch after split

10.2 Life Cycle Events – ETD Position Reporting

Position management life cycle events lead to modifications of the position as well as separate transactions indicating the change to the related positions. Those transactions are not adjustable and therefore only have a suffix 0 (Exception: Price correction transactions (trnTyp 131) and corporate action correction transactions (trnTyp 133) are adjustable).

The following table lists all position management life cycle events and provides information if Eurex Clearing will report those events.

Life cycle event	trnTyp ⁷	Reportable?	Comment
POS CLOSE ADJUSTMENT	100	No	Not relevant for EMIR reporting, because it does not change the net position
POS TRANSFER	102	Yes	
POS FULL TRANSFER	104	Yes	
POS OPEN ADJUSTMENT	108	No	Not relevant for EMIR reporting, because it does not change the net position

⁷ Lifecycle events are indicated through the fields trnTyp (CB012) or TransferReason (FIXML TrnsfrRsn / tag 830)

Life cycle event	trnTyp ⁷	Reportable?	Comment
MAN EXERCS	110	Yes	
AUT EXERCS	111	Yes	
EXER ADJUSTMENT	112	Yes	
ASSIGNMENT	114	Yes	
CLRG HOUSE TRANSFER	115	No	Refer to chapter 15.1
EXPI/STL	116	No	As of the ESMA Q&A of June 4 th TR Question 12 no maturities have to be reported.
POSITION CONVERSION	117	Yes	
POS CAPITAL ADJUST	118	Yes	
NOTIFICATION	120	No	Futures contract has matured;
NOTIF ADJ	122	No	Since we have no Futures with derivatives underlyings the booking of the underlying as allocation or notification is a spot market transaction not relevant for EMIR.
ALLOCATION	124	No	
POS FUT CREATION	126	Yes	
ABANDON	127	No	Not in scope of EMIR reporting
AUTOMATIC CLOSEOUT	129	No	Not relevant for EMIR reporting, because it does not change the net position
PRICE CORRECTION	131	No	Price Correction transactions are adjustable. It can happen that the transaction is modified and the end of day state is reportable (see previous chapter).
BASKET TRF	132	Yes	
CORPORATE ACTION CORRECTION	133	No	Corporate Action Correction transactions are adjustable. It can happen that the transaction is modified and the end of day state is reportable (see previous chapter).
REAL TIME POS TRANSF	306	Yes	
REAL TIME POS TSFCSH	307	Yes	

Find below two samples for the reporting of the end of day state for Price correction transactions.

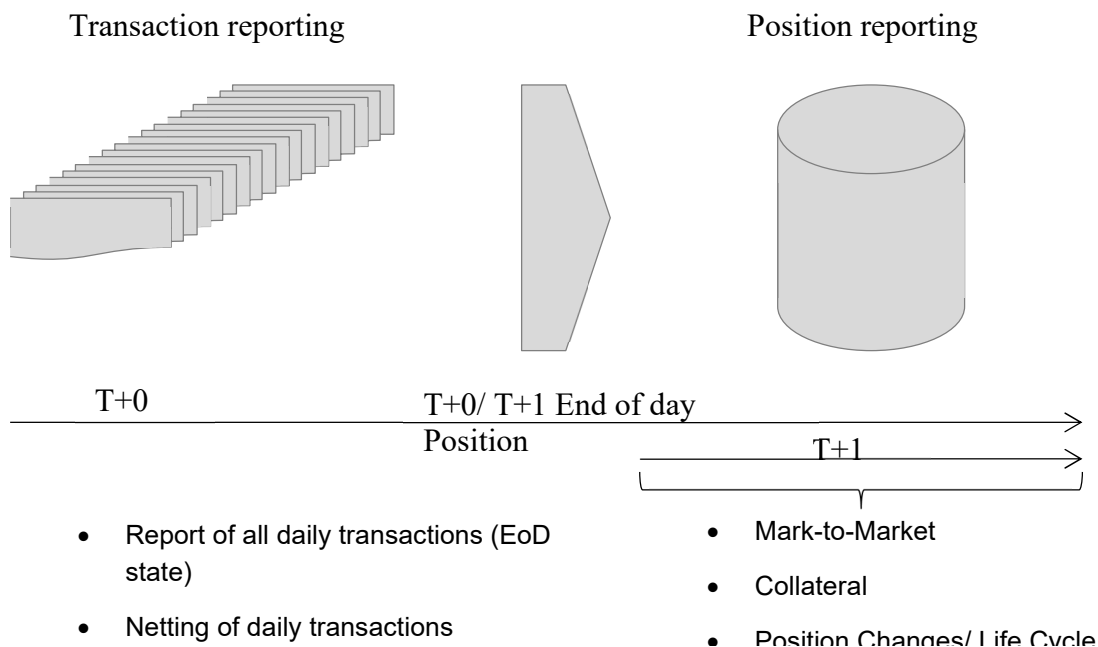
Date	Transaction Id	Suffix	Parent Suffix	trnAdj StsCod	trnHist Ind	trnTyp	Report?	Why?
17.01.2018	123456	0		A		131	No	Price correction transactions are not reported
17.01.2018	123456	1	0	I		002	No	Inverse transactions are only relevant if the parent is on a previous day
17.01.2018	123456	2	0	A		002	Yes	Constitutes EOD state for this transaction

Date	Transaction Id	Suffix	Parent Suffix	trnAdj StsCod	trnHist Ind	trnTyp	Report?	Why?
17.01.2018	123456	0		A		131	No	Price correction transactions are not reported
18.01.2018	123456	1	0	I	H	002	No	Inverse transactions are not relevant if the parent is of type Price Correction (trnTyp 131)
18.01.2018	123456	2	0	A	H	002	Yes	Constitutes EOD state for this transaction

11. Netting procedure for Eurex ETD positions

Eurex Clearing is going to use the following approach to report Eurex ETD positions.⁸

The reporting of positions will be indicated with the usage of the value “P” (Positions) in common data field 94 (Level). A separate (position) UTI (see UTI section above) will be created. All transactions which do not represent positions will be reported with Action type (common data field 93) “P” (Position Component) and Level “T” and the netted position will be reported as a position. After the first reporting of a position, each further change will be reported as a modification. Even if the position quantity does not change, a modification with the updated price (the settlement price) will be reported. If the position quantity is 0, then only the first modification to 0 will be reported and only once the position is non-zero again further modifications will be reported.



Eurex ETD transaction vs. position reporting

- After trading at the end of day only positions are contractually relevant
- Transactions are superseded by the net position
- Events with Transaction type (trnTyp in report CB012) > 50 will be considered in the life cycle reporting for positions (see chapter 10.2)
- Mark-to-market will only be reported on position level

Eurex ETD position netting procedure

⁸ See TR Question 17 of the Q&A: <http://www.esma.europa.eu/news/ESMA-clarifies-reporting-exchange-derivatives-under-EMIR?t=326&o=home>

- Report the end of day state of all relevant transactions (see chapter 10.1) of the day with *Action type* “Position Component” (EMIR common data field 93)
- The field Compression (common data field 16) will be reported with “N” for new positions.
- Report the net position either as “new” position or with “modify” in case of a previous position reporting.
- The UTI of a Position is the same for the whole term; therefore reporting of positions will be with action type “modify” until maturity of the contract.
- In case of a zero net position the transaction will be reported with a “modify” as well in order to keep the same UTI until the maturity date.
- The counterparty side (counterparty data field 14) for the netted/flat position will be set to the value, that was reported in the latest reported transaction, that resulted in the netting of the position.⁹
- The Clearing timestamp will be reported as 23:59:00 UTC. The date for both timestamps will be the day for which the position is reported.

⁹ In line with ESMA Q&A TR question 3b, line 12

12. Buy/ Sell code for EurexOTC Clear trades

In accordance with Article 3a of the ITS on reporting to TR Eurex Clearing will use the following rules to fill the counterparty data field 14 "Counterparty side":

For Swaps:

- Eurex Clearing will always determine the fixed leg as Leg1 of the swap
 - Payer of Leg1 is the B(uyer)
 - Receiver of Leg1 is the S(eller)

FRA:

- Payer of fixed rate is the B(uyer)
- Payer of reference rate is the S(eller)

Basis Swap:

- The leg with the higher spread is determined as Leg1
 - Payer of Leg1 is the B(uyer)
 - Receiver of Leg1 is the S(eller)
- ~~Cross Currency Swap:~~
- ~~The leg with the notional currency which is first when sorted alphabetically by ISO 4217 standard is determined as Leg1~~
- ~~Payer of Leg1 is the S(eller)~~
- ~~Receiver of Leg1 is the B(uyer)~~
- ~~FX Swap:~~
- ~~The leg where the value date is further in the future is Leg2~~
- ~~Within Leg2: Payer of exchangedCurrencyXXX/paymentAmount/currency which is first when sorted alphabetically by ISO 4217 standard should be identified as the (S)eller~~
- ~~Within Leg2: Receiver of exchangedCurrencyXXX/paymentAmount/currency which is first when sorted alphabetically by ISO 4217 standard should be identified as the (B)uyer~~
- ~~FX FRA:~~
- ~~Payer of exchangedCurrencyXXX/paymentAmount/currency which is first when sorted alphabetically by ISO 4217 standard should be identified as the (S)eller~~

~~Receiver of exchangedCurrencyXXX/paymentAmount/currency which is first when sorted alphabetically by ISO 4217 standard should be identified as the (B)uyer~~

13. Population of transaction reference number and other specific fields

13.1 Population of general common data fields

13.1.1 Rules for EMIR Common Data field 15 – Venue of execution

In case of new ETD transaction and new positions, the common data field 10 will be filled with “XEUR”. For new Eurex T7-Entry-Service (wholesale) transactions including FlexTrades, it will be filled with “XEUR”. For new OTC derivative trades, the MIC of the related trading venue will be reported. In case no information about the trading venue is available it will be reported with “XXXX”.

13.1.2 Rules for EMIR Common Data field 23 – Upfront payment

Eurex Clearing leaves this field blank.

13.1.3 Rules for EMIR Common Data fields 30 and 31 – Master Agreement type and version

These fields will be left blank since for cleared transactions they do not apply.

13.2 Population of fields for ETD reporting

13.2.1 Rules for EMIR Common Data fields 7 and 8 – Underlying identification (type)

Eurex reports an ISIN in case the underlying is a single ISIN. In case the underlying is a basket, the cheapest to deliver ISIN will be reported (report CE038 contains information regarding deliverable bonds) on the settlement date and ‘NA’ should be reported on any dates beforehand. In case the product type¹⁰ of the product equals OINX, FINX, OFIX, FVOL, CINX or OVOL the underlying is an index. In this case, the ISIN of the index or the related index name in case no ISIN is available will be reported.

The information can be gathered from the Market and Reference Data Interfaces RDI and RDF.

13.2.2 Rules for EMIR Common Data field 11 – Deliverable currency

This field is going to be filled with the settlement currency.

13.2.3 Rules for EMIR Common Data field 13 – Report tracking number

The field will be reported as described below, however for Eurex positions this field will be filled with “NA”.

Trade id component	Field length	Format	CB012	FIXML field name (FIX tag)
--------------------	--------------	--------	-------	----------------------------

¹⁰ prodTypId from report CB012

trade date	8	date, YYYY-MM-DD converted to YYYYMMDD	origTrnDat (CB012: origTrdDat)	TrdRegTimestamp (TS / tag 769) and TrdRegTimestampType (Typ/ tag 770) = 1 = Execution Timestamp
product id	4	alphanumeric, filled up with leading "0" if less than 4 characters	prodId	Symbol (Sym / tag 55)
original transaction id	9/19 12/19 (CB012)	alphanumeric 9 (12), filled up with leading "0" if less than 9 (12) characters In case original transaction id is not available filled with the transaction id number: alphanumeric 19, filled up with leading "0" if less than 19 characters	origTrnId (CB012: origTradeId) In case origTradeId is not available filled with the transaction id number: TransactionId	SideTradeID (SideTradeID/ tag 1506) In case SideTradeID is not available filled with the transaction id number: TradeReportID (RptID / tag 571) - Transaction ID ¹¹

13.2.4 Rules for EMIR Common Data field 14 - Complex trade component ID

The field origStrategyLinkId from report CB012 (FIXML tag @StrategyLinkId) can be used to populate this field, if it is filled. It links all trades resulting from a match step of a strategy order within a business day and a (strategy) product.

The field packageId from report CB012 (FIXML tag @PackageID) can be used to populate this field, if it is filled. It links all transactions within a basket of TRF.

13.2.5 Rules for EMIR Common Data field 17 – Price

The trade match price (the price at which the trade happened) is reported for transactions. The settlement price is reported for positions. The previous night's settlement price for future styled products and zero for premium styled products is used as price in case no price is available, i.e. for transactions resulting from position management operations (e.g. position transfer).

13.2.6 Rules for EMIR Common Data field 18 and 19 – Price notation and Currency of price

Price notation is populated based on the field "Price Type" which can be gathered from the Market and Reference Data Interfaces RDI and RDF. The following values exist:

- 1: Percentage (respectively the trade repository's representation of percent)
- 2: Units

¹¹ The field TradeReportID contains the unique transaction ID. The ID is variable length alphanumeric string with up to 29 characters, where the initial (up to) 19 characters represent the transaction ID and the last 10 digits (fixed length) represent the suffix, which increases with each adjustment. Note that the suffix is always numeric. The ID is globally unique across the clearing system, will not be changed for the lifetime of the transaction and will not be re-issued. Flexible Contracts are determined with trdTyp = 54.

- 22: Basis Points, but mapped to Percentage as Basis Points is not a valid value

The currency of the price is populated with the product related ISO currency in case the Price notation equals "Units".

13.2.7 Rules for EMIR Common Data field 20 – Notional amount

The reported amount for listed derivatives will be calculated as follows¹²:

- For all non-optional instruments, the notional is calculated by the product of price x quantity x multiplier
- For all optional instruments, the notional is calculated by the product of strike price x quantity x multiplier

13.2.8 Rules for EMIR Common Data fields 21 – Price Multiplier

The price multiplier attribute will be filled with the trading unit / contract size of the instrument. If the instrument has index as underlying, the amount per index point is calculated and reported (TickValue/TickSize).

13.2.9 Rules for EMIR Common Data field 25 – Execution timestamp

In the open offer model at Eurex matched orders result immediately in cleared trades. Therefore, for ETD transactions, the execution timestamp is identical to the clearing timestamp¹³.

For ETD positions, this field will be left blank in accordance with FIA best practice.

13.2.10 Rules for EMIR Common Data field 26 – Effective date

This field will be set to the date value of the corresponding execution timestamp (common data field 25, see above).

13.2.11 Rules for EMIR Common Data field 29 – Date of settlement

Pending further guidance this field will be filled with the expiry date.

In case an American option will be exercised before its maturity date, the date of the actual exercise will be reported.

13.2.12 Rules for EMIR Common Data fields 32 and 33 – Confirmation timestamp and means

For ETD transaction and position reporting, field 33 (confirmation means) will be set to "N" (not confirmed) and field 32 (confirmation timestamp) will be left blank. This is according to ESMA Q&A - TR Question 50.

¹² Following ESMA Q&A TR question 41 for position reports

¹³ trdDat / trdTim from report CB012 or FIXML field name: TrdRegTimestamp; (FIX tag): (TS / tag 769) and TrdRegTimestampType (Typ/ tag 770) = 7

13.2.13 Rules for EMIR Common Data field 34 – Clearing obligation

This field will be left blank as the Clearing obligation is not applicable to ETDs.

13.2.14 Rules for EMIR Common Data fields 38 – Intragroup

This field will be left blank in accordance with FIA best practice.

13.2.15 Rules for EMIR Common Data fields 78, 79, 80 and 81– Option type, Option exercise style, Strike price (cap/floor rate) and Strike price notation

The fields of section 2i will be filled for option contracts traded on the Eurex Exchange, e.g. an option on the Euro-Bund Futures. The Strike price notation will be reported as “P” (Percentage) in case the product type¹⁴ of the underlying product equals FBND or FINT. Otherwise, “U” (Units) will be used.

13.3 Population of fields for EurexOTC Clear trades

13.3.1 Rules for EMIR Common Data field 9, 10, 11, 61 and 64 - Notional currency 1 + 2, Deliverable currency, Deliverable currency 2 and Exchange rate basis

Currency1 of the quoted currency pair will be reported as Notional currency 1 and Currency2 as Notional currency 2 for FX Swaps, and FX Forwards and FX for FX NDFs. The currency which is first in alphabetical order will be reported as Deliverable currency, the other one as Currency 2. Exchange rate basis will be reported as Currency1/Currency2.

~~For FX Swaps the far leg is used to retrieve the currencies.~~

The field currency within the tag knownAmountSchedule will be used in case of Zero Coupon Fixed Amount Swaps for fields 9 and 11.

For Cross Currency Swaps (CCS) leg1 is used to retrieve the currency for fields 9 and 11. Leg2 is used to retrieve the currency for fields 10 and 61 (similar to Basis Swaps). Exchange rate basis will be reported as currency of non-USD leg/USD.

13.3.2 Rules for EMIR Common Data field 13 – Report tracking number

The field will be reported as follows for trades confirmed at MarkitWire, Bloomberg, 360T or any other affirmation platform (without spaces between the components):

EurexOTCClearID MKTW Affirmation Platform ID, e.g. 1234MKTW12345678

The following FpML tags will be used for this: EurexAPIXML: trade id, srcSysId, preSrcSysTradeld

If the Affirmation Platform ID is not filled, in case of trade resulting from Netting, only the EurexOTCClearID will be reported:

EurexOTCClearID, e.g. 1234

¹⁴ prodTypId from report CB012

Both numbers will not be filled up with leading zeros.

13.3.3 Rules for EMIR Common Data fields 17, 18 and 19 – Price/rate, Price notation and Currency of price

For FX Swaps:

- ~~Field 17 will be populated with the price of the contract is given in swap points expressed in units of quoted currency per unit of base currency (exchange rate of the far leg minus exchange rate of the near leg).~~
- ~~Field 18 will be populated with "U".~~
- ~~Field 19 will be populated with Notional currency 2 (field 10).~~

For IR products:

- Field 17 will be populated with the fixed rate, in case of availability. If the fixed rate is not available, but the spread is available, the highest spread will be used.
- Field 18 will be populated with "P".

Otherwise, the fields will be populated with "9999999999999999.99999" (field 17), "X" (field 18) which are the default values for those fields and <NULL> (field 19).

13.3.4 Rules for EMIR Common Data field 20 – Notional

The reported "Notional amount" will be the initial notional of the swap. Amendments to the notional amount, which are agreed at the inception of the swap contract (i.e. in case of Variable Notional Swaps), will be reported as updates during the life of the contract.

The field initialValue within the tag knownAmountSchedule will be used in case of Zero Coupon Fixed Amount Swaps.

~~For FX Swaps the far leg is used to retrieve the Notional amount.~~

~~For CCS leg1 is used to retrieve the Notional amount (similar to Basis Swaps).~~

13.3.5 Rules for EMIR Common Data fields 21 and 22 – Price Multiplier and Quantity

Both fields will be populated with "1".

13.3.6 Rules for EMIR Common Data fields 29 – Settlement date

~~In case of FX Swap: This field will be populated with the settlement dates of both legs, firstly the settlement date of the near leg, then the settlement date of the far leg.~~

In case of FRA, this field will be populated with the (unadjusted) payment date. Otherwise, this field will be populated with the unadjusted termination date for swaps and adjusted termination date for all other cases.

13.3.7 Rules for EMIR Common Data fields 32 and 33 – Confirmation timestamp and means

For OTC reporting, field 33 (confirmation means) will be set to "E" (Electronically confirmed) and field 32 (confirmation timestamp) will be set to the timestamp of the trade notification message.

13.3.8 Rules for EMIR Common Data field 34 – Clearing Obligation – in case of EurexOTC Clear derivatives

This field will be set to “N” (No) as the trade is already cleared and there is no further clearing obligation for that trade.

13.3.9 Rules for EMIR Common Data field 39 – Fixed rate of leg 1

The reported fixed rate will be the initial fixed rate of the swap (expressed as percentage). Amendments to the fixed rate, which are known at the start of the swap, will not be added to this field. The field will be set to 0 in case of Zero Coupon Fixed Amount Swaps.

13.3.10 Rules for EMIR Common Data fields 43 and 44 – with respect to the payment frequencies

In case of a Zero Coupon (Fixed Amount) Swap the reported payment frequency is “Y0”.

In case of a CCS the reporting is similar to Basis Swaps.

13.3.11 Rules for EMIR Common Data fields 47-50 – Floating rate payment frequency legs 1+2

The floating rate payment frequency which will be reported in the fields 47+48 will be the shortest one existing in a given contract. The longer frequency will be reported in fields 49+50. E.g. in a 3m vs. 6m Basis Swap the Floating rate payment frequency leg 1 will be reported as “M” (field 47) “3” (field 48). The Floating rate payment frequency leg 2 will be reported as “M” (field 49) “6” (field 50). In case there is only one floating leg only fields 49+50 will be populated.

In case of a Zero Coupon Swap the reported payment frequency (fields 49+50) is “Y0”.

In case of a CCS the reporting is similar to Basis Swaps.

13.3.12 Rules for EMIR Common Data fields 51-54 – Floating rate reset frequency legs 1+2

The floating rate reset frequency which will be reported in the fields 51+52 will be the shortest one existing in a given contract. The longer frequency will be reported in fields 53+54. E.g. in a 3m vs. 6m Basis Swap the Floating rate reset frequency leg 1 will be reported as “M” (field 51) “3” (field 52). The Floating rate reset frequency leg 2 will be reported as “M” (field 53) “6” (field 54). In case there is only one floating leg only fields 53+54 will be populated.

In case of a CCS the reporting is similar to Basis Swaps.

13.3.13 Rules for EMIR Common Data fields 55 - 60 – Floating rate of legs 1+2

The fields related to Floating rate of leg 1 (fields 55-57) will only be populated if there is more than one floating leg. In this case the leg with the shorter interval represents leg 1. Otherwise only fields 58-60 will be reported.

Field 55/58 will be populated with the floating rate index and mapped to the available values if possible (e.g. Euribor > EURI). Otherwise the original value will be reported. The period will be reported in field 56/59 and the multiplier in field 57/60. No additions (e.g. spread over floating) will be included.

Also refer to chapter 15.5 for details regarding Zero Coupon Inflation Swaps.

In case of a CCS the reporting is similar to Basis Swaps.

13.3.14 Rules for EMIR Common Data fields 62 and 63 – Exchange rate 1 and Forward exchange rate

~~For FX Swaps the rate of the near leg will be reported as Exchange rate 1. The rate of the far leg will be reported as Forward exchange rate for FX Swaps, and FX Forwards and FX NDFs.~~

~~In case of a CCS both fields will be left blank.~~

13.3.15 Rules for EMIR Common Data field 94 – Level

This field will be set to “T” (Transaction).

13.4 Population of general counterparty data fields

The following sections shows how Eurex Clearing intends to report certain counterparty data fields for the contracts with its Clearing Members. Please note that the counterparty data will be reported separately by both counterparties to a contract and that these reports do not have to match.

13.4.1 Rules for EMIR Counterparty Data field 3 and 4 – (Type of) ID of the other Counterparty

Eurex Clearing will report this fields with the LEI of the involved Clearing Member. In case of the ISA Direct model, the ISA Direct member is reported as direct counterpart to the CCP.

13.4.2 Rules for EMIR Counterparty Data field 5 - Country of the other counterparty

Eurex Clearing will report this field as the country of the legal seat.

13.4.3 Rules for EMIR Counterparty Data field 8 – Broker ID

Eurex Clearing will report this field always as blank since for the derivate contracts with its Clearing Members it does not apply.

13.4.4 Rules for EMIR Counterparty Data field 10 – Clearing Member ID

Eurex Clearing will report this field always with the ID of the involved Clearing Member, i.e. identical to Counterparty Data field 4.

13.4.5 Rules for EMIR Counterparty Data field 11 and 12 – (Type of ID of) Beneficiary ID

Eurex Clearing will report this field always with its own counterparty ID. This approach follows the ESMA advice in the EMIR Questions and Answer document last updated 22 October 2013 (ESMA 1080/2013) in TR Answer 9.

13.4.6 Rules for EMIR Counterparty Data field 13 – Trading capacity

Eurex Clearing will report this field always as “P” (Principle) for the derivate contracts with its Clearing Members.

14. ANNEX 1 (Description of life cycle-events)

- Abandon
 - This life cycle refers to the possibility to exclude part or total position in an option to be exercised automatically. In the Member Expiration report CE030 it is indicated if a position or part of it will not be exercised automatically.
- Allocation/Notification
 - The allocation/notification will take place in case a futures contract has expired and it has been agreed upon physical delivery. The holder of the long position receives the allocation booking. The holder of the short position receives the notification bookings.
 - Underlying: In case of an allocation (transaction type 124), the allocated underlying will be received from the CCP. In case of a notification (transaction types 120 and 122), the notified underlying has to be delivered to the CCP.
 - Derivative: Consequently the position in the derivative (futures) will be closed.
 - The allocation as well as the notification will be booked with a new transaction number and suffix zero.
- Average Pricing / De-Merge
 - Average Pricing facilitates handling of large volumes of transactions at one price. Multiple transactions from the current day, with the same instrument, same account and same buy/sell side, etc. can be merged to one transaction. All original transactions will be reversed and the new averaged transaction will be booked with a new transaction ID (suffix logic of the original transactions will not be inherited). It will also be possible to withdraw the Average Pricing (de-merge process). De-Merge splits the average priced transaction into its original transactions, e.g. in case of an erroneously merged transaction.
- Buy-In
 - In the event of a failure by a Clearing Member under a Transaction to deliver Securities to Eurex Clearing on the applicable delivery date, Eurex Clearing is entitled at the cost of the defaulting Clearing Member to enter into a replacement purchase by way of a transaction with a third party or by way of an auction.
 - The assumption is that transactions resulting from “Buy-Ins” are not in scope of the transaction reporting since only the settlement of the underlying is relevant, not the original derivative contract itself. The underlying used for the settlement can be cash, stocks or bonds and is therefore not in scope of the reporting obligation.
- Cancellation
 - Especially for EurexOTC Clear trades it is possible that counterparties will cancel the transaction ahead of the final maturity date. Sometimes these maturities may only be used as a dummy. As the transaction was effectively novated by CCP, the cancellation needs to be processed for both counterparties. The cancellation can either be handled by off-setting a countertrade or by cancelling the original trade.

- (TriOptima) Compression (EurexOTC Clear trades)
 - Compression is an aggregation and off-set of transactions of clearing member portfolios. The transactions to be compressed will be reversed and a new transaction(s) with a new transaction number(s) will be booked.
 - The compression of the old transactions will be reported to the trade repositories as trade terminations due to compression and the new remaining position(s) will be reported as a new trade(s) with the field “Compression” set to yes, meaning that it results from a compression.
- Corporate Action
 - Corporate actions (transaction type 118) will be done via a trade unit adjustment. Corporate actions may happen to options as well as single stock futures, resulting from (reverse) stock splits, capital increases or one-time extra dividends for instance.
 - For option contracts either an adjustment to the strike price or the contract size may apply. All existing strike prices will be multiplied by the adjustment factor. The contract size will be divided by the adjustment factor. Generally, upon exercise of an adjusted series, cash payment will be made for the fractional part of the new contract size. The version number of the existing series will be increased by 1. A new series with standard contract parameters which is introduced after a Corporate Action has version number 0.
 - In case of futures contracts either the contract size may be adjusted or the variation margin. The adjustment will be made with the same adjustment factor for option contracts. To adjust the calculation of the variation margin of the following exchange trading day, settlement prices of the last trading day will be multiplied by the adjustment factor. The adjustment procedure also refers to existing positions in Flexible Futures Contracts.
- De-clear
 - De-clear is the possibility to de-assign EurexOTC Clear trades from the CCP. In this case clearing is reversed and the original trade is reopened at MarkitWire. All previous reporting will have to be cancelled - also for intraday clearing and de-clearing.
 - A de-clear is not possible for Eurex on-exchange transactions.
- Exercise / Assignment
 - When a long position in an option contract is exercised, the underlying will be received from (Call) resp. delivered to the CCP (Put); resp. the cash settlement will be triggered and the option contract itself will be closed. The exercise (transaction types 110, 111 and 112) can either be triggered manually by the option holder (for American style options during the lifecycle of the contract) or automatically by the CCP (at scheduled maturity date).
 - The holder of the short position in an option gets assigned. The short position to be assigned is chosen randomly. With the assignment (transaction type 114) the underlying will be delivered to the CCP (Call) resp. received from the CCP (Put) resp. the cash settlement is triggered.

- Underlying: If the underlying of the option is a futures contract then the exercise/assignment of the underlying futures contract will be booked with transaction type futures position creation with a new transaction ID and suffix 0.
- Derivative: Consequently the position in the derivative (option contract) will be closed.
- The exercise/assignment transactions in the original derivative are also booked with a new transaction number and suffix number zero.
- Expiry/ Maturity (transaction type 116)
 - Termination takes place on the scheduled maturity date of the position. Therefore no explicit action has to be taken by any counterparty to close the position. Upon the termination the CCP will close the position. Terminations (on-exchange Eurex ETDs or EurexOTC Clear trades) will result in notification and allocation of the underlying for futures contracts and exercise and assignment of the underlying for option contracts.
- Flexible Contract becomes an existing flexible or a listed one (Position Conversion)
 - An automatic position conversion for flexible contracts can occur for the following cases:
 - During series generation a flexible contract becomes a standard instrument
 - A corporate action leads to several contracts with the same functional key fields
 - Expiration Date Change leads to existing contract
 - Change of the expiration day due to a new holiday leads to an existing flexible contract or a listed (standard contract)
 - The process will be very similar to the one currently used for corporate actions except that the contract version number is not relevant. The old position in the flexible product will be closed and a new one for the listed / flex product will be opened. The related transactions can be recognized by the transaction type “117 = Position Conversion”.
- Give-up/Take-up
 - In contrast to account transfer transactions a give-up/take-up is the transfer of a trade between two different Member IDs. One member transfers a trade to another Member ID (give-up) and the other member accepts the trade (take-up). In case of a take up by a NCM or RC, the relevant CM has to approve the transaction.
 - The give-up (transaction types 020, 021 and 043) will result in a reversal of the relevant trade and the take-up (transaction types 030, 031, 035, 045 and 047) will result in the creation of a new transaction. The give-up/reversal can only be processed after the receiving member has taken-up the trade. In case the receiving member rejects the trade, the trade will remain unchanged. The give-up will be booked as reversal whereas the take-up will be booked as a new trade.
 - For the give-up the original transaction number will be used and the suffix number will be increased. The take-up will get the same transaction number with an increased suffix.
- Netting (EurexOTC Clear trades)

- Netting is an aggregation and off-set of transactions of a trading member on account level within the same product. The transactions to be netted will be reversed and a new transaction with a new transaction number will be booked.
- The netting of the old transactions will be reported to the trade repositories as trade terminations due to compression and the new remaining position will be reported as a new trade with the field “Compression” set to yes, meaning that it results from a compression.
- Position adjustments (Re-open/ Close-out/ Automatic Close-out)
 - In case of a position re-open adjustment the long and the short position will be increased. In case of a position close-out adjustment the long and the short position will be reduced.
 - One transaction consists of two bookings, one for the long and the other for the short position. The transaction has a new transaction number with a suffix number zero.
 - This Automatic Close-out automatically executes a close out of open positions for the account in order to reduce the long and short side of the position equally.
- Position reporting
 - For Eurex ETD netting is conducted at the end of each business day by terminating the single active transactions. For each position account all trades are terminated and the remaining open position is created as a new net-transaction. In case of a NCM the net position is segregated from the CM net position in the same product. If a position is zero the position will be reported with a quantity of zero, instead of terminating the UTI since a terminated UTI cannot be re-used.
- Position Transfer
 - A position transfer (transaction types 102, 104, 106, 107, 306 and 307) is the same as the Give-up/ Take-up but on position level instead of trade level. One member transfers a position to another member.
 - In the old position there will be a new transaction ID with suffix 0 with negative quantity for the position to be transferred and in the new position there will be a new transaction ID with the suffix 0 with positive quantity. The previous night's settlement price for future styled products should be used as price and zero for premium styled products ~~should be used as price~~.
 - The execution time of the position transfer can be found either in the FIXML Position Maintenance Report or in CB012.
- Reversals
 - Reversals (transaction type 007) are trades that have been reversed by Eurex market supervision within a predefined set of parameters (Mistrade Rules). The original trades will be cancelled by a reversal booking with same transaction ID, an incremental suffix and transaction type 007 (Trade Adjustment Reversal). The suffix of the reversal is given in field parent suffix field (trnIdSfxNoPnt) in report CB012.
- Text Adjustment
 - In case the text fields of a trade should be adjusted (transaction type 005), the trade will be reversed and rebooked as a new trade. In this case the original transaction ID remains

the same, the suffix will be increased for the reversal transaction and then for the new transaction.

- Trade Account Transfer
 - An account transfer (transaction type 004) is the same-day re-allocation of trades to different position accounts of the same member. The event consists of two transaction legs: a reversal booking of the existing transaction in the old account and a rebooking in the new account. Both legs have the same transaction ID as the original trade, but different suffix numbers.
- Trade Adjustments (Open/Close)
 - In case the Open/Close code of a trade should be adjusted (transaction type 002), the trade will be reversed and rebooked as a new trade. In this case the original transaction ID remains the same, the suffix will be increased for the reversal transaction and then for the new transaction.
- Trade Separation (Split)
 - Trading members have the possibility to separate (transaction type 006) an executed trade. Similar to the transfers also a separation will result in a reversal of the original transaction and creation of multiple new split transactions with the same transaction ID and different suffix numbers.
- Transaction-based Settlement
 - C7 supports transaction-based settlement of futures-on-futures. Settlement of the respective contracts is handled on transaction, rather than position basis. Consequently, each individual transaction settles into an individual transaction in the underlying futures contract. The transaction ID issued upon transaction creation survives settlement; the records for booking out the basis future and booking in the underlying future receive suffixes under the same base ID. Booking in/out under transaction based settlement is marked with transaction type 018 Transaction Based Settlement (Orig Trade Type on the GUI, TransferReason (830) on the FIXML Interface).

15. ANNEX 2 – product specific reporting logic

15.1 KOSPI Futures

The daily Futures on KOSPI Options of the Korea Exchange (KRX) and products with similar setup are legally futures with daily maturity. In the Eurex® system, the Eurex KOSPI Product is technically set up as an option with strike price, expiries, put/call and premium just like the respective KOSPI 200 Options contract. The respective KOSPI option series expires daily.

During EoD processing, positions in KRX products are set to zero, the position adjustment is marked with transaction type *115 Clearing House Transfer*.

Therefore, only the transactions concluded during the day will be reported and there is no need for position reporting at the end of the day. In addition also the off-setting position life cycle (Expiry/Settlement) does not have to be reported since in the Q&A of ESMA as of TR Question 12 update on June 4th 2013: “where a termination takes place in accordance with the original terms of the contract” does not have to be reported since only a “termination that takes place at a different date should be reported”.

15.2 FX Futures and Options

FX futures and options are currency derivatives. With regard to the EMIR reporting obligation they are handled like standard ETD transactions. Only the corresponding currency derivative fields (EMIR common data fields 61 – 64) have to be populated in addition.

Deliverable currency 2 is filled with the first mentioned currency of the currency pair in the product name (e.g. EUR for the EUR/USD-Future). Exchange rate 1 is left empty. As forward exchange rate for options the strike price and for futures the price/rate is used. The exchange rate basis should feature Currency 2 and the base currency, separated by slash. As underlying Eurex Clearing reports the ISIN of the respective currency pair.

15.3 Euro Swap Futures / IRS Futures

The underlying of the IRS Futures are OTC interest swaps, the corresponding field underlying (EMIR common data fields 7+8) will be populated according to the rules laid out in chapter 13.2.1.

15.4 Variance Futures

The preliminary transactions and the corresponding inverse transactions of Variance Futures have to be filtered out, i.e. not reported. The preliminary trade tag (attribute name: “ClearedIndicator” (1832, @Clrd)) should be used to identify preliminary transactions. In case the “ClearedIndicator” equals “4” the transaction can be skipped for reporting. This also holds truth for Transaction management and Position management functions which are allowed on Preliminary trades.

15.5 Zero Coupon Inflation Swaps

Zero Coupon Inflation Swap (ZCIS) is a EurexOTC Clear product. The reporting for ZCIS is very similar to the reporting of an Interest Rate Swap (IRS). The tag "inflationRateCalculation" from the FIXML trade confirmation has to be used instead of the tag "floatingRateCalculation" for the floating leg (fields 58-60). The common data fields 43/44 (Fixed rate payment frequency leg 1) and 49/50 (Floating rate payment frequency leg 2) will be reported as "Y" and "0" (similar to zero coupon swaps). Also the common data fields 53/54 (Floating rate reset frequency leg 2) will be reported as "Y" and "0".

15.6 Eurex Market on Close Futures (MOC)

Basis Futures (FES1) are a technical solution to trade an index futures at the index close level before the index close is calculated. The price in the basis futures represents only one part of the final transaction price of the underlying futures. The final index futures price can be determined only after the index close price is available. The Basis Futures settles into the defined (underlying) Eurex index futures (FESX) at the end of the trading day.

As only the end of the day state of a transaction is reported (refer to chapter 10.1) the transactions of the Basis Futures are not reported. Only the final state with the underlying futures is reported (see sample below).

Date	Transaction Id	Suffix	Parent Suffix	Product Id	trnAdj StsCod	trnHist Ind	Prelim Flag	trnTyp	Report?	Why?
17.01.2018	123456	0		FES1	A		Y	000	No	Preliminary transactions are not reported
17.01.2018	123456	1	0	FES1	I		Y	013	No	Preliminary transactions are not reported
17.01.2018	123456	2	0	FES1	A		N	013	No	Transaction is modified later that day (Suffix 2)
17.01.2018	123456	3	2	FES1	I		N	018	No	Inverse transactions are only relevant if the parent is on a previous day
17.01.2018	123456	4	2	FESX	N		N	018	Yes	Constitutes EOD state for this transaction

15.7 FX Rolling Spot Futures

FX Rolling Spot Futures are perpetual futures contracts which are rolled daily if an open position exists at the end of the trading day. FX Rolling Spot Futures mimic trading OTC FX spot contracts combined with the daily usage of a tom-next (T/N) swap in order to roll over the value date of the spot position.

FX Rolling Spot Future is a Eurex listed product which does not expire. Regarding the EMIR reporting obligation, they are handled very similar to standard ETD products. The EMIR common data field 27 (Maturity date) must be left empty as there is no expiry date from a functional point of view (Remark: Due to technical reasons the trade confirmations and member reports will contain an expiry date for this product. This date must be used for the UTI construction but not common data field 27).

For the purpose of providing appropriate data (Opening and Settlement prices) for the calculation of variation margin two technical trades are generated every day. One for closing the previous EoD position with the current settlement price and another one for reopening the position with the opening price. As these (technical) trades do not constitute an "opening of a new contract" or an "offsetting transaction" no reporting under EMIR is necessary. Those trades can be identified using the transaction type field "trnTyp" (CB012) (FIX tag TransferReason 830). In this case it contains the value "131".

16. ANNEX 3 – EMIR Position Report

In collaboration with other European Clearing Houses, Eurex Clearing is providing Clearing Members a daily report of positions reportable under EMIR including the Eurex Clearing generated position UTI and other EMIR fields agreed for the purpose of Clearing Members consuming, matching to their own position records and reporting the CCP generated position UTIs in members' EMIR reporting.

The purpose of the new report is to enable Clearing Members to consume the position UTI from CCPs using a standardized format and content across CCPs.

The EMIR Position Report of Eurex Clearing meets the harmonised structure agreed among European CCPs and it is generated in csv format from the clearing house reporting perspective. The file is distributed via the Common Report Engine (CRE). In case there is no reportable position for a certain trading day, the EMIR Position Report will be generated empty.

The csv file naming convention is:

CCPPOSITIONEMIR_PRO_001_ECAG_ClearingMemberCode_COB date _001. The csv file could be found in the zip folder named according to the following convention in the CRE production environment: 00RPTPOSEMClearingMemberCodeCOBdate.CSV.ZIP.

The files are located on the Common Report Engine in the daily Eurex folder of the previous business day: The path is /0001234567/memid/P/eurex/20210412/00RPTPOSEMMEMID20210412.CSV, where memid is the MemberID in lowercase and 0001234567 is the BPIP with leading 000.

Eurex Clearing's aim is to improve industry-wide pairing of positions as a result of this collaboration between CCPs and member firms. Please note that the contents of the report are provided solely for the purpose of members consuming and using the CCP generated UTIs in their position reports and reliance should not be placed on the data for any other purpose than population of the position UTI.

While Eurex Clearing has used reasonable endeavours to ensure that the data of this report are correct, Eurex Clearing assumes no responsibility or liability for any errors or omissions in the content of this report, or for the result of use of any information contained in this report. Any information given in this report shall not be construed to alter the Clearing Member's or Non-Clearing Member's obligations and liabilities under the Clearing Conditions of Eurex Clearing AG, as applicable, and related agreements.

16.1 FAQ

16.1.1 Q1. What reporting regime does this relate to?

EMIR Article 9 position reporting of Exchange Traded Derivatives (ETDs).

16.1.2 Q2. What is the purpose of the CCP Harmonised File?

Given the nature of ETDs (individual buy/sell trades compressed into an end-of-day position at the end of each business day) systemic risk for ETDs is best reflected and assessed at position level. To date, successful pairing & matching (reconciliation) rates for Position-level reporting remain very low. The primary reason for this is due to issues relating to the Position UTI (PUTI). For cleared trades, the CCP generates and disseminates the P-UTI to Clearing Members. Unfortunately, no further guidance or requirements were placed on CCPs resulting in each CCP devising its own way to generate and

send the PUTI to its members. This resulted in a multitude of methods being used (some CCPs provided the PUTI to Clearing Members in a file while others used a logic which they share with Clearing Members so the Clearing Member could generate the same unique P-UTI as the CCP). Clearing Members struggled to align their operational build in line with multiple CCPs using different methods to obtain the PUTI. To date, most Clearing Members have struggled to obtain and report the PUTI which means that the two sides of the position cannot be paired.

The FIA EMIR Reporting Working Group has a close working relationship with the EACH WG (European Association of CCP Clearing Houses). The original solution looked at the feasibility of creating an industry standard logic that could be used by CCPs and Clearing Members to generate the unique PUTI independently if one another. The industry was forced to abandon this solution following discussions with ESMA given the incorporation of CDE recommendations within EMIR Refit which requires the UTI (trade UTI and position UTI) to include the LEI of the generating party (the CCP). This made the logic solution unworkable. Clearing Members have worked with the EACH Working Group to agree on a Harmonised file which effectively means that the file (containing the PUTI) that a Clearing Member receives from Nasdaq will look the same as the file from Eurex, and ICE etc.

16.1.3 Q3. Is there a list of CCPs who have agreed to produce the Harmonised File?

The following CCPs have agreed to deliver the Harmonised File: CC&G; BME Clearing; Eurex Clearing*; ICE Clear Europe; LCH Ltd; LCH S.A; LME Clear; Nasdaq Clearing.

16.1.4 Q4. What is to go-live date for compliance?

The Harmonised File is an industry solution aimed at improving an existing regulatory requirement. Following dialogue with ESMA relating to EMIR Article 9 reporting, ESMA highlighted that the pairing and matching of position-level reports went live in November 2017. The expectation is that all CCPs listed in Q.3 will disseminate the Harmonised File by the end of Q1 2021. The readiness of Clearing Members to obtain and extract the information contained within the Harmonised File is TBD.

16.1.5 Q5. What data elements are included in the Harmonised File?

Key data attributes include C.O.B Date; 1.2 Reporting Counterparty ID ; 1.14 Counterparty side ; 1.17 Value of contract ; 2.5 Product identification type ; 2.6 Product identification ; 2.12 Trade ID ; 2.15 Venue of execution ; 2.17 Price/rate ; 2.22 Quantity ; 2.78 Option type ; 2.80 Strike price ; 2.94 Level ;

Clearing Member Code ; Trading Member Code ; Exchange Account Code ; Position Account Owners ; Exchange Product Code ; Maturity Date .

16.1.6 Q6. Will the data represent CCP side of the trade or will the data represent the Clearing Member's view?

The CCP Harmonized File is not a mirror reflection. The File contains data which reflects the same records reported by the CCP in its EMIR reports, not from the Clearing Member view. For example, if the CCP reports Buyer (B) in its report, it will also report Buyer (B) in the Harmonised File.

16.1.7 Q7. What should I do if data contained in the Harmonised File does not reconcile with my internal books and records?

In the event of a mismatch, Clearing Members are encouraged to carry out an investigation to determine how the break has occurred. If an internal investigation threatens to result in a Clearing Member breaching the t+1 reporting timeframe, the practical solution is for the Clearing Member to submit a report which reflects the record as set out within the Harmonised File. The accuracy of reported data remains the sole responsibility of the reporting party. As such, firms should avoid relying solely on the Harmonised file.