

## T7 Release 6.0

# Market Model for the Trading Venue Xetra®

© Deutsche Börse AG

All proprietary rights and rights of use of this Xetra® publication shall be vested in Deutsche Börse AG and all other rights associated with this publication including, but without limitation to, patent, registered design, copyright, trade mark, service mark, connected with this publication shall also be vested in Deutsche Börse AG. Whilst all reasonable care has been taken to ensure that the details contained in this publication are accurate and not misleading at the time of publication, no liability is accepted by Deutsche Börse AG for the use of information contained herein in any circumstances connected with actual trading or otherwise. Neither Deutsche Börse AG, nor its servants nor agents, is responsible for any errors or omissions contained in this publication which is published for information only and shall not constitute an investment advice. This brochure is not intended for solicitation purposes but only for the use of general information. All descriptions, examples and calculations contained in this publication are for guidance purposes only and should not be treated as definitive. This publication is legally non-binding. Binding regulations, particularly with respect to trading models and order types, are only contained in the rules and regulations of Frankfurter Wertpapierbörse (Frankfurt Stock Exchange) and Deutsche Börse AG, may be amended at any time. Such amendments may affect the information given in the present publication.

® Registered trademark of Deutsche Börse AG

---

## Table of Contents

<b>1</b>	<b>Introduction</b>	<b>4</b>
<b>2</b>	<b>Fundamental Principles of the Market Model</b>	<b>5</b>
<b>3</b>	<b>Market Participants</b>	<b>7</b>
<b>4</b>	<b>Provision of Additional Liquidity by Liquidity Providers</b>	<b>8</b>
<b>5</b>	<b>Order Types</b>	<b>9</b>
<b>5.1</b>	<b>Basic Order Types</b>	<b>9</b>
<b>5.2</b>	<b>Additional Order Types</b>	<b>10</b>
5.2.1	Stop Orders	10
5.2.2	Trailing Stop Order	10
5.2.3	One-Cancels-Other Order	10
5.2.4	Iceberg Orders	10
5.2.5	Volume Discovery Orders	11
<b>5.3</b>	<b>Execution Conditions for Continuous Trading</b>	<b>12</b>
<b>5.4</b>	<b>Validity Constraints</b>	<b>12</b>
<b>5.5</b>	<b>Trading Restrictions</b>	<b>12</b>
<b>5.6</b>	<b>Handling of Orders in Case of Events Affecting Prices</b>	<b>13</b>
<b>5.7</b>	<b>Cross Request</b>	<b>13</b>
<b>5.8</b>	<b>Self Match Prevention</b>	<b>13</b>
5.8.1	Overview	14
5.8.2	SMP Process	14
<b>6</b>	<b>Trading Phases</b>	<b>15</b>
<b>6.1</b>	<b>Pre-trading Phase</b>	<b>15</b>
<b>6.2</b>	<b>Trading Phase</b>	<b>15</b>
<b>6.3</b>	<b>Post-trading Phase</b>	<b>15</b>
<b>7</b>	<b>Trading Forms</b>	<b>16</b>
<b>7.1</b>	<b>Auction</b>	<b>16</b>
<b>7.2</b>	<b>IPO Auction</b>	<b>16</b>
<b>7.3</b>	<b>Continuous Trading</b>	<b>16</b>
<b>8</b>	<b>Trading Models</b>	<b>17</b>
<b>8.1</b>	<b>Continuous Trading in Connection with Auctions</b>	<b>17</b>
8.1.1	Opening Auction	18
8.1.2	Continuous Trading	19
8.1.3	Intraday Auction	20
8.1.4	Closing Auction	22
<b>8.2</b>	<b>Several Auctions or One Auction</b>	<b>23</b>
<b>9</b>	<b>Safeguards</b>	<b>24</b>
<b>9.1</b>	<b>Fundamental principles of the safeguards</b>	<b>24</b>
<b>9.2</b>	<b>Implementation of safeguards in respective trading forms</b>	<b>25</b>
9.2.1	Volatility Interruption During Continuous Trading	25

---

---

9.2.2	Volatility Interruption During Auctions	27
<b>10</b>	<b>Trading of Subscription Rights</b>	<b>28</b>
<b>11</b>	<b>Xetra BEST</b>	<b>29</b>
<b>11.1</b>	<b>Xetra BEST Principles</b>	<b>29</b>
<b>11.2</b>	<b>Roles</b>	<b>29</b>
11.2.1	BEST Executor	29
11.2.2	Order Flow Providers	30
<b>11.3</b>	<b>BEST Quotes/Quote Parameters</b>	<b>30</b>
<b>11.4</b>	<b>BEST Orders</b>	<b>31</b>
<b>11.5</b>	<b>Xetra BEST processing</b>	<b>31</b>
<b>12</b>	<b>Illustration of Price Determination Processes</b>	<b>32</b>
<b>12.1</b>	<b>Auctions</b>	<b>32</b>
12.1.1	Basic Matching Rules	32
12.1.2	Matching Examples	34
<b>12.2</b>	<b>Continuous Trading</b>	<b>39</b>
12.2.1	Basic Matching Rules	39
12.2.2	Matching Examples	42
12.2.2.1	Matching Examples for Basic Matching Rules	42
12.2.2.2	Further Examples	53

---

## 1 Introduction

Frankfurter Wertpapierbörse (FWB; Frankfurt Stock Exchange) operates two separate venues for cash market trading in equities and a variety of other instruments including Exchange Traded Funds (ETFs), Exchange Traded Products (ETPs)<sup>1</sup>, mutual funds, bonds, warrants, certificates and subscription rights: Xetra (MIC<sup>2</sup>: XETR) and Börse Frankfurt (MIC: XFRA).

The document at hand describes the principles of order handling, order matching and price determination as offered by the different trading forms typically available on the trading venue Xetra: auction and continuous trading. This includes the prioritization of orders, the different order types and the transparency level, i.e. the type and the extent of information available to market participants during trading hours. The corresponding description of trading forms typically available on the trading venue Börse Frankfurt is given in a separate document.

The ultimate and legally binding terms for trading at the Frankfurter Wertpapierbörse are laid down in the rules and regulations of the exchange, especially the “Börsenordnung” (Exchange Rules for the Frankfurter Wertpapierbörse (FWB)) and the “Bedingungen für Geschäfte an der Frankfurter Wertpapierbörse” (Conditions for Transactions on the Frankfurter Wertpapierbörse (FWB)). The document at hand serves as basis for the rules and regulations, which nevertheless may contain additional provisions and in particular may exclude or restrict the use of order and quote types described in this document.

---

<sup>1</sup> Exchange Traded Products (ETPs) include Exchange Traded Commodities (ETCs) and Exchange Traded Notes (ETNs).  
<sup>2</sup> MIC = market identifier code according to ISO 10383

---

---

## 2 Fundamental Principles of the Market Model

The main trading model applied on the trading venue Xetra is “continuous trading in connection with auctions”. This trading model follows the principles described below that have been determined in the market model design process:

1. The trading model is order-driven. Available order types are market orders, limit orders, stop orders, iceberg orders, volume discovery orders, trailing stop orders and one-cancels-other orders. In addition, market participants can enter quotes.
  2. Trading in the trading model “continuous trading in connection with auctions” starts with an opening auction, can be interrupted by an intraday auction and ends with a closing auction.
  3. All whole-number order sizes are tradable, i.e. trading of fractions is not supported.
  4. Orders are executed according to price/time priority. The hidden volumes of the volume discovery orders are executed price/time priority according to the visible limit of the volume discovery orders.
  5. Trading is anonymous, i.e. market participants cannot identify which market participant entered an order pre-execution. As all securities tradable on the trading venue Xetra are processed through a central counterparty (CCP), the anonymity extends to the settlement layer.
  6. During continuous trading, the order book is open. During the call phase of an auction, the order book remains partially closed. The indicative auction price or the best bid and/or ask limit is displayed. Additional market imbalance information is displayed depending on the order book situation. In case of an uncrossed order book, the accumulated volumes at the best bid and best ask are displayed in addition to the best bid and ask limits. In case of a crossed order book the executable volume for the indicative auction price, the side of the surplus and the volume of the surplus are displayed.
  7. Both the last price of a security that has been determined in an auction as well as the last traded price at all serve as a reference price.
  8. The following aspects must be taken into consideration in order to ensure price continuity and price quality:
    - A volatility interruption takes place if the potential next price lies outside a pre-defined price range around one of the reference prices.
    - Market orders are executed at the reference price (last traded price) if there are only market orders executable in the order book.
    - Price determination takes place with consideration of the reference price (last traded price) if non-executed market orders are in the order book in continuous trading which are matched against incoming limit orders.
    - If during an auction price determination several prices are possible, as a last resort the price closest to the reference price (last traded price) may be determined.
-

9. During an IPO auction, the order book remains closed for the full duration of the auction. Market participants will only be informed about the price range in which the auction price can be determined. The price range will be distributed via the Xetra Newsboard to all market participants by Market Supervision after consultation with the Lead Manager. Further information such as indicative auction price, auction volume and surplus will not be broadcasted during any of the IPO auction phases.
  
10. The accounting cut-off is carried out daily subsequent to the post-trading phase.

---

### 3 Market Participants

A FWB member firm is set up as a participant. In order to trade in T7, a participant must have set up a Trading Business Unit. The business logic of T7 makes use of the business unit rather than of the participant. Within the Trading Business Unit users can be grouped into trading groups.

From a member's point of view the users can be divided into two categories:

- Traders  
Traders are individuals admitted for trading as mentioned above. A trader can act as agent trader (account A), as proprietary trader (account P) or as liquidity provider ("Designated Sponsor" or "Market Maker", account M). Orders will be flagged accordingly. Three hierarchy levels of traders are distinguished. Besides the trader, who can only maintain own orders, there is the Head Trader, who can maintain own orders as well as orders of all other traders within the same trader group, and the Supervisor, who can maintain own orders as well as orders of all other trader in trader groups of the Business unit.
- Other users  
Administrators are users, which are not admitted or authorized for trading (they assign and maintain authorization rights for the member's personnel). This category also includes personnel in settlement, operation and compliance as well as information users.

---

## 4 Provision of Additional Liquidity by Liquidity Providers

In the trading model continuous trading in connection with auctions market participants may act in the role of a Market Maker or Designated Sponsor, increasing a security's liquidity by simultaneously offering to buy and sell, thereby improving the price quality of supported securities. The roles of Market Maker and Designated Sponsor entail different level of privileges and obligations. A Designated Sponsor is a market maker with stricter requirements. In a private agreement with Deutsche Börse a Designated Sponsor commits to stick to these requirements for particular instruments and in turn benefits from transaction fee reimbursement as specified in Xetra price list. To fulfill their requirements Market Makers and Designated Sponsors can use both orders and quotes.

All market participants can enter quotes. Typically, quotes are sent as pairs of buy and sell limits, also referred to as Double-Sided Quotes<sup>3</sup>. T7 supports also Single-Sided Quotes, where only a quote with a buy-limit or with a sell-limit is entered for an instrument. A quote in T7 belongs to the technical session through which it had been entered. A session can only have one buy quote and one sell quote per security. Sessions belonging to the same business unit may have different quotes in the same instrument, but only one quote per session. If a quote is entered through a session that already has a quote on the same side of the same security's order book, then the old quote is replaced by the new one. Quotes entered into the system are good-for-day.

Designated Sponsors and Market Makers have to provide double-sided quotes or corresponding orders for certain minimum times during the trading form continuous trading. Furthermore, Designated Sponsors are obliged to participate in auctions and volatility interruptions.

Depending on a security's liquidity, Deutsche Börse AG defines requirements for the minimum quantity, the maximum bid/ask spread, the maximum response time, and the minimum time the quote or order has to remain in the order book. These requirements must be met so that the liquidity provision can be included in the Designated Sponsor's performance measurement. With respect to Market Makers only minimum quantity and maximum bid/ask spread requirements are relevant. In case of "stressed market conditions" the requirements are relaxed. During "exceptional market conditions" the requirements are repealed.

In the trading model continuous trading in connection with auctions every market participant can enter a request for quote (RfQ) in a security. Requesters can thereby decide who will be informed about their RfQ: either all Participants, or Market Makers and Designated Sponsors, or only the Designated Sponsors of the instrument for which the RfQ is sent.

Additionally, for each individual RfQ, Participants will be able to decide if their business unit ID is disclosed to the target Participants of the RfQ, i.e. to all market Participants, or to Market Makers and Designated Sponsors, or only to the Designated Sponsors of the instrument.

---

<sup>3</sup> In the order book quotes are handled like two orders (a limit buy and a limit sell order). Therefore, the document refers in the following only to orders.

---



---

## 5 Order Types

All whole-number order sizes can be traded in Xetra, i.e. trading of fractions is not supported.

An order modification leads to a new time priority if either the limit is changed or the order modification has a negative impact on the priority of the execution of other orders in the order book (e.g. increase of the volume of an existing order). However, if the volume of an existing order is decreased, the currently valid time priority will remain.

Orders can be entered as persistent or as non-persistent orders. Non-persistent orders are automatically deleted as soon as a trading interruption occurs in the corresponding instrument.

For orders flag as “lean”, the receipt of status information messages is restricted to the session, through which the order had been entered. Furthermore, only such information messages may be recovered via a retransmission request that is about executions and about events, which were not solicited by the owner of the order. For an order that is not flagged as a lean order, the receipt of status information messages is not restricted to the session, through which the order had been entered, and information messages about all events regarding the order may be recovered via a retransmission request.

T7 does not accept orders that are both lean and persistent. Orders that are entered through a high-frequency session must always be lean and non-persistent.

### 5.1 Basic Order Types

Two basic order types are admitted for price determination in the various trading forms:

- *Market orders* are unlimited bid/ask orders. They are to be executed at the next price determined.
- *Limit orders* are bid/ask orders, which are to be executed at their specified limit or better.

Order types can be specified further through additional execution conditions, validity constraints and trading restrictions.

---

---

## 5.2 Additional Order Types

### 5.2.1 Stop Orders

In order to support trading strategies, two stop order types can be used, the execution of which will be possible after reaching a predefined price (stop price):

- *Stop market order:* When the stop price is reached (or exceeded for stop buy orders or fallen below for stop sell orders), the stop order is automatically placed in the order book as a market order.
- *Stop limit order:* When the stop price is reached (or exceeded for stop buy orders or fallen below for stop sell orders), the stop order is automatically placed in the order book as a limit order.

Execution conditions and trading restrictions are not supported for stop orders.

### 5.2.2 Trailing Stop Order

A trailing stop order is a stop market order with a dynamic stop limit that is adjusted in relation to a reference price. Dynamic stop limits can be entered as an initial stop limit supplemented by either an absolute or percentage difference from the corresponding reference price ("trailing amount"). Alternatively, solely a specific stop limit can be entered, upon which the absolute difference from the corresponding reference price is calculated and set accordingly.

The dynamic stop limit is continuously monitored and adjusted according to the following rule: If the reference price of a trailing stop sell (buy) order rises (falls) in such a way that the trailing amount is exceeded, the dynamic stop limit is increased (decreased) to maintain compliance with the trailing amount. If the reference price of a trailing stop sell (buy) order falls (rises), the dynamic stop limit is not adjusted. If the reference price of a trailing stop sell (buy) order matches or falls below (rises above) the dynamic stop limit, the trailing stop order is triggered.

Execution conditions and trading restrictions are not supported for trailing stop orders.

### 5.2.3 One-Cancels-Other Order

A one-cancels-other order is an order that combines a limit order and a stop market order. If the limit order is fully executed or the stop market order is triggered, the respectively other order will be deleted. If the limit order is partially executed, the stop market order will be modified to match the remaining volume of the limit order.

Execution conditions and trading restrictions are not supported for one-cancels-other orders.

### 5.2.4 Iceberg Orders

In order to enable market participants to enter large orders into the order book without revealing the full volume to the market, iceberg orders are provided.

---

An iceberg order is specified by its mandatory limit, its overall volume and an initial peak volume. Optionally, a minimum and a maximum peak volume can be specified to trigger a randomization of the peak volume on peak replenishment. Minimum peak value and minimum overall value of iceberg orders are specified per security.

The initial peak is the visible part of an iceberg order and is introduced in the order book with the original timestamp of the iceberg order according to price/time priority. In continuous trading, as soon as the peak has been completely executed and a hidden volume is still available a new peak is entered into the book with a new time stamp. In case minimum and maximum peak volume is specified the new peak volume is randomized. If the minimum peak volume is set to e.g. 100 and the maximum peak volume is set to 500, on replenishment the peak volume will be randomly drawn between 100 and 500, e.g. 151, 436, 356, 500 etc. In case minimum and maximum peak volume are not specified the initial peak volume is entered into the book. In auction trading, i.e. auctions, as well as volatility interruptions, iceberg orders contribute with their overall volume.

The last peak introduced in the order book may be smaller than the initial or minimum peak volume specified. Iceberg orders will not be marked as such in the order book. Additional execution conditions or trading restrictions cannot be assigned to an iceberg order.

### **5.2.5 Volume Discovery Orders**

The volume discovery order builds on the functionality of the iceberg order. It allows participants to execute the hidden volume of an iceberg order in parallel at the current midpoint. After insertion of the relevant parameters of an iceberg order, the volume discovery order is activated by entering a second limit. This makes the hidden volume available for matching against hidden parts of other volume discovery orders at the current midpoint. This second limit will not be used for price discovery. It only serves as upper (lower) execution barrier, up to which the hidden buy (sell) volume may be executed at the current midpoint.

The hidden part of the volume discovery order will only be executed against other hidden parts of volume discovery orders. The hidden parts of the volume discovery order will not execute against visible orders in the order book. The matching of the hidden parts of the volume discovery order is done according to price time priority which is deducted from the visible limit of the volume discovery order.

Executions at the midpoint have to be equal to or larger than a minimum execution value. In case the hidden volume of the volume discovery order would due to matches be reduced so far that complying with the minimum execution value is no longer possible, the hidden volume is not available for matches at the midpoint anymore. In this case the order is functionally reduced to an iceberg order.

When entering a volume discovery order, users can define whether the order can participate in auctions. In case a user does not want the VDO to participate in auctions and volatility interruptions the order will be deleted as soon as the first auction or volatility interruption is initiated. In other cases, volume discovery orders will participate in auctions and behave like regular iceberg orders.

Midpoint executions of volume discovery orders are marked in order to indicate that the transaction did take place at midpoint.

---

### 5.3 Execution Conditions for Continuous Trading

Market orders and limit orders in continuous trading can be assigned one of the following execution conditions:

- An *immediate-or-cancel order (IOC Order)* is an order, which is executed immediately and fully or as fully as possible. Non-executed parts of an IOC order are deleted without entry in the order book.
- A *fill-or-kill order (FOK Order)* is an order, which is executed immediately and fully or not at all. If immediate and full execution is not possible, the order is rejected without entry in the order book.

In particular limit orders can alternatively be assigned the following execution condition in continuous trading:

- A *book-or-cancel order (BOC Order)* is a limit order placed as resting liquidity in the order book in order to ensure passive execution. It will only be accepted and added to the order book if it is not immediately executable against a sitting order in the order book, i.e. if the limit of a buy (sell) BOC order is smaller (greater) than the best ask (bid). If immediate (and hence aggressive) execution is possible, the order is rejected without entry in the order book. Resting BOC orders are deleted when an auction or volatility interruption is triggered, as any trading volume executed in an auction or volatility interruption is classified as non-passive trading volume. During auctions and volatility interruptions, incoming BOC orders are rejected.

For the volume discovery orders the following execution condition can be used:

- *Good till crossing/auction*: volume discovery orders with this condition will only be executed away from auctions. This order will not take part in auctions and volatility interruptions. As soon as the trading phase switches to Call Phase of an auction or a volatility interruption the volume discovery order with the condition *Good till crossing/auction* will be deleted

### 5.4 Validity Constraints

The validity of orders can be determined by means of further constraints. To this effect, the market model offers the following variations.

- *Good-for-day (GFD)*: Order only valid for the current exchange trading day.
- *Good-till-date (GTD)*: Order only valid until an exchange trading day specified by the order submitter.
- *Good-till-cancelled (GTC)*: Order only valid until it is either executed or deleted by the originator or the system.

### 5.5 Trading Restrictions

By means of the following restrictions, it is possible to generally assign market and limit orders to all auctions scheduled in the auction plan or in particular to the opening or closing auction.

- *Opening auction only*: Order only valid in opening auctions.
-

- *Closing auction only:* Order only valid in closing auctions.
- *Auction only:* Order only valid in auctions. This trading restriction considers only scheduled auctions, but not auctions dynamically triggered by potential prices, i.e. volatility interruptions.

Orders that use any of the aforementioned trading restrictions are only activated and considered for matching during the respective auction(s). With the activation, a new time priority is assigned to the order. Among the activated orders the sequence of priority corresponds to the sequence of order entry.

## 5.6 Handling of Orders in Case of Events Affecting Prices

The exchange can interrupt or suspend trading in the event of extraordinary events affecting prices (e.g. company news). In case of suspension, orders existing in the system are deleted. In case of interruption, only non-persistent orders are deleted.

Orders in the order book are deleted in the event of profits or a corporate action and/or an exchange at the end of the last trading day on which such security was last traded including the claim (cum-day) or, at the latest, at the start of trading on the trading day on which such security is traded excluding the claim (ex-day).

## 5.7 Cross Request

Crossings and pre-arranged trades in continuous trading are only allowed if the market has been informed in advance via 'Cross Request' functionality detailing the instrument and quantity. Corresponding orders have to be entered into the open order book within 5 to 35 seconds after notifying the market. However, there is no guarantee that these orders will in fact be executed against each other. Any other participant, who has been informed by the Cross Request, can enter orders in the order book which in turn can be executed against the orders designated for the crossing. Crossings and pre-arranged trades during volatility interruptions, extended volatility interruptions as well as during auctions scheduled in the auction plan do not require prior notification of the market with a Cross Request in the trading model continuous trading in connection with auctions.

In the trading model auction there is in general no obligation for prior notification of crossings and pre-arranged trades.

## 5.8 Self Match Prevention

Since the legal situation in the origin country of several members does not allow crossing at the same member level, neither intended nor unintended crossings, Deutsche Börse offers "Self Match Prevention (SMP)". With the "Self Match Prevention (SMP)" functionality participants are able to avoid the execution of an order or quote against other orders or quotes from the same trading business unit in the same security.

---

### 5.8.1 Overview

The Self Match Prevention functionality can be used via the optional order attribute "CrossID".

During Continuous Trading the trading system checks whether orders/quotes which are executable against each other are from the same trading business unit of a participant and are entered with the same "CrossID". If this is the case the Self Match Prevention Processing is started.

Orders/quotes which become executable against each other during a volatility interruption or a regular auction will not be validated for the SMP criteria, i.e. SMP is not offered during these trading phases.

Self Match Prevention is not supported for Iceberg Orders, Volume Discovery Orders or orders with the execution restriction Fill-or-Kill.

In case a Book-or-Cancel order is entered and immediately cancelled since it could match against a visible order or quote, this will not trigger the SMP process even if the incoming order and the sitting order have the same "CrossID" and member ID.

Per default, Self Match Prevention is switched on for all members. In case SMP is switched off an incoming order or quote containing a "CrossID" will be rejected.

By entering different values in the "CrossID" field, members have the flexibility to define different rules for individual traders, trader groups or sessions.

### 5.8.2 SMP Process

If an incoming SMP order or quote with a "CrossID" is immediately executable, it will be checked if a matching order or quote with the same "CrossID" which was submitted by a trader of the same member and same trading business unit exists in the order book (sitting SMP-Order).

The incoming SMP-Order will be allowed to match until it hits a sitting SMP-Order, i.e. it can match partially against other orders in the book with a higher priority than the sitting SMP-Order, even against sitting orders of the same member but with different "CrossID".

As soon as the incoming SMP-Order would match against a sitting SMP-Order at a certain price level, the matching process will stop here and the following procedure is triggered:

- If the incoming SMP-Order's (remaining) quantity is equal to the quantity of the first sitting SMP-Order it hits, the incoming order is cancelled and the sitting order gets deleted as well.
  - If the incoming SMP-Order's (remaining) quantity is smaller than the quantity of the first sitting SMP-Order it hits, then the incoming SMP-Order will be cancelled. The quantity of the sitting SMP-Order will be decremented by the incoming order's quantity.
  - If the incoming SMP-Order's quantity relevant for the price level is greater than the quantity of the first sitting SMP-Order it hits, the incoming order's (remaining) quantity will be decremented by the sitting SMP-Order's quantity and the sitting order is deleted. The incoming SMP-Order's then remaining quantity will match against other executable sitting orders until there are no further executable orders on this price level, until it is fully executed or until it hits another sitting SMP-Order on this price level. In the latter case the described steps will be repeated. In case there is still quantity left from the incoming SMP-Order after matching on the respective price level has completed, it will not match further price levels but will be cancelled.
-

---

## 6 Trading Phases

Trading takes place begins with the pre-trading phase followed by the trading phase and the post-trading phase. The system is not available for trading between the post-trading and pre-trading phase.

The pre-trading phase and the post-trading phase are the same for all securities whereas the course of the trading phase may vary from security to security. Individual securities may be traded in different trading models and at differing trading hours. Details regarding potential definition of trading models during the main trading phase are given in chapter 8.

### 6.1 Pre-trading Phase

Market participants can enter orders and quotes for preparing the actual trading day and modify or delete their existing orders and quotes. Market participants do neither receive an overview nor an update of the market's order book situation as the order book is closed during this phase. During pre-trading no matching of orders is conducted.

### 6.2 Trading Phase

Individual securities can be traded in different trading models in the trading phase. During the trading hours orders are matched according to the respective trading form. Details regarding potential trading models applicable during the trading phase are given in chapter 8.

Particular trading model information specific to subscription rights trading is given in chapter 10.

### 6.3 Post-trading Phase

After the trading phase, new orders can be entered and existing orders can be modified or deleted in the post-trading phase. Market participants do neither receive an overview nor an update of the market's order book situation as the order book is closed during this phase. New order entries are taken into consideration in the respective trading form on the following trading day depending on possible execution restrictions and validity constraints. During post-trading no matching of orders is conducted.

---

---

## 7 Trading Forms

Generally, the market model includes the trading forms auction and continuous trading for on-exchange trading. These trading forms can be combined to different trading models, which are described in chapter 8. Additionally, an IPO functionality is provided.

### 7.1 Auction

By considering all existing market orders, limit orders, iceberg orders and volume discovery orders in a security, a concentration of liquidity is ensured. Iceberg orders and volume discovery orders participate with their full volume in auctions. BOC orders as well as volume discovery orders with the execution condition good till crossing/auction ("GTX") are deleted when an auction is triggered. During auctions, incoming BOC orders are rejected.

Price determination in auctions is effected according to the principle of most executable volume. At the same time, price/time priority is valid so that the maximum of one order, which is either limited to the auction price or is unlimited, can be partially executed. The order book remains partially closed during the auction's call phase. As information about the market situation, participants obtain the indicative price with executable volumes plus a possible market surplus of the respective order book side (Market Imbalance Information). In case no indicative auction price can be determined, the best bid and ask limit and the cumulated volume at these limits are displayed. Market participants are informed via an auction plan about the time the individual security is called.

### 7.2 IPO Auction

Generally, the IPO auction resembles a standard auction. In contrast to the standard auction, the order book remains completely closed during an IPO auction. Price determination is restricted to a price range defined by the IPO's Lead Manager. The price range is entered by Market Supervision. Within the price range the auction price can be determined according to the modified principle of most executable volume, i.e. the price with the most executable volume within the price range. Market participants will only be informed about the price range via a Xetra Newsboard message entered by Market Supervision. Further information such as indicative auction price, auction volume and surplus will not be broadcasted at any time of the IPO auction phases.

### 7.3 Continuous Trading

Each new incoming order (except for stop orders) is immediately checked whether it is executable against orders on the other side of the order book. The execution of orders during continuous trading follows price/time priority. In this trading form, the order book is open. Limits and – depending on the market data interface – either a) accumulated order volumes and the number of orders per limit are displayed or b) each single order with its individual volume and priority is observable. In both cases only visible volume is considered, i.e. the overall volume of an iceberg order or volume discovery order is not disclosed.

---



## 8 Trading Models

Trading of a security follows one of the following trading models:

- Continuous trading in connection with auctions (an opening auction, intraday auction, and a closing auction)
- Auction (several auctions or single auction)

### 8.1 Continuous Trading in Connection with Auctions

Trading starts with an opening auction. At the end of the opening auction, continuous trading is started. Continuous trading can be interrupted by one or more intraday auctions. At the end of continuous trading, the closing auction is initiated.

#### Change of Trading Forms

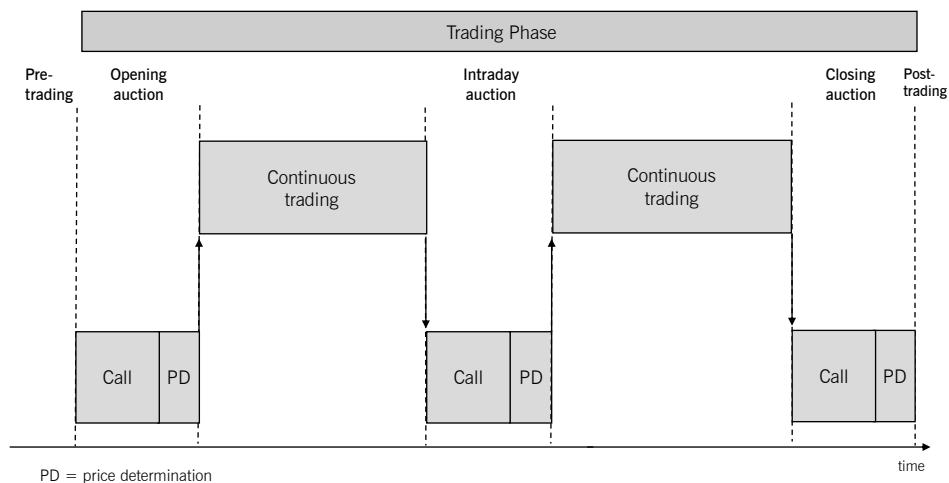


Figure 1: Change of trading forms

Market participants are informed via an auction plan about the time securities are called.

---

### 8.1.1 Opening Auction

An opening auction, comprising a call phase and price determination phase, is carried out prior to continuous trading. All orders still valid from the previous day or which have already been entered on the current trading day, participate in this auction unless their execution is restricted to the closing auction. Quotes are also taking part in the opening auction. Iceberg orders and volume discovery orders are considered with their overall volume. All executable orders are matched in the opening auction, thus avoiding a "crossed order book" (i.e. no price overlapping of bid/ask orders) and initiating continuous trading.

The opening auction begins with a call phase (see Figure 2: Flow of an opening auction). Market participants are able to enter orders and quotes in this phase as well as modify and delete their own existing orders and quotes.

Information on the current order situation is provided continuously during the call phase in which the order book remains partially closed. The indicative auction price is displayed when orders are executable. This is the price that would be realized if the price determination was concluded at this time. If an indicative price cannot be determined, the best bid/ask limit is displayed.

During the call phase of the auction, additional market imbalance information is disseminated. In case of an uncrossed order book, the accumulated volumes at the best bid and best ask are displayed in addition to the best bid and ask limits. In case of a crossed order book the executable volume for the indicative auction price, the side of the surplus and the volume of the surplus are displayed.

The duration of the call phase can be varied depending on the security's liquidity. The call phase has a random end after a minimum period in order to avoid price manipulation.

---

## Flow of an Opening Auction

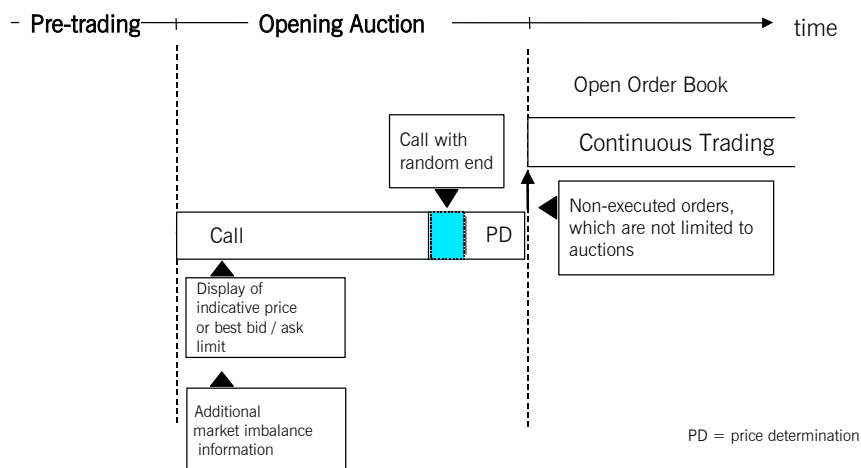


Figure 2: Flow of an opening auction

The call phase is followed by the price determination phase. The auction price is determined according to the principle of most executable volume on the basis of the order book situation at the end of the call phase. The auction price is the price with the most executable volume and the lowest surplus in the order book. If the order book situation is not clear, i.e. if there is more than one limit with the same executable volume, further criteria are taken into consideration for the determination of the auction price (see chapter 12).

Time priority ensures that the maximum of one order limited to the auction price or unlimited is partially executed. At the end of the auction, all market orders and limit orders, which were not or only partially executed, are forwarded to the next possible trading form according to their trading restrictions. Iceberg orders and volume discovery orders are transferred to continuous trading with only their respective peak shown in the order book.

### 8.1.2 Continuous Trading

Continuous trading is started after the termination of the opening auction. During continuous trading the order book is open, thus displaying the limits and the individual order volumes (depending on the market data interface instead of each single order the accumulated order volumes of each limit and the number of orders in the book at each limit might be displayed). Each new order is immediately checked for execution against orders on the other side of the order book. Furthermore, new orders are checked for Self Match Prevention.

The orders will be executed according to price/time priority. Orders can either be executed fully, partially or not at all, thus generating none at all, one or more trades. Orders, which were not or only partially executed, are entered into the order book and sorted according to price/time priority.

Sorting orders by price/time priority ensures that buy orders with a higher limit take precedence over orders with lower limits. Vice versa, sell orders with a lower limit take precedence over orders with a higher limit. The second criterion 'time' applies in the event of orders sharing the same limit, i.e. orders which were entered earlier take priority. Market orders have priority over limit orders in the order book. Between market orders, time priority also applies.

When a peak of an iceberg order or volume discovery order has been completely executed and a hidden volume is still available, another peak with a new time priority is shown in the book. The hidden volume of an iceberg order or volume discovery order has to be completely executed before orders at the next limit in the order book are executed. Therefore, execution of orders limited at less favorable prices is only possible after all orders at that limit are fully executed. However, orders with the same limit as the new peak are executed before the new peak is executed. If multiple iceberg orders or volume discovery orders are available at a time the respective peaks are introduced according to price/time priority.

Rules for price determination during continuous trading are described in more detail in chapter 12.

### **8.1.3 Intraday Auction**

The start of an intraday auction interrupts continuous trading. Like opening auctions, the intraday auction consists of two phases: call phase and price determination. All orders and quotes in a security are automatically concentrated in one order book. This is valid for those orders and quotes, which were taken over from continuous trading as well as for those, which were entered in the order book for auctions only. All iceberg orders and volume discovery orders entered in the order book are also taking part in the intraday auction with their full volume. Resting BOC orders as well as volume discovery orders with the execution condition good till crossing/auction ("GTX") are deleted at the start of the intraday auction.

The order book is partially closed during the call phase. The market participants are given information on the indicative price (if available) or the best bid/ask limit. During the call phase of the auction, additional market imbalance information is disseminated. In case of an uncrossed order book, the accumulated volumes at the best bid and best ask are displayed in addition to the best bid and ask limits. In case of a crossed order book the executable volume for the indicative auction price, the side of the surplus and the volume of the surplus are displayed.

At the end of the auction, all market orders and limit orders, which were not or only partially executed, are forwarded into the next possible trading form according to their trading restrictions. Iceberg orders and volume discovery orders are transferred to continuous trading with only their respective peak shown in the order book.

Continuous trading resumes after the end of the intraday auction.

---

## Flow of an Intraday Auction

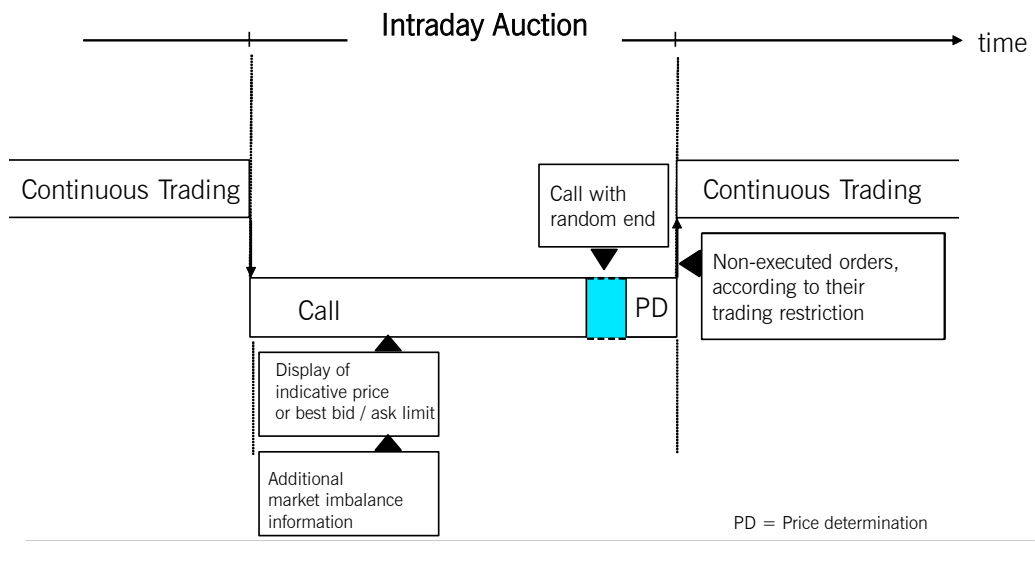


Figure 3: Flow of an intraday auction

### 8.1.4 Closing Auction

Continuous trading is followed by the closing auction. The closing auction is also divided into call phase and price determination.

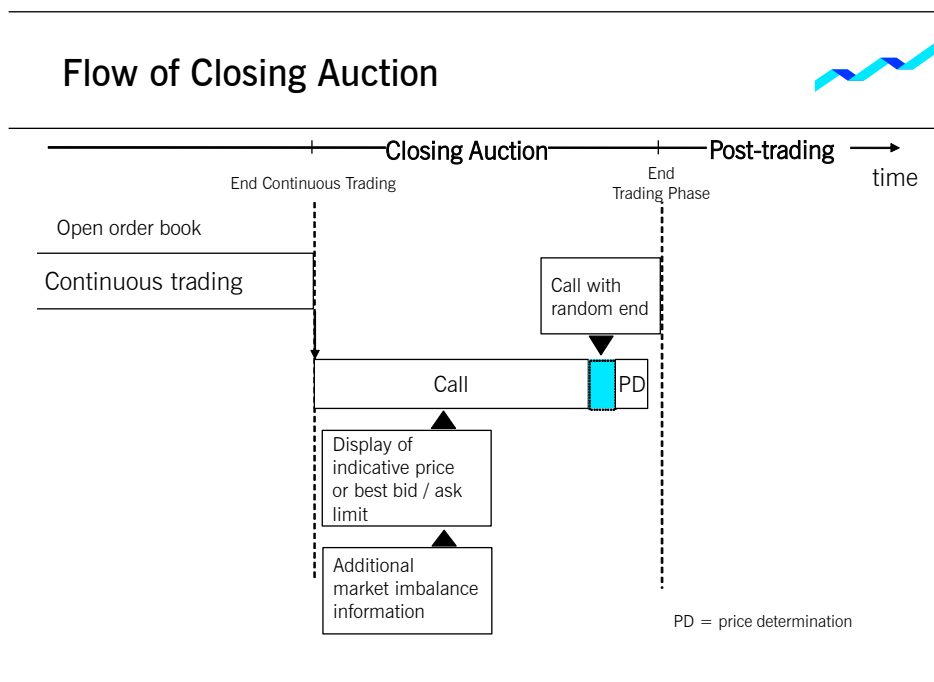


Figure 4: Flow of Closing Auction

In the closing auction, all available orders are concentrated in one order book. This applies to orders and quotes taken over from continuous trading as well as to orders, which have the trading restrictions "auction only" or "closing auction only" or are only entered in the order book during the closing auction. All iceberg orders and volume discovery orders entered in the order book are also taking part in the closing auction with their full volume. Resting BOC orders as well as volume discovery orders with the execution condition good till crossing/auction ("GTX") are deleted at the start of the closing auction.

The order book is partially closed during the call phase. The market participants are given information on the indicative price (if available) or the best bid/ask limit. During the call phase of the auction, additional market imbalance information is disseminated. In case of an uncrossed order book, the accumulated volumes at the best bid and best ask are displayed in addition to the best bid and ask limits. In case of a crossed order book the executable volume for the indicative auction price, the side of the surplus and the volume of the surplus are displayed.

After price determination, non-executed or only partially executed orders are transferred to the next trading day according to their validity. Quotes are deleted at the end of the trading day as they are only good-for-day. Non-persistent orders are also deleted at the end of the trading day.

Deviating from opening and intraday auction, for designated instruments an auction price without turnover may be determined in the closing auction in case there is no crossed order book situation. This auction price without turnover would not trigger stop orders or update trailing stop orders, but serve as reference price the start of the next trading day. This auction price without turnover may be determined at the midpoint of the available best bid and best ask at the end of the closing auction, given it does not deviate too much from the dynamic or static reference price and/or designated sponsors are present in the order book. If these prerequisites are not fulfilled no price without turnover is determined.

**8.2 Several Auctions or One Auction**

If the trading of a security is limited to auctions, this/these auction(s) also consist(s) of two phases, i.e. call phase and price determination. In contrast to the procedure for the opening auction or intraday auction during continuous trading, orders, which have not been executed, remain in the order book until the next auction. Continuous trading does not take place. An auction plan informs market participants about the time the individual securities are called.

The auction price cannot be determined if no orders are executable. In this case, the best bid/ask limits are displayed along with the accumulated volumes at these limits and the remaining orders are transferred to the next auction according to their validity.

---

## 9 Safeguards

The trading models provide safeguards to improve price continuity and ensure price quality. The safeguards are in particular volatility interruptions as well as extended volatility interruptions.

A volatility interruption can occur in auctions and continuous trading. The subsequent section 9.1 details the fundamental principles of the safeguards before section 9.2 details the implementation in the specific trading forms.

### 9.1 Fundamental principles of the safeguards

The volatility interruption shall strengthen the price continuity of determined prices. Therefore trading is interrupted by an additional unscheduled auction price determination according to the principle of most executable volume, in case the potential next price would deviate too much from previously determined reference prices.

Volatility interruptions can be initiated in two ways:

- The potential next price lies outside the "dynamic" price range around the reference price (see Figure 5: Dynamic and static price range). The reference price (reference price 1) for the dynamic price range is the last traded price of a security, no matter whether it was determined in an auction, in continuous trading or in a volatility interruption. During continuous trading the reference price is re-adjusted only after an incoming order has been matched as far as possible against orders in the order book.
- The potential next price lies outside the "static" price range, which has been defined additionally. This wider static price range defines the maximum percentage or absolute deviation of an additional reference price (reference price 2) which generally corresponds to the last price determined on the current trading day in a scheduled auction or in a volatility interruption. If this price is not available, the last traded price determined on a previous trading day is taken as reference price. Reference price 2 is only re-adjusted during the trading day after an auction price determination in a scheduled auction or in a volatility interruption so that the position of the static price range remains largely unchanged during trading.

The static and dynamic price ranges are stipulated individually for each security and define the maximum percentage or absolute deviation (symmetrically positive and negative) of the respective reference price in a security.

---



## Dynamic and Static Price Range

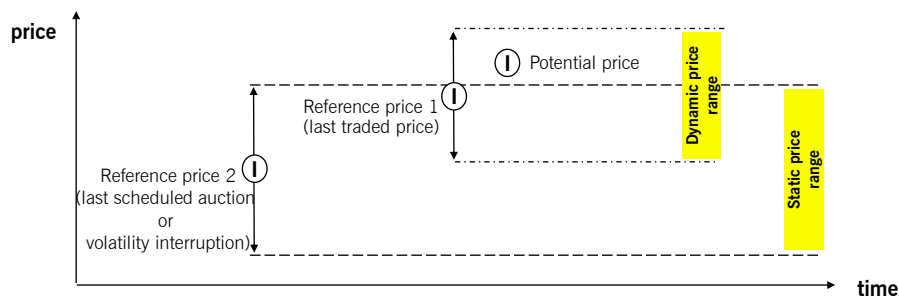


Figure 5: Dynamic and static price range

During continuous trading as well as at the end of an auction the potential execution price is checked against the volatility interruption requirements. If the respective requirements are met, a volatility interruption is initiated in continuous trading or is attached to the call phase of the auction.

If the potential auction price at the end of a volatility interruption continues to lie outside of the static or dynamic price range respectively but not outside the wider range for *extended* volatility interruptions at the end of the volatility interruption, price determination is carried out nonetheless.

If, at the end of a volatility interruption, the potential price lies outside of a defined range, which is broader than the dynamic price range, the volatility interruption will be extended. The extension of the volatility interruption is displayed to the market participants.

## 9.2 Implementation of safeguards in respective trading forms

### 9.2.1 Volatility Interruption During Continuous Trading

To ensure price continuity, continuous trading is interrupted by a volatility interruption whenever the potential next execution price of an order lies outside the dynamic and/or static price range around a reference price. Incoming orders are (partially) executed until the next potential execution price leaves the price corridor (exception: fill-or-kill orders). Market participants are made aware of this market situation.

## Volatility Interruption during Continuous Trading

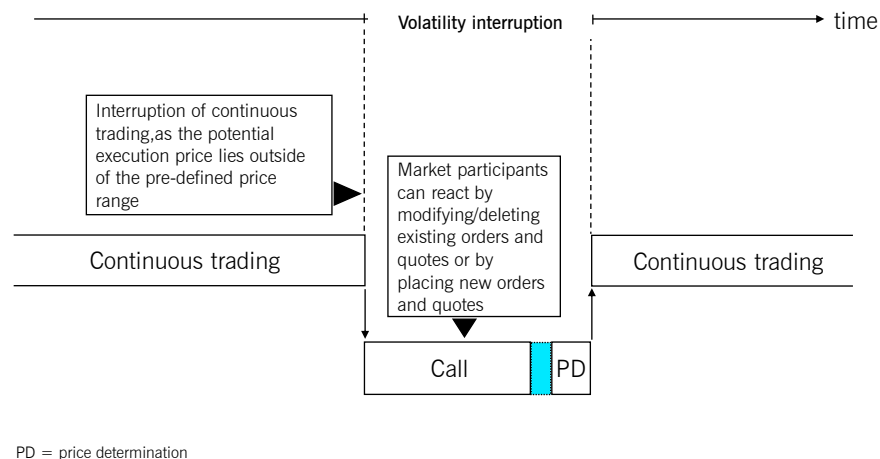


Figure 6: Volatility interruption during continuous trading

A volatility interruption triggers a change of trading form: continuous trading is interrupted and an auction price determination is initiated, which is restricted to orders designated for continuous trading. As with other price determination according to the principle of most executable volume, iceberg orders and volume discovery orders participate with their full volume in volatility interruptions. Resting BOC orders as well as volume discovery orders with the execution condition good till crossing/auction (“GTX”) are deleted when a volatility interruption is triggered.

The volatility interruption consists of a call phase and price determination phase. After a minimum duration, the call phase in general ends randomly. However, if the potential execution price lies outside of a defined range, which is wider than the dynamic price range, the call will be extended until the volatility interruption is terminated manually according to FWB exchange rules. Alternatively, the extended volatility interruption will be ended automatically once there is no longer an executable order book situation.

If during the call phase of a volatility interruption or extended volatility interruption an intraday or closing auction is scheduled, the trading phase switches automatically to intraday or closing auction.

## 9.2.2 Volatility Interruption During Auctions

A volatility interruption is initiated if the potential auction price at the end of the call phase lies outside the dynamic and/or static price range. Volatility interruptions in an auction are indicated to the market participants. Iceberg orders and volume discovery orders participate with their full volume in volatility interruptions during auctions.

### Volatility Interruption during Auctions

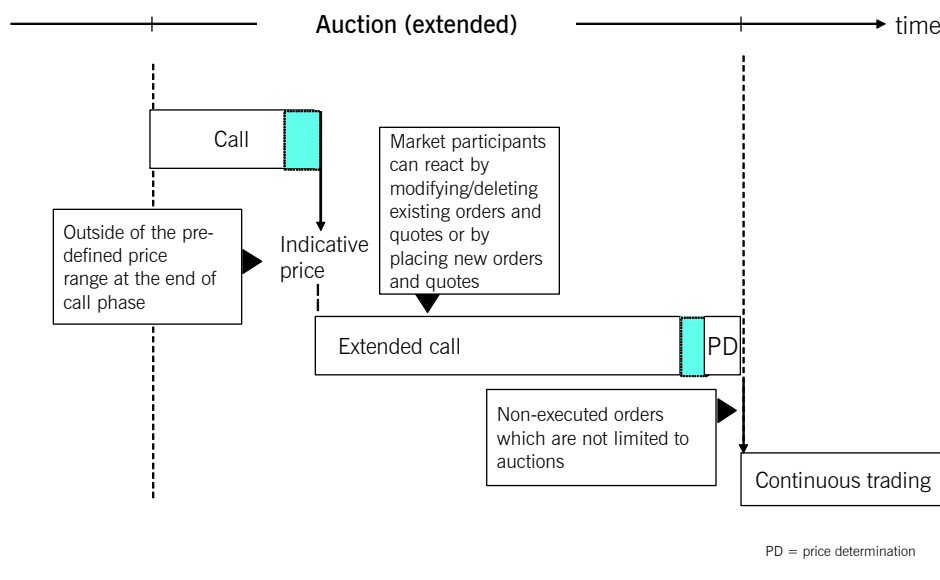


Figure 7: Volatility interruption during auctions

A volatility interruption initiates a limited extension of the call phase, allowing market participants to enter new orders as well as to modify or delete orders in the order book. After a minimum duration, the call phase in general ends randomly. However, if the potential execution price lies outside of a defined range, which is wider than the dynamic price range (extended dynamic price range), the call will be extended until the volatility interruption is terminated manually according to FWB exchange rules. In an opening auction this extended volatility interruption will be ended automatically once there is no longer an executable order book situation. All non-executed or partially executed market and limit orders are transferred to the next possible trading form according to their order sizes and trading restrictions.

---

## 10 Trading of Subscription Rights

In general the trading of subscription rights takes place in the trading model continuous trading in connection with auctions or in the trading model auction according to the procedures outlined in chapter 8, whereas on the last trading day of the subscription right trading might end ahead of the regular trading hours.

In divergence from this rule, Management Board may determine the following trading process:

- On the first trading day the first price determination is carried out in an IPO Auction. Subsequently trading continues either in the trading model auction or in the trading model continuous trading in connection with auctions – starting with an intraday auction. Designated Sponsor obligations begin with the start of this first intraday auction.
- On the subsequent trading days up to and including the trading day preceding the last trading day trading takes place in the trading model continuous trading in connection with auctions or in the trading model auction.
- On the last trading day, a price determination is carried out in an IPO Auction.

Irrespective of the actual trading model, at the end of the second to last trading day all orders remaining in the order book will automatically be deleted, and have to be re-entered by trading participants on the last trading day, if required.

---

## 11 Xetra BEST

Xetra BEST offers a market participant (BEST Executor) the possibility to execute order flow provided by his customers or by customers of other participants (Flow Provider) before this order flow is executed in the order book. The functionality guarantees customers of the BEST Executor a better price in Xetra BEST than a price resulting from an execution based on the current Xetra order book situation.

In general, Xetra BEST is available for all equities and ETFs that are traded in the trading model continuous trading in connection with auctions.

The following sections detail the orders and quotes which are subject to Xetra BEST and how these orders and quotes interact with the Xetra order book.

### 11.1 Xetra BEST Principles

The following central principles serve as the basis for the Xetra BEST facility described in the subsequent sections:

(a) *BEST execution principle*

Xetra BEST trades are only possible if the Xetra BEST order either receives a price improvement in comparison to the current visible best bid/best ask limits of the order book or receives a better price for the size of the Xetra BEST order than the volume-weighted average of the limits for this size in the order book.

(b) *Protection of order book consistency*

If a Xetra BEST trade is concluded and there are orders in the order book with limits better than or equal to the Xetra BEST price, these orders are executed first against the BEST Executor.

(c) *Ex ante entry of BEST quote parameters*

By specifying BEST quote parameters, the BEST Executor expresses his willingness to provide price improvement. These quote parameters have to be entered into the system before a Xetra BEST order arrives.

(d) *Automatic entry in the order book*

Only Market Orders and marketable Limit Orders that have been entered as agency orders (Account A) are eligible for Xetra BEST. If an immediate execution within Xetra BEST is not possible, the customers' orders are automatically entered in the Xetra order book.

(e) *No partial execution*

Orders executed within Xetra BEST are executed without partial executions. However, partial executions for customer orders entered in the Xetra order book are still possible.

Xetra BEST trades are marked in order to indicate that the transaction did take place within Xetra BEST.

### 11.2 Roles

#### 11.2.1 BEST Executor

Xetra BEST allows market participants that are registered as BEST Executor to offer a price improvement to their own customers or customers of other market participants in instruments that are eligible for Xetra BEST. A BEST Executor can have relationships with several Order Flow Providers.

---

In order to provide price improvement in a particular security, the BEST Executor enters a special quote type – the so-called “BEST quote” in the trading capacity “BEST Executor”. BEST quotes are not visible to other market participants. BEST Executors are able to decide whether they provide private quotes, i.e. there is no obligation to provide BEST quotes.

### 11.2.2 Order Flow Providers

Xetra BEST enables market participants to route their order flow to a dedicated BEST Executor which then also provides price improvement for the customers of these Flow Providers. Where Order Flow Providers route orders to a BEST Executor, it is the Order Flow Provider who remains responsible for these orders. Although there can be several Xetra BEST Executors, an Order Flow Provider can be only linked to one Xetra BEST Executor.

### 11.3 BEST Quotes/Quote Parameters

A BEST quote specifies the price improvement relative to the volume-weighted average execution price that would result if the marketable BEST order would execute in the current Xetra order book. Each BEST Executor is able to provide the quote parameters for one BEST quote per instrument.

The following parameters define a BEST quote: relative limit, boundary, size, and reserve size. The quote parameters can be entered separately for the bid and the ask side in a given instrument.

- **Relative limit (mandatory)**  
This relative limit always refers to the current situation in the order book and minimizes communication load between the member's front end and the back end. The relative limit for the bid leg of the quote is positive (e.g. + €0.0001) and the relative limit for the ask leg of the quote is negative (e.g. –€0.0001).
- **Boundary (optional)**  
In order to protect BEST Executors from adverse price movements (due to the moving quotes depending on the current order book situation), a boundary can be specified that serves as an upper bound for the bid leg of the quote (a lower bound for the ask leg of the quote). If the potential execution price exceeds the upper bound for the bid leg (incoming Xetra BEST sell order) or falls below the lower bound for the ask leg (incoming Xetra BEST buy order) the order is not executed against the BEST quote and is placed automatically in the order book.
- **Size (mandatory)**  
A predefined size (quote size) has to be assigned to the BEST quote by the BEST Executor. Thereby the BEST Executor defines the maximum executable size for one particular BEST order. If an incoming BEST order exceeds this size it cannot be executed in Xetra BEST and will be entered into the order book.
- **Reserve size (mandatory)**  
In order to be able to specify a quote once for a whole set of Xetra BEST executions, BEST Executors are provided a reserve size parameter. When a BEST order is executed against the BEST quote, the BEST quote is refilled from the reserve size until the reserve size is smaller than the quote size. If the reserve size is smaller than the quote size, execution against this side of the quote

is not possible anymore for this instrument for this BEST Executor until new quote parameters are entered.

#### **11.4 BEST Orders**

Only market orders and marketable limit orders entered in the trading capacity “Agent” are subject to Xetra BEST. Other order types are not eligible for execution within the Xetra BEST service.

All limit orders and market orders that cannot be executed immediately within Xetra BEST are entered directly in the Xetra order book. Only incoming orders are subject to Xetra BEST. If a limit order residing in the order book is changed in a way that it becomes marketable, it is executed against orders in the order book.

Order Flow Providers that have a registered relationship to a BEST Executor can control via an order flag, whether a particular order shall be considered for Xetra BEST or shall be entered directly into the order book.

#### **11.5 Xetra BEST processing**

Executions in Xetra BEST are possible during the defined exchange trading hours between the end of the opening auction and the start of the closing auction/end-of-day auction.

All orders which are not immediately completely executable will be entered in the order book automatically and immediately. During an intraday auction or (extended) volatility interruption, all incoming BEST orders are immediately entered in the order book.

The calculation of the potential volume-weighted average price considers all visible price limits, including non-visible portions of volume at these limits (iceberg orders, volume discovery orders).

During Continuous Trading, Xetra BEST ensures price-time-priority between orders in the Xetra order book and orders executed within the Xetra BEST functionality. In the event of an execution in Xetra BEST that would violate price-priority of orders limited to a better price in the order book, these orders will be executed first with their limits against the BEST Executor.

In case the potential Xetra BEST execution price would violate the static or dynamic price range, no Xetra BEST execution is conducted but the incoming BEST order is entered in the order book.

If – due to a tight spread in the order book – the potential Xetra BEST price equals or exceeds the best limit on the other side of the order book, the incoming Xetra BEST orders are routed into the order book. Similarly, if due to not sufficient order book liquidity no potential Xetra BEST price can be determined, incoming BEST orders are entered in the order book.

---

---

## 12 Illustration of Price Determination Processes

### 12.1 Auctions

#### 12.1.1 Basic Matching Rules

The auction price is determined on the basis of the order book situation stipulated at the end of the call phase. Concerning the price determination in auctions, Iceberg orders are contributing with their overall volume like a limit order.

Should this process determine more than one limit with the most executable order volume and the lowest surplus for the determination of the auction price, the surplus is referred to for further price determination:

- The auction price is stipulated according to the highest limit if the surplus for all limits is on the buy side (bid surplus) (see example 2).
- The auction price is stipulated according to the lowest limit if the surplus for all limits is on the sell side (ask surplus) (see example 3).

If the inclusion of the surplus does not lead to a clear auction price, the reference price is included as additional criterion. This may be the case

- If there is a bid surplus for one part of the limits and an ask surplus for another part (see example 4),
- If there is no surplus for all limits (see example 5).

In the first case, the lowest limit with an ask surplus or the highest limit with a bid surplus is chosen for further price determination.

In both cases, the reference price is considered for stipulating the auction price:

- If the reference price is higher than or equal to the highest limit, the auction price is determined according to this limit.
- If the reference price is lower than or equal to the lowest limit, the auction price is determined according to this limit.
- If the reference price lies between the highest and lowest limit, the auction price equals the reference price.

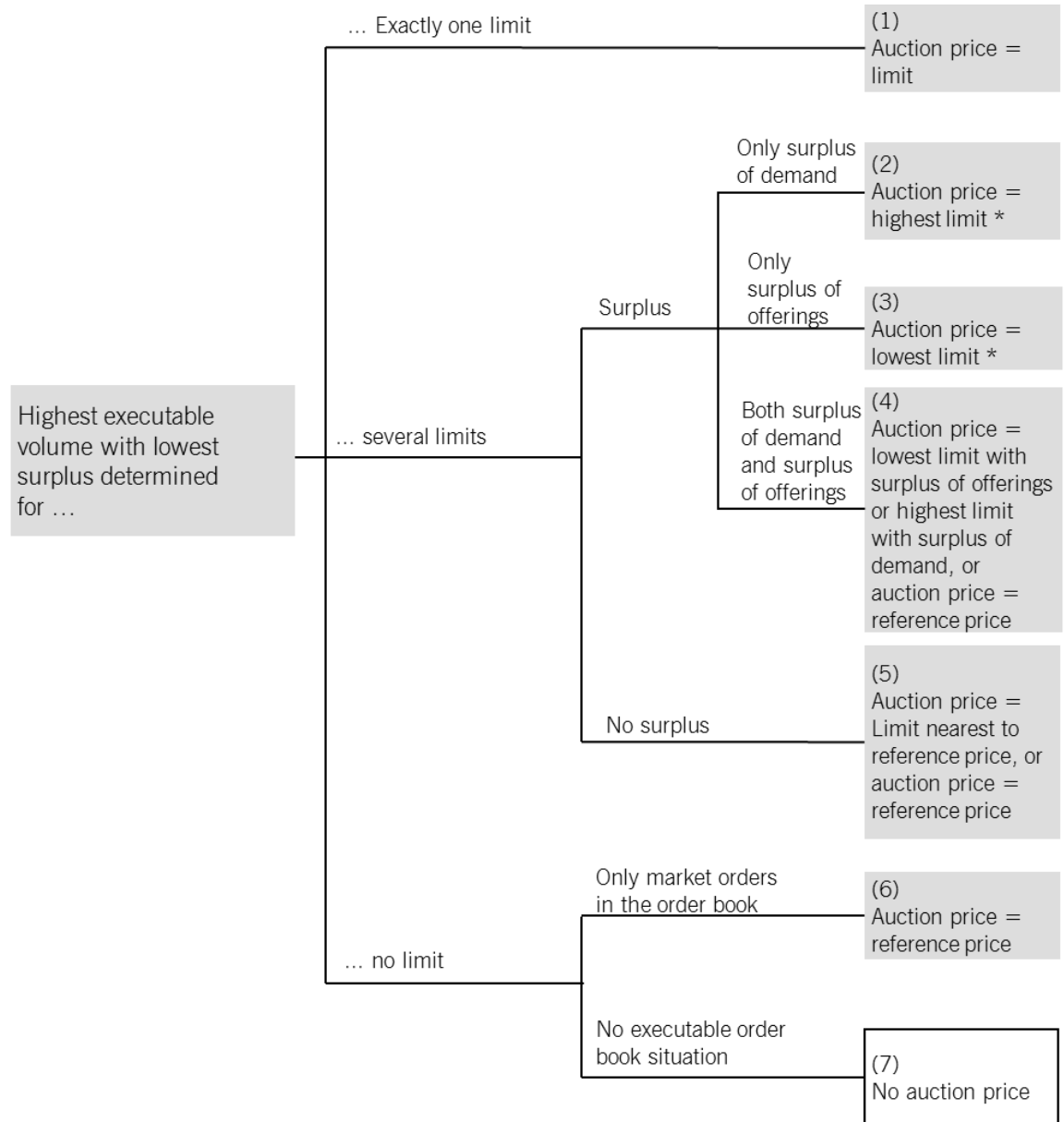
If only market orders are executable against one another, they are matched at the reference price (see example 6).

An auction price cannot be determined if orders are not executable against one another. In this case, the best bid and ask limits (if available) are displayed (see example 7).

The following figure gives an outline of how price determination rules affect possible order book situations in an auction. The number in brackets refers to the corresponding example for this rule.

---





\* In case there is a market order surplus: Auction price = limit nearest to the reference price

Figure 8: Price determination in auctions

**12.1.2 Matching Examples**

The following examples are given to clarify the basic matching rules in auctions. In the examples, price determination is carried out using exemplary order book situations assuming a tick size of 1€.

*Example 1: There is exactly one limit at which the highest order volume can be executed and which has the lowest surplus.*

Bid				Limit	Surplus	Acc. Quantity	Ask	
	Quantity	Acc. Quantity	Surplus				Quantity	
Limit	200	200		202	500	700		
Limit	200	400		201	300	700		
Limit	300	700		200		700	100	Limit
		700	100	199		600		
		700	100	198		600	200	Limit
		700	300	197		400	400	Limit

Corresponding to this limit, the auction price is fixed at € 200.

*Example 2a: There are several possible limits and there is a surplus on the bid.*

Bid				Limit	Surplus	Acc. Quantity	Ask	
	Quantity	Acc. Quantity	Surplus				Quantity	
Limit	400	400		202	100	500		
Limit	200	600	100	201		500		
		600	100	200		500		
		600	100	199		500	300	Limit
		600	400	198		200	200	Limit

Corresponding to the highest limit, the auction price is fixed at € 201.

*Example 2b: There are several possible limits and there is a surplus on the bid caused by a market order.*

Bid				Ask			
	Quantity	Acc. Quantity	Surplus	Limit	Surplus	Acc. Quantity	Quantity
Market	500	500	200	Market		300	
		500	200	202		300	
		500	200	201		300	
		500	200	200		300	
		500	200	199		300	300 Limit

The auction price either equals the reference price or is fixed according to the limit nearest to the reference price:

- a) If the reference price is € 199 or below, the auction price will be € 199.
- b) If the reference price is above € 199, the auction price will be the reference price.

*Example 3a: There are several possible limits and there is a surplus on the ask.*

Bid				Ask			
	Quantity	Acc. Quantity	Surplus	Limit	Surplus	Acc. Quantity	Quantity
Limit	300	300		202	300	600	
Limit	200	500		201	100	600	
		500		200	100	600	
		500		199	100	600	400 Limit
		500	300	198		200	200 Limit

Corresponding to the lowest limit, the auction price is fixed at € 199.

*Example 3b: There are several possible limits and there is a surplus on the ask caused by a market order.*

Bid				Limit	Surplus	Ask			
	Quantity	Acc. Quantity	Surplus				Surplus	Acc. Quantity	Quantity
Limit	300	300		202	200	500			
			300	201	200	500			
			300	200	200	500			
			300	199	200	500			
			300	Market	200	500	500	Market	

The auction price either equals the reference price or is fixed according to the limit nearest to the reference price:

- a) If the reference price is € 202 or above, the auction price will be € 202.
- b) If the reference price is below € 202, the auction price will be the reference price.

*Example 4: There are several possible limits and there is both an ask surplus and a bid surplus.*

Bid				Limit	Surplus	Ask			
	Quantity	Acc. Quantity	Surplus				Surplus	Acc. Quantity	Quantity
Market	100	100		Market	100	200			
			100	201	100	200			
			100	200	100	200	100	Limit	
Limit	100	200	100	199		100			
			200	198		100			
			200	Market		100	100	Market	

The auction price is fixed according to the limit nearest to the reference price:

- a) If the reference price is € 200 or above, the auction price will be € 200.
- b) If the reference price is € 199 or below, the auction price will be € 199.

*Example 5: There are several possible limits and no surplus on hand.*

<b>Bid</b>					<b>Ask</b>			
	Quantity	Acc. Quantity	Surplus	Limit	Surplus	Acc. Quantity	Quantity	
Market	100	100		Market	100	200		
		100		202	100	200	100	Limit
		100		201		100		
		100		200		100		
		100		199		100		
Limit	100	200	100	198		100		
		200	100	Market		100	100	Market

The auction price either equals the reference price or is fixed according to the limit nearest to the reference price:

- a) If the reference price is € 200, the auction price will be € 200.
- b) If the reference price is € 201 or above, the auction price will be € 201.
- c) If the reference price is € 199 or below, the auction price will be € 199.

*Example 6: Only market orders are executable in the order book.*

<b>Bid</b>					<b>Ask</b>			
	Quantity	Acc. Quantity	Surplus	Limit	Surplus	Acc. Quantity	Quantity	
Market	900	900	100	Market		800		
		900	100	Market		800	800	Market

The auction price equals the reference price.

*Example 7: There is no eligible limit as there are only orders in the order book which are not executable.*

Bid				Limit	Surplus	Ask		
	Quantity	Acc. Quantity	Surplus			Acc. Quantity	Quantity	
				201		80	80	Limit
Limit	80	80		200				
Limit	80	160		199				

It is not possible to determine an auction price. In this case, the highest visible bid limit (€ 200) and the lowest visible ask limit (€ 201) are published.

*Additional example: Partial execution of an order within the opening auction*

Bid				Limit	Surplus	Ask		
	Quantity	Acc. Quantity	Surplus			Acc. Quantity	Quantity	
Limit 9:00	300	600	200	200		400	400	Limit
Limit 9:01	300							

When two limit orders are available on the bid side at auction price, time priority determines which of both orders is to be executed partially. In this case, the order with the time stamp 9:00 is executed fully and the order with the time stamp 9:01 partially (100 shares) at an auction price of € 200. The surplus of 200 shares resulting from the partial execution is transferred into continuous trading, provided that it is not limited to auctions only.

---

## 12.2 Continuous Trading

### 12.2.1 Basic Matching Rules

Each new incoming order is immediately checked for execution against orders on the other side of the order book which will be executed according to price/time priority.

Orders can be executed fully in one or more steps, partially or not at all. Thus, each new incoming order may generate none at all, one or several trades.

Orders or non-executed parts thereof or remaining peaks of an iceberg order are entered in the order book and sorted according to price/time priority.

Price determination and order matching in continuous trading is carried out in adherence to price/time priority and according to the following rules:

**Rule 1:** If an incoming market order meets an order book with market orders only on the other side, this market order is executed at the reference price (last traded price) as far as possible (see example 1).

**Rule 2:** If an incoming market order or limit order meets an order book with limit orders only on the other side, the highest bid limit or lowest ask limit, respectively, in the order book determines the price (see examples 2, 3, 13, 14).

**Rule 3:**

- If an incoming market order meets an order book with market orders and limit orders on the other side (see examples 4, 5, 6, 7), or
- if an incoming limit order meets an order book with market orders only on the other side (see examples 9, 10, 11, 12), or
- if an incoming limit order meets an order book with market orders and limit orders on the other side (see examples 16, 17, 18, 19, 20, 21),

then the incoming order is executed against the market orders in accordance with price/time priority with respect to non-executed bid market orders at the reference price or higher (at the highest limit of the executable orders) or at the reference price or lower (at the lowest limit of the executable orders) with respect to non-executed ask market orders.

Market orders, which have not been executed in the order book, must be executed immediately with the next transaction (if possible). In this case, the following principles must be taken into consideration for continuous trading:

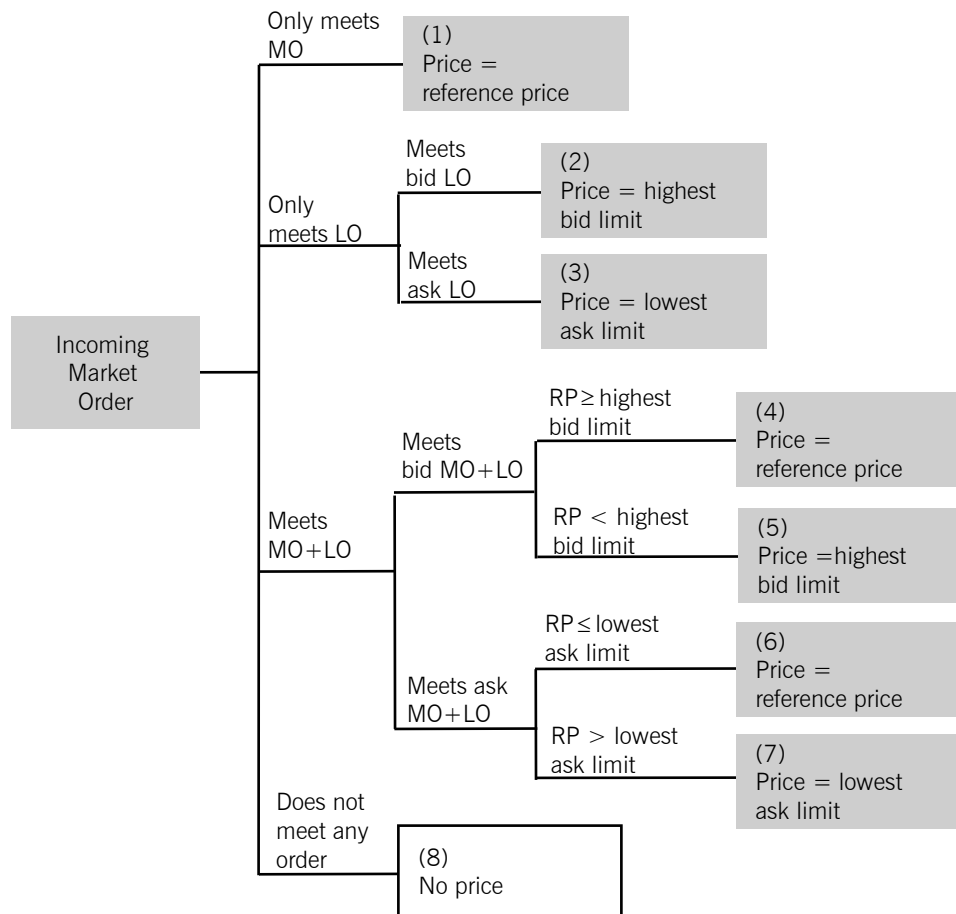
**Principle 1:** Market orders are given the reference price as a "virtual" price. On this basis, execution is carried out at the reference price provided that this does not violate price/time priority.

**Principle 2:** If orders cannot be executed at the reference price, they are executed in accordance with price/time priority by means of price determination above or below the reference price (non-executed bid market orders or ask market orders) i.e. the price is determined by a limit within the order book or a limit of an incoming order.

---

**Rule 4:** If an incoming order does not meet any order in the order book (see examples 8, 22) or if an incoming limit order meets an order book with limit orders only on the other side of the book and the limit of the incoming buy (sell) order is lower (higher) than the limit of the best sell (buy) order in the book (see example 15), no price is determined.

The following figures give an outline of how price determination rules affect possible order book situations in continuous trading. The head number refers to the corresponding example for these situations.



MO = Market order  
LO = Limit order  
RP = Reference price

Figure 9: Incoming Market Order



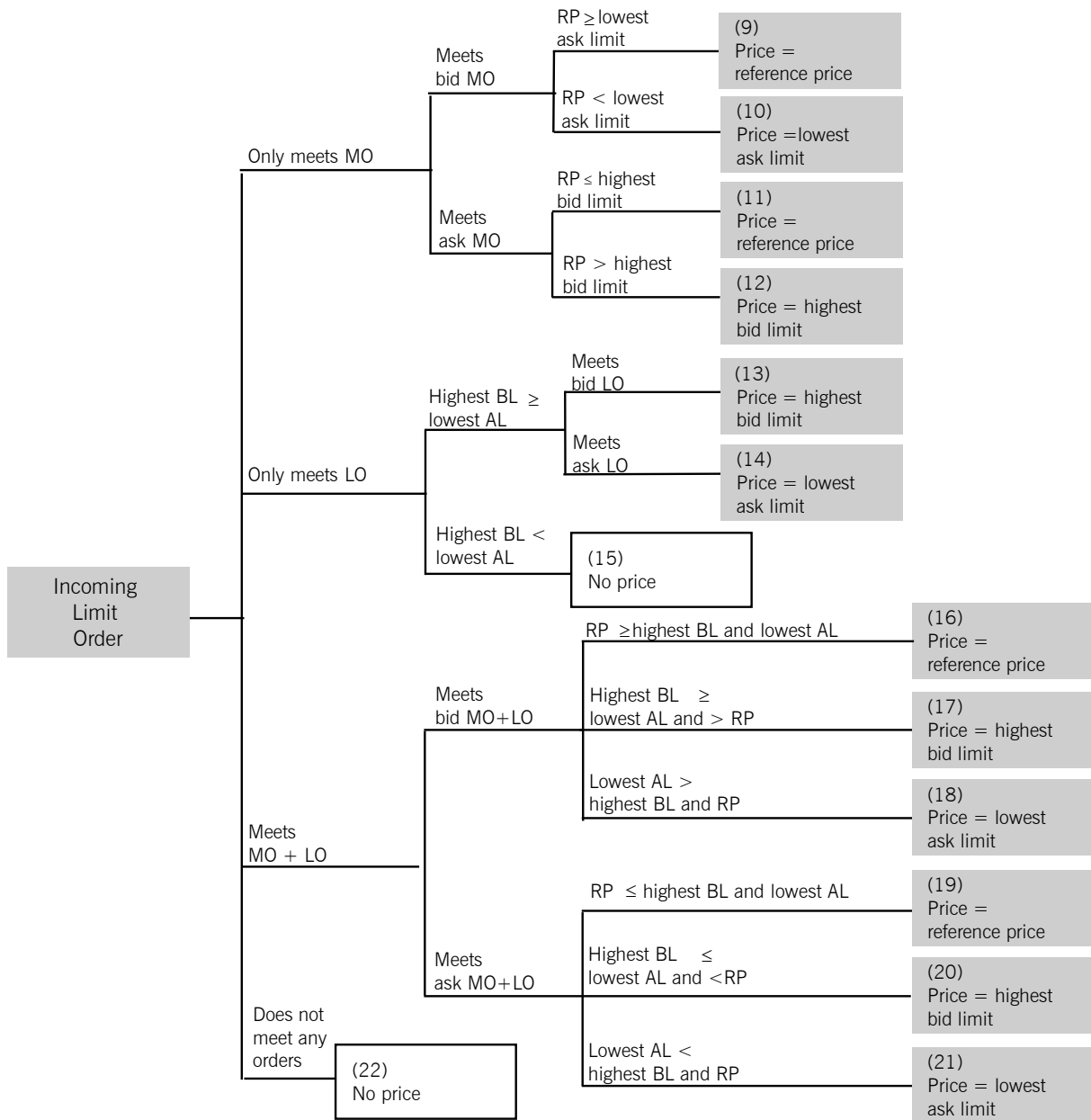


Figure 10: Incoming Limit Order

## 12.2.2 Matching Examples

This chapter is subdivided into two sections: the first section (12.2.2.1) provides matching examples that cover the order book situations mentioned in the figures presented above. In the second section (12.2.2.2) additional examples are provided which cover special order book situations, e.g. volatility interruptions and the functionality of iceberg orders.

The following examples are meant to clarify the basic matching rules for continuous trading by carrying out the price determination using exemplary order book situations assuming a tick size of 1 €.

### 12.2.2.1 Matching Examples for Basic Matching Rules

*Example 1:* A market order meets an order book with market orders only on the other side of the order book.

Bid			Ask		
Time	Quantity	Limit	Limit	Quantity	Time
9:01	6000	Market			

Bid			Ask		
Time	Quantity	Limit	Limit	Quantity	Time
9:01	6000	Market			

Incoming order:  
Ask market order,  
quantity 6000 shares

The reference price is € 200.

Both market orders are executed at the reference price of € 200 (see principle 1).

*Example 2:* A market order meets an order book with limit orders only on the other side of the order book.

Bid			Ask		
Time	Quantity	Limit	Limit	Quantity	Time
9:01	6000	200			

Bid			Ask		
Time	Quantity	Limit	Limit	Quantity	Time
9:01	6000	200			

Incoming order:  
Ask market order,  
quantity 6000 shares

Both orders are executed at the highest bid limit of € 200.

*Example 3: A market order meets an order book with limit orders only on the other side of the order book.*

<b>Bid</b>			<b>Ask</b>		
Time	Quantity	Limit	Limit	Quantity	Time
			200	6000	9:01

Incoming order:  
Bid market order,  
quantity 6000 shares

<b>Bid</b>			<b>Ask</b>		
Time	Quantity	Limit	Limit	Quantity	Time
			200	6000	9:01

Both orders are executed at the lowest ask limit of € 200.

*Example 4: A market order meets an order book with market orders and limit orders on the other side of the order book.*

<b>Bid</b>			<b>Ask</b>		
Time	Quantity	Limit	Limit	Quantity	Time
9:01	6000	Market			
9:02	1000	195			

<b>Bid</b>			<b>Ask</b>		
Time	Quantity	Limit	Limit	Quantity	Time
9:01	6000	Market			
9:02	1000	195			

Incoming order:  
Ask market order,  
quantity 6000 shares

The reference price is € 200. It is higher than or equal to the highest bid limit.

The incoming ask market order is executed against the bid market order in the order book at the reference price of € 200 (see principle 1).

*Example 5: A market order meets an order book with market orders and limit orders on the other side of the order book.*

Bid			Ask		
Time	Quantity	Limit	Limit	Quantity	Time
9:01	6000	Market			
9:02	1000	202			

Bid			Ask		
Time	Quantity	Limit	Limit	Quantity	Time
9:01	6000	Market			
9:02	1000	202			

Incoming order:  
Ask market order,  
quantity 6000 shares

The reference price is € 200. It is lower than the highest bid limit.  
The incoming ask market order is executed against the bid market order in the order book at the highest bid limit of € 202 (see principle 2).

*Example 6: A market order meets an order book with market orders and limit orders on the other side of the order book.*

Bid			Ask		
Time	Quantity	Limit	Limit	Quantity	Time
			Market	6000	9:01
			202	1000	9:02

Bid			Ask		
Time	Quantity	Limit	Limit	Quantity	Time
			Market	6000	9:01
			202	1000	9:02

Incoming order:  
Bid market order,  
quantity 6000 shares

The reference price is € 200. It is lower than or equal to the lowest ask limit.  
The incoming bid market order is executed against the ask market order in the order book at the reference price of € 200 (see principle 1).

*Example 7: A market order meets an order book with market orders and limit orders on the other side of the order book.*

<b>Bid</b>			<b>Ask</b>		
Time	Quantity	Limit	Limit	Quantity	Time
			Market	6000	9:01
			202	1000	9:02

<b>Bid</b>			<b>Ask</b>		
Time	Quantity	Limit	Limit	Quantity	Time
			Market	6000	9:01
			202	1000	9:02

Incoming order: Bid market order, quantity 6000 shares

The reference price is € 203. It is higher than the lowest ask limit.

The incoming bid market order is executed against the ask market order in the order book at the lowest ask limit of € 202 (see principle 2).

*Example 8: A market order meets an order book in which there are no orders.*

<b>Bid</b>			<b>Ask</b>		
Time	Quantity	Limit	Limit	Quantity	Time

<b>Bid</b>			<b>Ask</b>		
Time	Quantity	Limit	Limit	Quantity	Time
10:01	6000	Market			

Incoming order: Bid market order, quantity 6000 shares

The incoming bid market order is entered in the order book. A price is not determined and no orders are executed.

*Example 9: A limit order meets an order book with market orders only on the other side of the order book.*

Bid			Ask		
Time	Quantity	Limit	Limit	Quantity	Time
9:01	6000	Market			

Bid			Ask		
Time	Quantity	Limit	Limit	Quantity	Time
9:01	6000	Market			

Incoming order:  
Ask order, limit € 195,  
quantity 6000 shares

The reference price is € 200. It is higher than or equal to the lowest ask limit.  
Both orders are executed at the reference price of € 200 (see principle 1).

*Example 10: A limit order meets an order book with market orders only on the other side of the order book.*

Bid			Ask		
Time	Quantity	Limit	Limit	Quantity	Time
9:01	6000	Market			

Bid			Ask		
Time	Quantity	Limit	Limit	Quantity	Time
9:01	6000	Market			

Incoming order:  
Ask order, limit € 203,  
quantity 6000 shares

The reference price is € 200. It is lower than the lowest ask limit.  
Both orders are executed at the lowest ask limit of € 203 (see principle 2).

*Example 11: A limit order meets an order book with market orders only on the other side of the order book.*

<b>Bid</b>			<b>Ask</b>		
Time	Quantity	Limit	Limit	Quantity	Time
			Market	6000	9:01

<b>Bid</b>			<b>Ask</b>		
Time	Quantity	Limit	Limit	Quantity	Time
			Market	6000	9:01

Incoming order:  
Bid order, limit € 203,  
quantity 6000 shares

The reference price is € 200. It is lower than or equal to the highest bid limit.  
Both orders are executed at the reference price of € 200 (see principle 1).

*Example 12: A limit order meets an order book with market orders only on the other side of the order book.*

<b>Bid</b>			<b>Ask</b>		
Time	Quantity	Limit	Limit	Quantity	Time
			Market	6000	9:01

<b>Bid</b>			<b>Ask</b>		
Time	Quantity	Limit	Limit	Quantity	Time
			Market	6000	9:01

Incoming order:  
Bid order, limit € 199,  
quantity 6000 shares

The reference price is € 200. It is higher than the highest bid limit.  
Both orders are executed at the highest bid limit of € 199 (see principle 2).

*Example 13: A limit order meets an order book with limit orders only on the other side of the order book.*

Bid			Ask		
Time	Volume	Limit	Limit	Volume	Time
9:33	6000	199			

Bid			Ask		
Time	Volume	Limit	Limit	Volume	Time
9:33	6000	199			

Incoming order:  
Ask order, limit € 198,  
quantity 6000 shares

The highest bid limit is higher than or equal to the lowest ask limit.  
Both orders are executed at the highest bid limit of € 199.

*Example 14: A limit order meets an order book with limit orders only on the other side of the order book.*

Bid			Ask		
Time	Quantity	Limit	Limit	Quantity	Time
			199	6000	9:33

Bid			Ask		
Time	Quantity	Limit	Limit	Quantity	Time
			199	6000	9:33

Incoming order:  
Bid order, limit € 200,  
quantity 6000 shares

The highest bid limit is higher than or equal to the lowest ask limit.  
Both orders are executed at the lowest ask limit of € 199.



*Example 15: A limit order meets an order book with limit orders only on the other side of the order book.*

Bid			Ask		
Time	Quantity	Limit	Limit	Quantity	Time
9:33	6000	199			

Bid			Ask		
Time	Quantity	Limit	Limit	Quantity	Time
9:33	6000	199	200	6000	10:01

Incoming order:  
Ask order, limit € 200,  
quantity 6000 shares

The highest bid limit is lower than the lowest ask limit.

The incoming ask order is entered into the order book. A price is not determined and no orders are executed.

*Example 16: A limit order meets an order book with market orders and limit orders on the other side of the order book.*

Bid			Ask		
Time	Quantity	Limit	Limit	Quantity	Time
9:01	6000	Market			
9:02	1000	196			

Bid			Ask		
Time	Quantity	Limit	Limit	Quantity	Time
9:01	6000	Market			
9:02	1000	196			

Incoming order:  
Ask order, limit € 195,  
quantity 6000 shares

The reference price is € 200. It is higher than or equal to the highest bid limit and higher than or equal to the lowest ask limit.

The incoming ask order is executed against the bid market order in the order book at the reference price of € 200 (see principle 1).

*Example 17: A limit order meets an order book with market orders and limit orders on the other side of the order book.*

Bid			Ask		
Time	Quantity	Limit	Limit	Quantity	Time
9:01	6000	Market			
9:02	1000	202			

Bid			Ask		
Time	Quantity	Limit	Limit	Quantity	Time
9:01	6000	Market			
9:02	1000	202			

Incoming order:  
Ask order, limit € 199,  
quantity 6000 shares

The reference price is € 200. The highest bid limit is higher than or equal to the lowest ask limit and higher than the reference price.

The incoming ask order is executed against the bid market order in the order book at the highest bid limit of € 202 (see principle 2).

*Example 18: A limit order meets an order book with market orders and limit orders on the other side of the order book.*

Bid			Ask		
Time	Quantity	Limit	Limit	Quantity	Time
9:01	6000	Market			
9:02	1000	202			

Bid			Ask		
Time	Quantity	Limit	Limit	Quantity	Time
9:01	6000	Market			
9:02	1000	202			

Incoming order:  
Ask order, limit € 203,  
quantity 6000 shares

The reference price is € 200. The lowest ask limit is higher than the highest bid limit and the reference price.

The incoming ask order is executed against the bid market order in the order book at the lowest ask limit of € 203 (see principle 2).

*Example 19: A limit order meets an order book with market orders and limit orders on the other side of the order book.*

<b>Bid</b>			<b>Ask</b>		
Time	Quantity	Limit	Limit	Quantity	Time
			Market	6000	9:01
			202	1000	9:02

<b>Bid</b>			<b>Ask</b>		
Time	Quantity	Limit	Limit	Quantity	Time
			Market	6000	9:01
			202	1000	9:02

Incoming order:  
Bid order, limit € 203,  
quantity 6000 shares

The reference price is € 200. It is lower than or equal to the highest bid limit and lower than or equal to the lowest ask limit.

The incoming bid order is executed against the ask market order in the order book at the reference price of € 200 (see principle 1).

*Example 20: A limit order meets an order book with market orders and limit orders on the other side of the order book.*

<b>Bid</b>			<b>Ask</b>		
Time	Quantity	Limit	Limit	Quantity	Time
			Market	6000	9:01
			202	1000	9:02

<b>Bid</b>			<b>Ask</b>		
Time	Quantity	Limit	Limit	Quantity	Time
			Market	6000	9:01
			202	1000	9:02

Incoming order:  
Bid order, limit € 200,  
quantity 6000 shares

The reference price is € 201. The highest bid limit is lower than or equal to the lowest ask limit and lower than the reference price.

The incoming bid order is executed against the ask market order in the order book at the highest bid limit of € 200 (see principle 2).

*Example 21: A limit order meets an order book with market orders and limit orders on the other side of the order book.*

<b>Bid</b>			<b>Ask</b>		
Time	Quantity	Limit	Limit	Quantity	Time
			Market	6000	9:01
			199	1000	9:02

<b>Bid</b>			<b>Ask</b>		
Time	Quantity	Limit	Limit	Quantity	Time
			Market	6000	9:01
			199	1000	9:02

Incoming order:  
Bid order, limit € 203,  
quantity 6000 shares

The reference price is € 200. The lowest ask limit is lower than the highest bid limit and the reference price. The incoming bid order is executed against the ask market order in the order book at the lowest ask limit of € 199 (see principle 2).

*Example 22: A limit order meets an order book in which there are no orders.*

<b>Bid</b>			<b>Ask</b>		
Time	Quantity	Limit	Limit	Quantity	Time

<b>Bid</b>			<b>Ask</b>		
Time	Quantity	Limit	Limit	Quantity	Time
10:01	6000	200			

Incoming order:  
Bid order, limit € 200,  
quantity 6000 shares

The incoming bid order is entered into the order book. A price is not determined and no orders are executed.

### 12.2.2.2 Further Examples

*Example:* Partial execution of a market order.

A limit order meets an order book in which there are market orders and limit orders on the other side of the order book.

Bid			Ask		
Time	Quantity	Limit	Limit	Quantity	Time
9:01	6000	Market			
9:02	1000	202			

Bid			Ask		
Time	Quantity	Limit	Limit	Quantity	Time
9:01	5000	Market			
9:02	1000	202			

Incoming order:  
Ask order, limit € 203,  
quantity 1000 shares

The reference price is € 200. The lowest ask limit is higher than the highest bid limit and the reference price. The incoming ask order can only be partially executed against the bid market order in the order book, which is carried out at the lowest ask limit of € 203 (see principle 2).

*Example:* Initiation of a volatility interruption

A limit order meets an order book in which there are market orders and limit orders on the other side of the order book.

Bid			Ask		
Time	Volume	Limit	Limit	Volume	Time
9:01	6000	Market			
9:02	1000	202			

Bid			Ask		
Time	Volume	Limit	Limit	Volume	Time
9:01	6000	Market	220	1000	10:01
9:02	1000	202			

Incoming order:  
Ask order, limit € 220,  
quantity 1000 shares

The reference price is € 200 and the price range is +/- 2% of the last determined price. The limit of the incoming ask order lies outside the pre-defined price range and an execution is not carried out. The ask order is entered in the order book and continuous trading is interrupted by an auction.

Examples showing the functionality of iceberg orders

In contrary to the previous examples, in the following an initial order book situation which changes in various iterations is provided to explain the functionality of iceberg orders. Orders at the same price level are displayed separately (in the trading system they may be distributed in an aggregated view per limit depending on the interface). Furthermore, for sake of clarity the peaks of an iceberg order are written in *italics* in the following examples. For reason of simplification only iceberg orders with constant peaks are shown in the example. Depending on the parameters set at iceberg order submission the size of the next peak may be randomized in reality.

The visible part of a Volume Discovery Order behaves in the same way as an iceberg order.

An iceberg order is entered into the order book and meets limit orders only on the other side of the order book.

Bid			Ask		
Time	Volume	Limit	Limit	Volume	Time
9:01:00	6000	202	203	500	8:55:00
9:02:00	2000	201			

Bid			Ask		
Time	Volume	Limit	Limit	Volume	Time
9:01:00	6000	202	201	2000	9:05:00
9:02:00	2000	201	203	500	8:55:00

Incoming order:  
Ask iceberg order, limit € 201  
overall volume 50000 shares,  
peak 10000 shares,  
time: 9:05:00

Iceberg 

201	40000	9:05:00
-----	-------	---------

The peak of the iceberg order is executed against the orders in the order book as far as possible (6000 at € 202; 2000 at € 201). The remaining peak of the iceberg order (2000) is entered into the order book according to price/time priority with a remaining non-visible volume of 40000 behind it.

A new bid market order meets the order book.

Bid			Ask		
Time	Quantity	Limit	Limit	Quantity	Time
			201	2000	9:05:00
			203	500	8:55:00
		iceberg	201	40000	9:05:00

Incoming order: Bid market order, quantity 5000 shares, time: 9:07:00

Bid			Ask		
Time	Quantity	Limit	Limit	Quantity	Time
			201	2000	9:05:00
				7000	9:07:00
			203	500	8:55:00
		iceberg	201	40000	9:07:00
				30000	

The incoming market order is executed against the peak (2000) of the iceberg order at € 201. Then the next peak of the iceberg order (again with a volume of 10000 in this example) is introduced in the order book with a new time stamp (9:07:00). It is executed against the remaining part of the incoming order (3000). The remaining peak of the iceberg order (7000) is shown in the order book with a non-visible volume of 30000 behind it.

Another iceberg order is entered into the order book.

Bid			Ask		
Time	Volume	Limit	Limit	Volume	Time
			201	7000	9:07:00
			203	500	8:55:00
		iceberg	201	30000	9:07:00

Incoming order: Ask iceberg order, limit € 201, overall volume 30000 shares, peak 5000 shares, time: 9:08:01

Bid			Ask		
Time	Volume	Limit	Limit	Volume	Time
			201	7000	9:07:00
			201	5000	9:08:01
			203	500	8:55:00

iceberg	201	30000	9:07:00
iceberg	201	25000	9:08:01

The peak of the iceberg order cannot be executed against orders on the other side of the book. The visible part (peak) of the iceberg order is entered into the order book according to price/time priority with a volume of 25000 behind it.

A new bid market order meets the order book.

<b>Bid</b>			<b>Ask</b>			
Time	Quantity	Limit	Limit	Quantity	Time	
			201	7000	9:07:00	
			201	5000	9:08:01	
			203	500	8:55:00	
			iceberg	201	30000	9:07:00
			iceberg	201	25000	9:08:01

<b>Bid</b>			<b>Ask</b>			
Time	Quantity	Limit	Limit	Quantity	Time	
			201	7000	9:07:00	
				8000	9:10:40	
			201	5000	9:08:01	
				5000	9:10:40	
			203	500	8:55:00	
			iceberg	201	30000	9:10:40
				20000		
			iceberg	201	25000	9:10:40
				20000		

Incoming order:  
Bid market order,  
quantity 14000 shares,  
time: 9:10:40

The incoming market order first is executed against the peak of the iceberg order at € 201 with a volume of 7000.

Before the next peak of this iceberg order is introduced, the peak of the iceberg order at the same limit is executed (5000).

A new peak of the first iceberg order is introduced in the book with a new time stamp (9:10:40) and a remaining volume of 20000 behind it.

A new peak of the second iceberg order is introduced in the book with a new time stamp (9:10:40) and a remaining volume of 20000 behind it.

Then the remaining part of the incoming order (2000) is executed against the new peak of the first iceberg order. The remaining part of this iceberg order (8000) is shown in the book with a volume of 20000 behind it.



Another limit order is entered into the order book.

Bid			Ask		
Time	Volume	Limit	Limit	Volume	Time
			201	8000	9:10:40
			201	5000	9:10:40
			203	500	8:55:00

iceberg	201	20000	9:10:40
iceberg	201	20000	9:10:40

Bid			Ask		
Time	Volume	Limit	Limit	Volume	Time
			201	8000	9:10:40
			201	5000	9:10:40
			201	2000	9:13:13
			203	500	8:55:00

Incoming order:  
Ask limit order, limit € 201,  
quantity 2000 shares,  
time: 9:13:13

iceberg	201	20000	9:10:40
iceberg	201	20000	9:10:40

The new limit order cannot be executed against orders on the other side of the book. It is entered into the order book according to price/time priority.

A new bid market order meets the order book.

Bid			Ask		
Time	Quantity	Limit	Limit	Quantity	Time
			201	8000	9:10:40
			201	5000	9:10:40
			201	2000	9:13:13
			203	500	8:55:00
		iceberg	201	20000	9:10:40
		iceberg	201	20000	9:10:40

Incoming order:  
Bid market order,  
quantity 23000 shares,  
time: 9:15:00

Bid			Ask		
Time	Quantity	Limit	Limit	Quantity	Time
			201	<del>8000</del> 2000	<del>9:10:40</del> 9:15:00
			201	5000 5000	9:10:40 9:15:00
			201	2000	9:13:13
			203	500	8:55:00
		iceberg	201	<del>20000</del> 10000	9:15:00
		iceberg	201	<del>20000</del> 15000	9:15:00

The incoming bid market order first is executed against the lowest ask limit on the other side of the order book which is represented by a peak (8000) of an iceberg order at € 201.

Before the next peak of the iceberg order is introduced, all other peaks and limit orders at the same limit have to be executed. Therefore, the next peak (5000) and the next limit order (2000) in the order book are executed against the incoming order.

A new peak of the first iceberg order is introduced in the order book with a new time stamp (9:15:00) and a remaining volume of 10000 behind it.

A new peak of the second iceberg order is introduced in the order book with a new time stamp (9:15:00) and a remaining volume of 15000 behind it.

The remaining volume (8000) of the incoming order then is executed against the new peak of the first iceberg order at € 201. A remaining peak of this iceberg order of 2000 is shown in the order book.

Examples with regard to volume discovery orders:

Example 1

Minimum execution value: 100.000, Midpoint: 203

Bid time	Volume (hidden) (shares)	2nd limit VDO	limit	limit	2nd limit VDO	Volume (hidden) (shares)	Ask time
9:10:01	650		202	204		800	9:10:02
<b>9:11:00</b>	<b>(700) 200</b>	<b>(204)</b>	<b>201</b>	205		500	9:10:04
9:10:03	(800) 300	(202)	200	206	(203)	100 (500)	9:10:10

The last (9:11:00) incoming buy order is a volume discovery order (VDO) with a limit of 201 and a hidden quantity of 700 shares. The 2<sup>nd</sup> limit of 204 for the buy order is above the current midpoint price of 203. This buy order can match against the hidden quantity of 500 shares of a volume discovery sell order, which has a visible limit of 206 and an executable 2<sup>nd</sup> limit of 203, as the execution value (500 \* Midpoint 203) exceeds the minimum execution value of 100.000.

The buy VDO, which has a limit of 200, cannot be executed as the 2<sup>nd</sup> limit is not executable at the current midpoint price.

Order book after execution of the volume discovery order

Bid time	Volume (hidden) (shares)	2nd limit VDO	limit	limit	2nd limit VDO	Volume (hidden) (shares)	Ask time
9:10:01	650		202	204		800	9:10:02
<b>9:11:00</b>	<b>(200) 200</b>	<b>-</b>	<b>201</b>	205		500	9:10:04
9:10:03	(800) 300	(202)	200	206	-	100	9:10:10

After the execution, volumes of the partially executed VDO remain in the book as follows: on the ask side remains a former VDO as limit order with a volume of 100 shares and a limit of 206. On the bid side remains a former VDO as an iceberg order with 200 shares with a limit of 201 and a hidden quantity of 200 shares. This hidden quantity is not available for matching at the midpoint anymore, as the quantity is not sufficient to reach the minimum execution value (given the current price level). Therefore the order behaves like a regular iceberg order.

Example 2

Minimum execution value: 100.000, Midpoint: 202.5

Bid Time	Volume (hidden) (shares)	2nd limit VDO	limit	limit	2nd limit VDO	Volume (hidden) (shares)	Ask time
9:10:01	(500) 200	(203.5)	201	204		800	9:10:02
9:10:03	(300) 300	(202)	200	205	(203.5)	100 (500)	9:10:04
				206	(203)	100 (500)	9:10:10

In this order book are two VDOs on the bid side. The VDO with a limit of 201 and a 2<sup>nd</sup> limit of 203.5 has a hidden quantity of 500, which is executable at the current midpoint of 202.5. The VDO with a limit of 200 is not executable at the current midpoint as the 2<sup>nd</sup> limit is too low and as the hidden quantity is not sufficient to reach the minimum execution value.

On the ask side both VDOs would fulfil the minimum execution value criteria but are not executable at the current midpoint as the limits are too high.

Midpoint changes after entry of buy order with limit of 203: 203.5

Kauf Zeit	Volumen (verdeckt) (Stk.)	2tes Limit VDO	Limit	Limit	2tes Limit VDO	Volumen (verdeckt) (Stk.)	Verkauf Zeit
<b>9:11:00</b>	<b>650</b>		<b>203</b>	204		800	9:10:02
9:10:01	(500) 200	(203,5)	201	205	(203,5)	100 (500)	9:10:04
9:10:03	(300) 300	(202)	200	206	(203)	100 (500)	9:10:10

The incoming buy limit order changes the current midpoint from 202.5 to 203.5. By this change, the hidden quantities of the two sell VDOs become executable against the hidden quantity of the buy VDO at the price of 203.5. The minimum execution value criteria is fulfilled by all executable VDOs.

The matching of the hidden parts of VDOs is done according to price time priority, which is deducted from the visible limit of the volume discovery order. Therefore, the higher prioritized sell VDO with the visible limit of 205 executes against the buy VDO with visible limit 201.

Kauf Zeit	Volumen (verdeckt) (Stk.)	2tes Limit VDO	Limit	Limit	2tes Limit VDO	Volumen (verdeckt) (Stk.)	Verkauf Zeit
<b>9:11:00</b>	<b>650</b>		<b>203</b>	204		800	9:10:02
<b>9:10:01</b>	<b>200</b>	<b>-</b>	<b>201</b>	<b>205</b>	<b>-</b>	<b>100</b>	<b>9:10:04</b>
9:10:03	(300) 300	(202)	200	206	(203)	100 (500)	9:10:10

Example for Self Match Prevention

Initial order book with orders sorted according to their price- time priority looks as follows:

Bid				Ask			
Time	Volume	Mbr/Cross ID	Limit	Limit	Mbr/CrossID	Volume	Time
9:01	50		209	210		50	9:05
9:03	20	XYZFR/9987	208	211	XYZFR/5566	100	9:04
9:04	500		208				
9:05	10	ABCFR/1234	207				
9:06	50	ABCFR/9987	207				
9:07	5		207				
9:08	10		206				
9:09	40	ABCFR/9987	206				

A new sell order with quantity 650 and limit 206 from member ABCFR with CrossID "9987" is entered into the order book.

This order matches according to price/time priority first with Buy Order (50@209), then with Buy Order (20@208) which has the same CrossID but was entered by a different member and afterwards with Buy Order (500@208).

After Buy Order (10@207) is matched which was entered by a trader of ABCFR as well but with a different CrossID, a quantity of 70 shares remains from the incoming Sell Order.

The remaining quantity of the incoming SMP-Order now hits the sitting SMP Buy Order (50@207) and the conditions for Self Match Prevention (same member, same CrossID) are fulfilled. As the (remaining) quantity of the incoming SMP-Order is bigger, the sitting order is deleted and the quantity of the incoming order is decremented accordingly to 20.

The incoming Sell SMP Order is now checked for executions on the same price level where SMP was triggered and Buy Order (5@207) gets executed. The remaining quantity of incoming Sell Order (15@206) is deleted afterwards since no further match on the same price level is possible.

The sitting Buy Orders with the time stamp from 9:10 and 9:11 stay unchanged:

Bid				Ask			
Time	Volume	Mbr/Cross ID	Limit	Limit	Mbr/CrossID	Volume	Time
				210		50	9:11
				211	XYZFR/5566	100	9:10
9:08	10		206				
9:09	40	ABCFR/9987	206				