

A faint, light blue world map is visible in the background of the slide, centered behind the main text.

eurex

Extension of Sector Index Product Range

Futures on five Dow Jones Sector Titans IndexesSM

*Futures and Options on Dow Jones EURO STOXX[®]/ STOXX[®]600
Real Estate Indexes*

Futures on the Dow Jones Global Titans 50SM Index (in USD)

Extension of Sector Index Product Range

Agenda

At a Glance

Products Specifications

The Dow Jones Sector Titans IndexesSM

The Dow Jones EURO STOXX[®] /STOXX[®] 600 Supersectors

Fees & Pricing

OTC Facility

Contacts

At a Glance (1/9)

- Sector derivatives were first introduced at Eurex on the Dow Jones Euro STOXX® and the Dow Jones STOXX® 600 Indexes in March 2001.
- Since then Eurex has continuously extended its sector product range and has become the leading global exchange for sector-based products.
- As of September Eurex offers trading in futures and options on 19 Eurozone & Pan-European sectors; 8 are available for trading in the U.S.

Pan-European Sectors

- Dow Jones STOXX® 600 Automobiles & Parts Futures (FSTA)
- Dow Jones STOXX® 600 Banks Futures (FSTB)
- Dow Jones STOXX® 600 Basic Resources Futures (FSTS)
- Dow Jones STOXX® 600 Chemicals Futures (FSTC)
- Dow Jones STOXX® 600 Construction & Materials Futures (FSTN)
- Dow Jones STOXX® 600 Financial Services Futures (FSTF)
- Dow Jones STOXX® 600 Food & Beverage Futures (FSTO)
- Dow Jones STOXX® 600 Health Care Futures (FSTH)
- Dow Jones STOXX® 600 Industrial Goods & Services Futures (FSTG)
- Dow Jones STOXX® 600 Insurance Futures (FSTI)
- Dow Jones STOXX® 600 Media Futures (FSTM)
- Dow Jones STOXX® 600 Oil & Gas Futures (FSTE)
- Dow Jones STOXX® 600 Personal & Household Goods Futures (FSTZ)
- Dow Jones STOXX® 600 Retail Futures (FSTR)
- Dow Jones STOXX® 600 Technology Futures (FSTY)
- Dow Jones STOXX® 600 Telecommunications Futures (FSTT)
- Dow Jones STOXX® 600 Travel & Leisure Futures (FSTV)
- Dow Jones STOXX® 600 Utilities Futures (FSTU)
- > Dow Jones STOXX® 600 Real Estate Futures (FSTL) (as of 22.09.08)

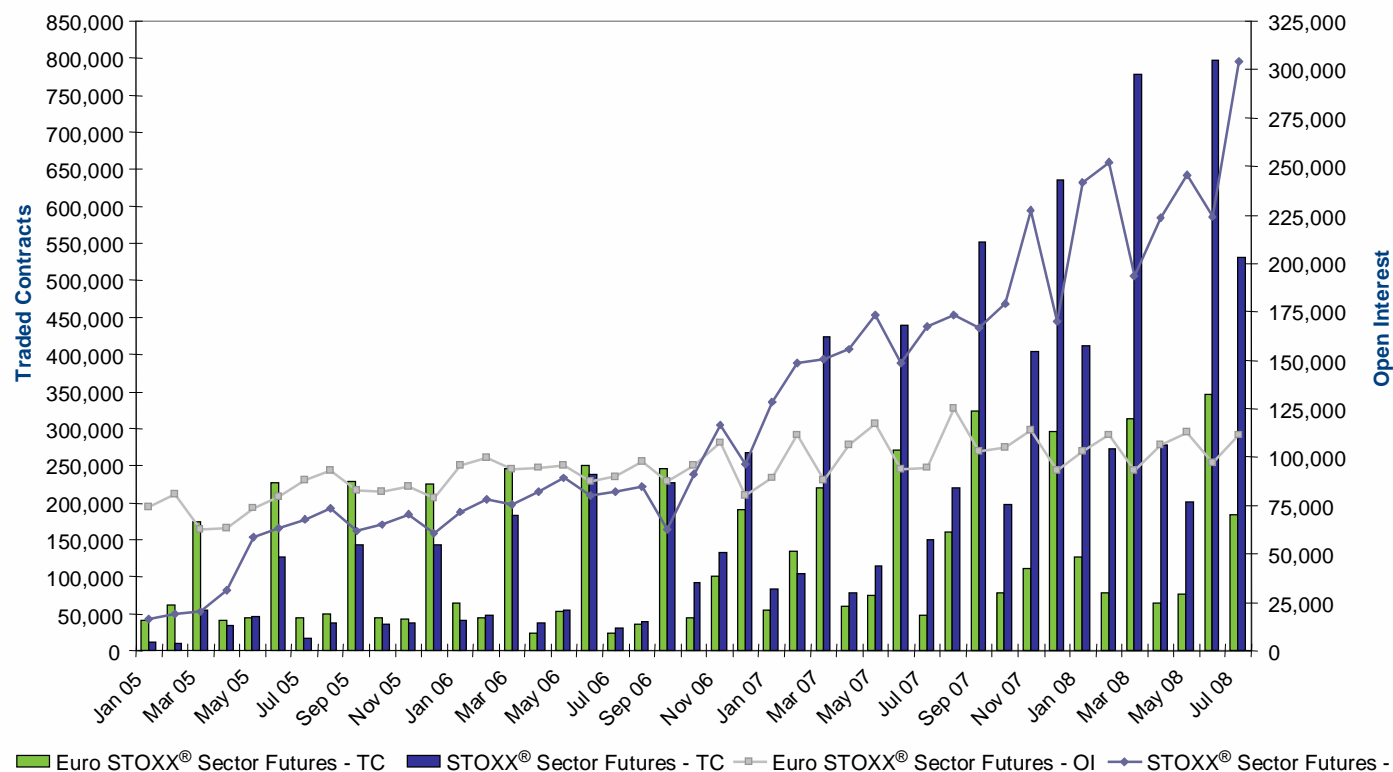
Sector futures currently available for offer, sale or trading in the United States

Eurozone Sectors

- Dow Jones EURO STOXX® Automobiles & Parts Futures (FESA)
- Dow Jones EURO STOXX® Banks Futures (FESB)
- Dow Jones EURO STOXX® Basic Resources Futures (FESS)
- Dow Jones EURO STOXX® Chemicals Futures (FESC)
- Dow Jones EURO STOXX® Construction & Materials Futures (FESN)
- Dow Jones EURO STOXX® Financial Services Futures (FESF)
- Dow Jones EURO STOXX® Food & Beverage Futures (FESO)
- Dow Jones EURO STOXX® Health Care Futures (FESH)
- Dow Jones EURO STOXX® Industrial Goods & Services Futures (FESG)
- Dow Jones EURO STOXX® Insurance Futures (FESI)
- Dow Jones EURO STOXX® Media Futures (FESM)
- Dow Jones EURO STOXX® Oil & Gas Futures (FESE)
- Dow Jones EURO STOXX® Personal & Household Goods Futures (FESZ)
- Dow Jones EURO STOXX® Retail Futures (FESR)
- Dow Jones EURO STOXX® Technology Futures (FESY)
- Dow Jones EURO STOXX® Telecommunications Futures (FEST)
- Dow Jones EURO STOXX® Travel & Leisure Futures (FESV)
- Dow Jones EURO STOXX® Utilities Futures (FESU)
- > Dow Jones EURO STOXX® Real Estate Futures (FESL) (as of 22.09.08)

At a Glance (2/9)

Dow Jones EURO STOXX® and Dow Jones STOXX® 600 Sector Index Futures Traded Contracts (TC) and Open Interest (OI)



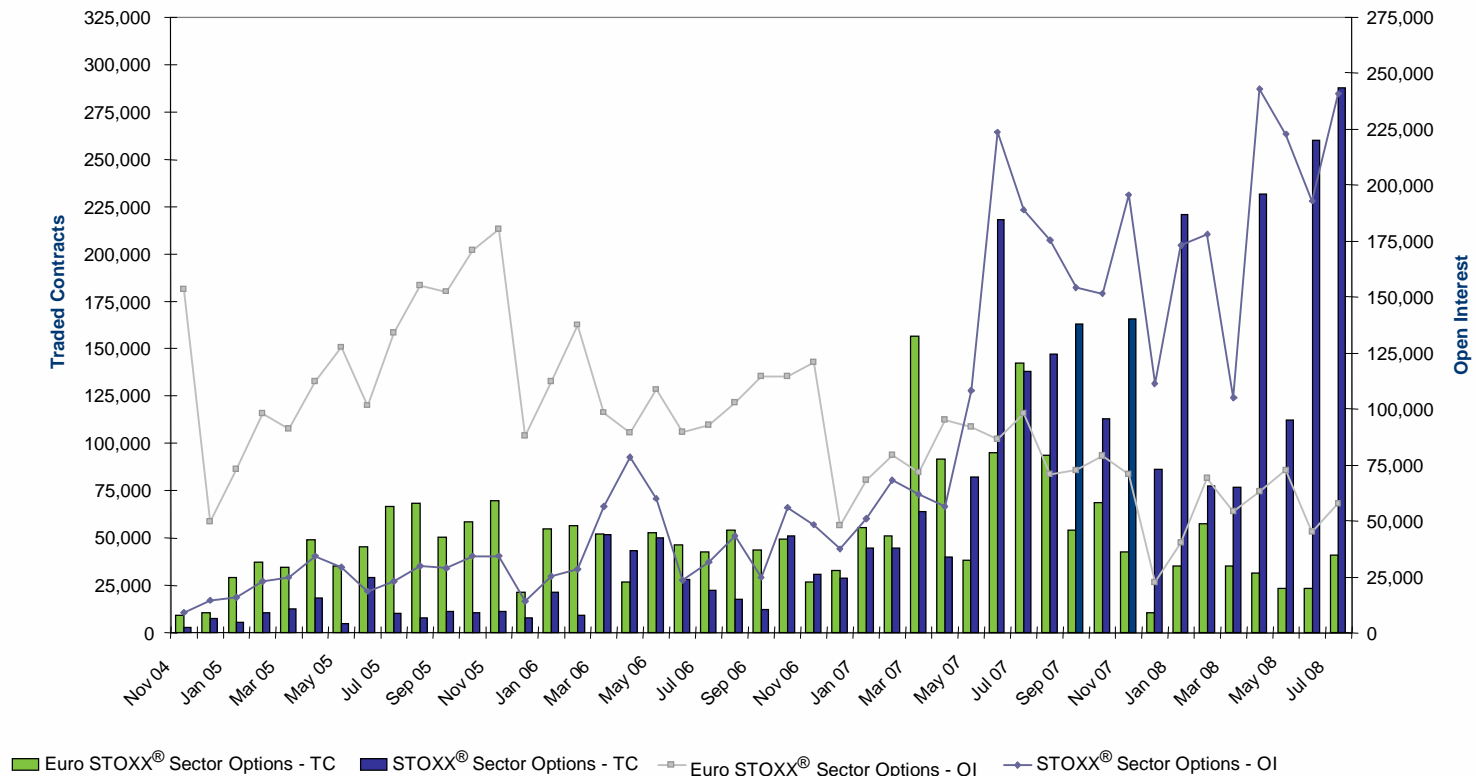
29,953 traded contracts per day in 2008*; trend towards stronger focus on DJ STOXX® 600 sector trading continued; in 2008 rd. 73% was traded in Pan-European sector futures; another record month in June with over 1.1 million contracts traded (euro value of over 19 billion).

* Yearly average Jan–Jul 08

Extension of Sector Index Product Range | At a Glance

At a Glance (3/9)

Dow Jones EURO STOXX® and Dow Jones STOXX® 600 Sector Index Options Traded Contracts (TC) and Open Interest (OI)



10,158 traded contracts per day in 2008*; Banks sector options with 3.012 cpd*; Record day in June 08 with rd. 109,000 contracts in DJ STOXX® 600 Sector Index Options

* Yearly average Jan – Jul 08

At a Glance (4/9)

Designated Market-Making Scheme for Sector Futures

Dow Jones EURO STOXX®/STOXX® 600 Sector Index Futures		
Minimum Size	Maximum Spread in Index Points	Quotation Requirements
75 contracts on both bid and ask sides*	1.5**	80% of the daily trading period between 9:00 and 17:30 CET on a monthly average

* 50 contracts for FESF, FESH, FESN, FESS, FSTF, FSTN, FSTS

** 2 index points for FSTS

Incentive Scheme (Until December 2008):

- Total fee refund for contracts traded on the M-Accounts upon fulfillment of quote obligations
- Revenue sharing (EUR 0,15 of the total volume generated by OTC Block Trades)

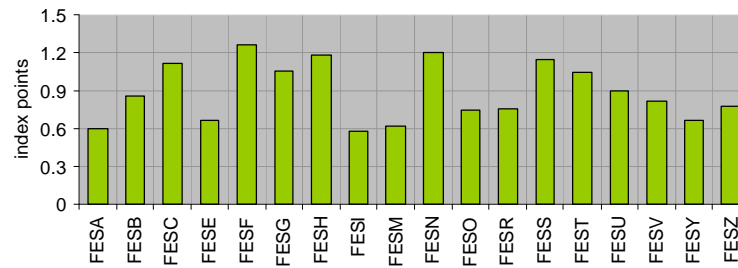
Members registered for the DMM Scheme

Company	Member ID	Contact	Phone Number
Bayerische Hypo- und Vereinsbank	BVMMU	Alfred Hartmann	+49 89 378 1 8316
BNP Paribas	BNPPA	Jimmy Konietzko	+33 1 48 01 40 30
Commerzbank	CBKFR	Lars Hermann	+49 69 136 42 404
DekaBank	DGZFR	Andreas Krysl	+49 69 71 47 73 86
Société Générale S.A.	SOGFR	Pierre Kervella Arnaud Llinas	+33 1 42 13 58 40 +33 1 42 13 35 43
Timber Hill (Europe) AG	THECX	Alain Perregaux	+41 41 726 5081

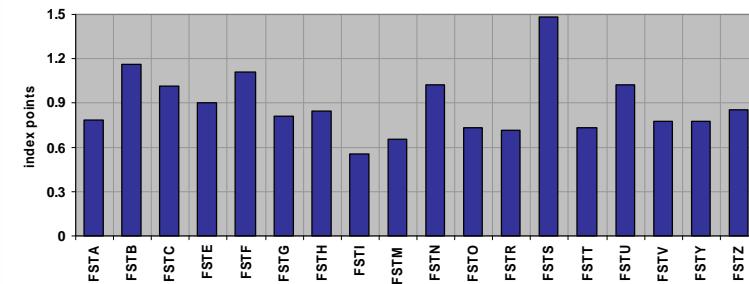
At a Glance (5/9)

Designated Market-Making Scheme for Sector Futures Averages Sizes & Spreads (in Index Points)

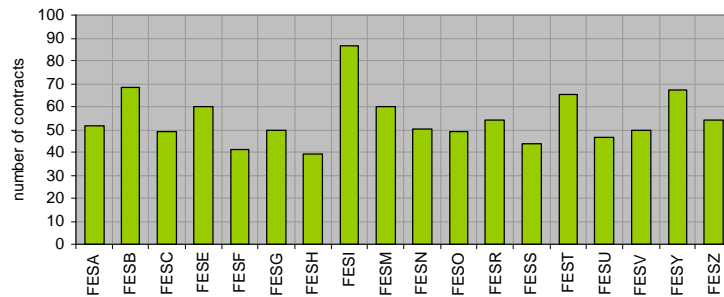
Dow Jones EURO STOXX® Sector Index Futures
average spread between 9:00 and 17:00 CET in index points
March-July 2008



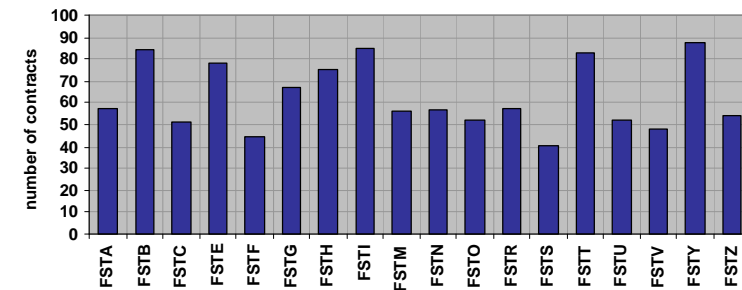
Dow Jones STOXX® 600 Sector Index Futures
average spread between 9:00 and 17:00 CET in index points
March-July 2008



Dow Jones EURO STOXX® Sector Index Futures
average inside market size - best BID/OFFER - between 9:00 and 17:00
CET, March-July 2008



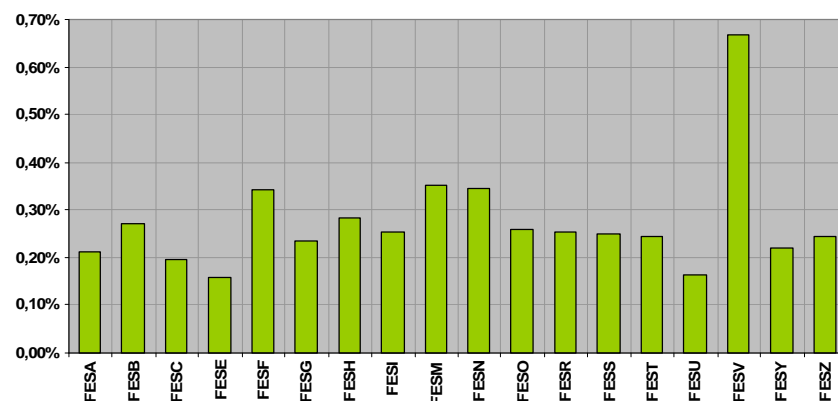
Dow Jones STOXX® 600 Sector Index Futures
average inside market size - best BID/OFFER - between 9:00 and
17:00 CET, March-July 2008



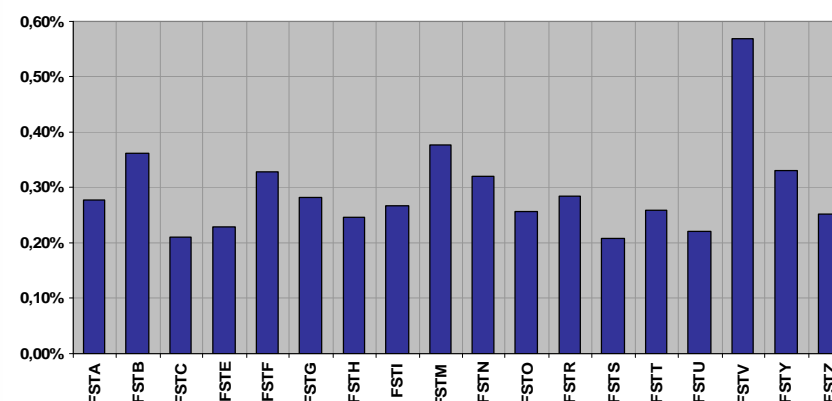
At a Glance (6/9)

Designated Market-Making Scheme for Sector Futures – Average Spreads (in Basis Points)

Dow Jones EURO STOXX® Sector Index Futures
average spread between 9:00 and 17:00 CET in basis points
March–July 2008



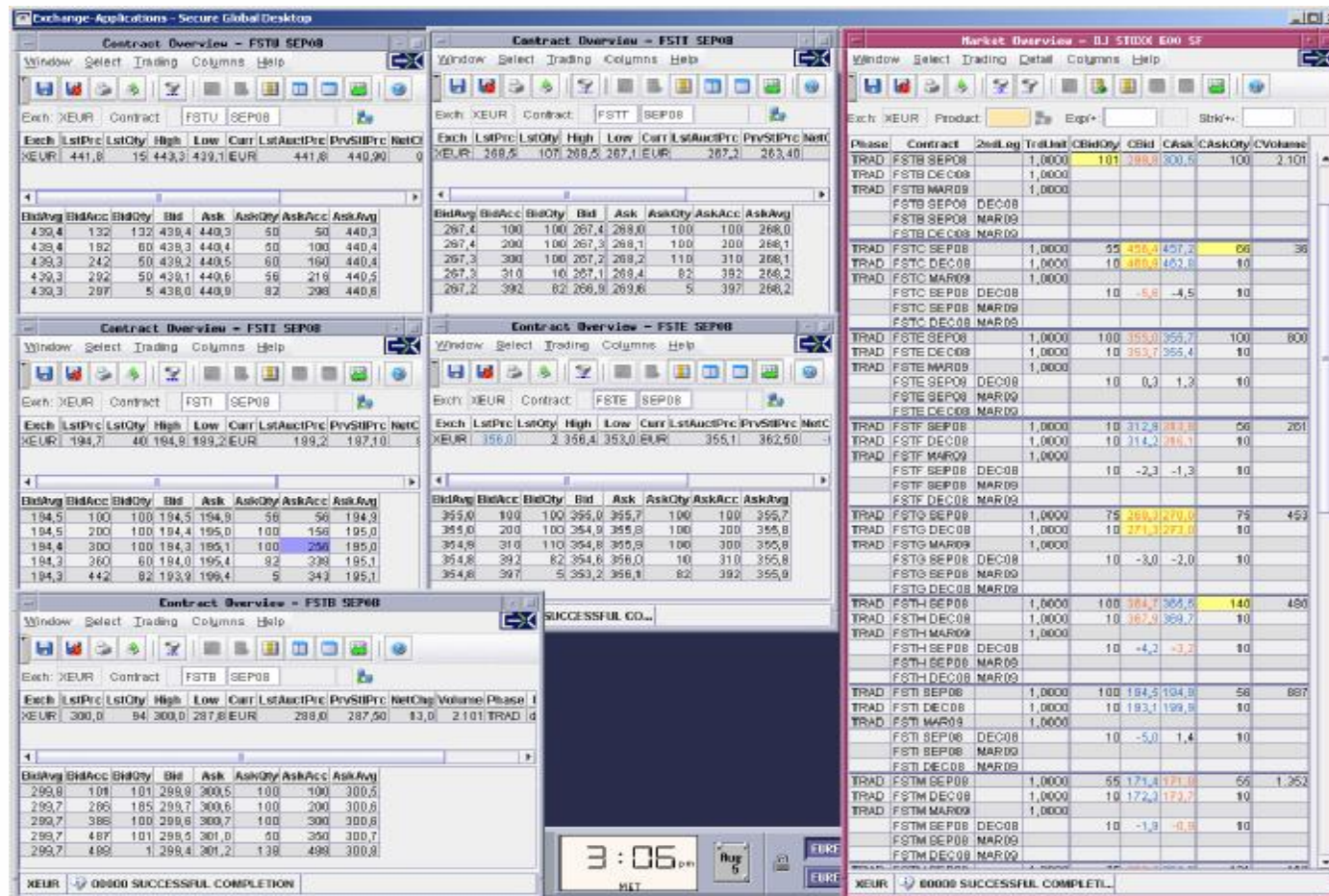
Dow Jones STOXX® 600 Sector Index Futures
average spread between 9:00 and 17:00 CET in basis points
March–July 2008



Extension of Sector Index Product Range | At a Glance

At a Glance (7/9)

Screen Shots Market Depth



The screenshot displays the Eurex trading interface with several windows open:

- Contract Overview - FSTB SEP08:** Shows contract details for FSTB SEP08 with a list of bid and ask prices and quantities.
- Contract Overview - FSTI SEP08:** Shows contract details for FSTI SEP08.
- Contract Overview - FSTE SEP08:** Shows contract details for FSTE SEP08.
- Contract Overview - FSTB SEP08 (bottom):** Shows contract details for FSTB SEP08.
- Market Overview - DJ STOXX EOO SF:** A large table showing market depth for various contracts, including FSTB SEP08, FSTB DEC08, FSTB MAR09, FSTC SEP08, FSTC DEC08, FSTC MAR09, FSTG SEP08, FSTG DEC08, FSTG MAR09, FSTH SEP08, FSTH DEC08, FSTH MAR09, FSTM SEP08, FSTM DEC08, and FSTM MAR09. Columns include Phase, Contract, 2nd Leg, Tot. Unit, Bid Qty, Bid, Ask, Ask Qty, and Volume.

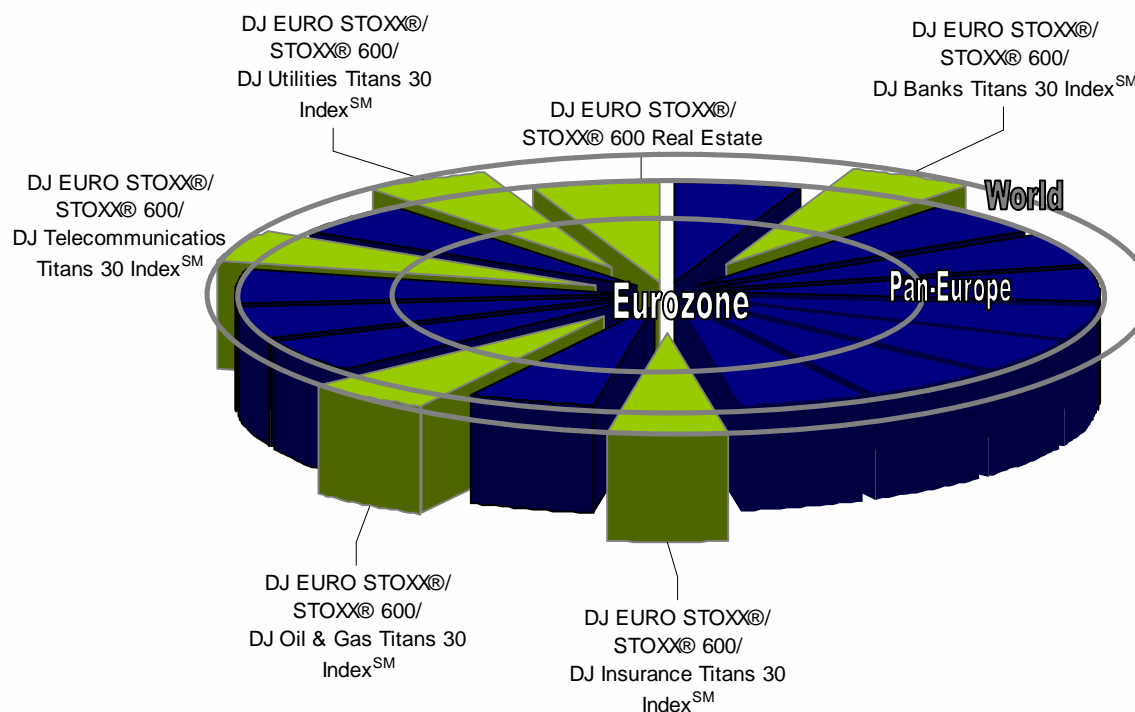
A system tray at the bottom shows the time as 3:06 PM and a notification for "00000 SUCCESSFUL COMPLETION".

At a Glance (8/9)

- Following sector products to be launched
- On August 18, 2008
 - Futures on the five global sector indexes Dow Jones Sector Titans IndexesSM:
 - DJ Banks Titans 30 IndexSM
 - DJ Oil & Gas Titans 30 IndexSM
 - DJ Insurance Titans 30 IndexSM
 - DJ Telecommunications Titans 30 IndexSM
 - DJ Utilities Titans 30 IndexSM
 - Futures on the DJ Global Titans 50 IndexSM in USD
- On September 22, 2008
 - Futures and Options on the DJ EURO STOXX[®] Real Estate Index
 - Futures and Options on the DJ STOXX[®] 600 Real Estate Index

At a Glance (9/9)

- Choose from the main economic sectors in the Eurozone, Europe or the World with Eurex Options and Futures on 19 Dow Jones EURO STOXX®/STOXX® 600 and Futures on five Dow Jones Sector Titans 30 IndexesSM



Extension of Sector Index Product Range

Agenda

At a Glance

Products Specifications

The Dow Jones Sector Titans IndexesSM

The Dow Jones EURO STOXX[®]/ STOXX 600[®] Supersectors

Fees & Pricing

OTC Facility

Contacts

The Dow Jones Sector Titans IndexesSM: Basic Concept

- DJ Sector Titans IndexesSM represent the largest companies in each of the 19 global Supersectors defined by the Industry Classification Benchmark (ICB). A separate index is maintained for each Supersector.
- Each index contains 30 stocks.
- Stocks are selected within each Supersector based on rankings by float-adjusted market capitalization, sales/revenue and net profit.
- Weighting: Float-adjusted market capitalization subject to a 10% cap
- Review Frequency: Annually, in June
- Calculation/Distribution: Every 15 seconds, 24 hours daily
- Base Value/Base Date: 100 as of December 31, 1991
- History: Available daily back to December 31, 1991
- Date Introduced: February 2001
- Bloomberg ticker: DJTBAK/DJTENG/DJTINN/DJTTEL/DJTUTS Index <GO>
- Further information could be obtained from DJ Indexes under:
<http://www.djindexes.com/mdsidx/index.cfm?event=showSectorTitansLinks>

The Dow Jones EURO STOXX[®]/STOXX[®] 600 Supersector Indexes: Basic Concept

- **Dow Jones STOXX 600[®] Supersector indexes** represent the largest European companies and **Dow Jones EURO STOXX[®] SUPERSECTOR Indexes** the largest Eurozone companies in each of the 19 Supersectors as defined by the Industry Classification Benchmark (ICB).
- In addition to the Dow Jones EURO STOXX[®] sectors, which cover Austria, Belgium, Finland, France, Germany, Greece, Ireland, Italy, Luxembourg, the Netherlands, Portugal and Spain the Dow Jones STOXX[®] 600 sectors also comprises companies from Denmark, Norway, Sweden, Switzerland and the United Kingdom.
- Weighting: Free float market capitalization
- Component Number: Variable
- Review Frequency: Quarterly, in March, June, September and December
- Calculation/Distribution: Every 15 seconds during local trading hours
- Further information could be obtained from STOXX under:
http://www.stoxx.com/data/composition_list/sector.html

Business Rationale & Advantages

- Development of sector investment focus has shifted from Eurozone to European zone and volume continuously grows
- Globalization has become one of the most-talked-about forces behind today's markets
- Inclusion in the central counterparty reduces/eliminates the default and credit risk
- Low trading fees (including clearing and settlement)
- Eurex links over/almost 400 participants from 19 countries
- Participants can trade in app. 700 products from six product categories (equity, equity index, volatility index, exchange-traded funds, credit and interest rate derivatives) on Eurex
- Sector-based margin groups, in order to offer cross margining between equity options of the same sector and their related sector index futures and options
- Designated Market Maker are quoting the DJ EURO STOXX® /DJ STOXX® 600 Sector Futures

Contract Specifications (1/2)

Underlying instruments	DJ Banks, Insurance, Oil & Gas, Telecommunications and Utilities Titans 30 Index SM ; DJ Global Titan 50 Index SM (USD);
Contract Value	USD 100 per index point
Settlement	Cash Settlement, due on the exchange trading day following the last trading day
Price determination	In points, to one decimal place
Minimum price change	0.1 points, equivalent to a value of USD 10.00
Contract months	The next three quarter months out of the cycle March, June, September and December
Final Settlement Price	Value of the DJ Sector Titans Indexes or the DJ Global Titans 50 Index SM (USD) calculated on the basis of the average of the corresponding index calculation in the period between 16:50 to 17:00 CET
Last Trading Day	The third Friday of the respective contract month, if it is an exchange trading day, otherwise, the preceding trading day. Close of trading for expiring series is 17:00 CET

Contract Specifications (2/2)

Underlying instruments	DJ EURO STOXX® and DJ STOXX® 600 Sector Indexes (as of Sep 08 including Real Estate)	
Contract value	EUR 50.00 per index point	
Settlement	Cash Settlement, due on the exchange trading day following the last trading day	
Price determination	In points, to one decimal place	
Minimum price change	0.1 points, equivalent to a value of EUR 5.00	
Contract months	<p><u>Futures</u>: The next three quarter months out of the cycle march, June, September and December</p> <p><u>Options</u>: The three following calendar months , the next three quarter months from the cycle March, June, September and December and the two successive semi-annual months from the June and December cycle. Thus, expirations up to a maximum of 24 months will be available</p>	
Final Settlement Price	Value of the respective DJ EURO STOXX ® and DJ STOXX ® 600 Sector Indexes calculated on the basis of the average of the corresponding index calculation in the period between 11:50 and 12:00 CET	
Last Trading Day	The third Friday of the respective contract month, if it is an exchange trading day, otherwise, the preceding trading day. Close of trading for expiring series is 12:00 CET	
Exercise prices	Contract months	Exercise price intervals in index points
	≤3 months	5
	4-12 months	10
	13-24 months	20

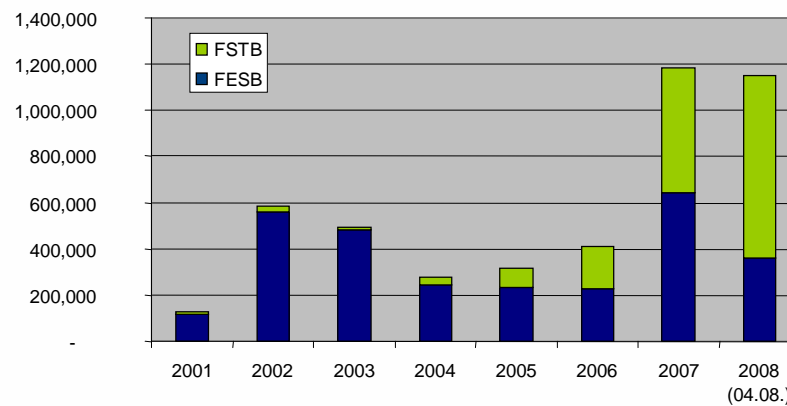
Extension of Sector Index Product Range | Products Specifications

Product Codes

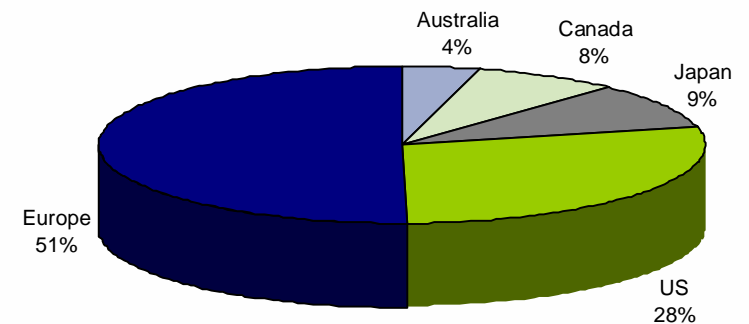
ICB Supersector	DJ STOXX 600 Sector Index Products						DJ EURO STOXX 600 Sector Index Products						DJ Global Titans 30 Sector Index Products			
	Futures		Options		Sector Code	Sector ISIN	Futures		Options		Sector Code	Sector ISIN	Futures		Sector Code	Sector ISIN
	Eurex Code	Bloomberg Ticker	Eurex Code	Bloomberg			Eurex Code	Bloomberg	Eurex Code	Bloomberg			Eurex Code	Bloomberg		
Automobiles & Parts	FSTA	SXA Index	OSTA	SXAP Index OMON	SXAP	EU0009658881	FESA	EBA Index	OESA	SXAE Index OMON	SXAE	EU0009658301				
Banks	FSTB	BJA	OSTB	SX7P	SX7P	EU0009658806	FESB	CAA	OESB	SX7E	SX7E	EU0009658426	FGSB	BTIA Index CT<GO>	DJTBK	XC0006972928
Basic Resources	FSTS	JSA	OSTS	SXPP	SXPP	EU0009658624	FESS	DAA	OESS	SXPE	SXPE	EU0009658244				
Chemicals	FSTC	TKA	OSTC	SX4P	SX4P	EU0009658608	FEC	CUA	OESC	SX4E	SX4E	EU0009658228				
Construction & Materials	FSTN	QGA	OSTN	SXOP	SXOP	EU0009658889	FESN	AWA	OESN	SXOE	SXOE	EU0009658509				
Financial Services	FSTF	OQA	OSTF	SXFP	SXFP	EU0009658848	FESF	LJA	OESF	SXFE	SXFE	EU0009658467				
Food & Beverage	FSTO	PFA	OSTO	SX3P	SX3P	EU0009658749	FESO	BNA	OES0	SX3E	SX3E	EU0009658368				
Health Care	FSTH	HGA	OSTH	SXDP	SXDP	EU0009658723	FESH	HOA	OESH	SXDE	SXDE	EU0009658343				
Industrial Goods & Services	FSTG	QBA	OSTG	SXNP	SXNP	EU0009658905	FESG	BWA	OESG	SXNE	SXNE	EU0009658525				
Insurance	FSTI	JVA	OSTI	SXIP	SXIP	EU0009658822	FESI	VOA	OESI	SXIE	SXIE	EU0009658442	FGSI	ITIA Index CT<GO>	DJTINN	XC0006973025
Media	FSTM	OMA	OSTM	SXMP	SXMP	EU0009658640	FESM	NMA	OESM	SXME	SXME	EU0009658269				
Oil & Gas	FSTE	KGA	OSTE	SXEP	SXEP	EU0009658780	FESE	QRA	OESE	SXEE	SXEE	EU0009658400	FGSE	OGTA Index CT<GO>	DJTENG	XC0006972977
Personal & Household Goods	FSTZ	RHA	OSTZ	SXQP	SXQP	CH0019112330	FESZ	DWA	OESZ	SXQE	SXQE	CH0019112892				
Real Estate	FSTL	tba	OSTL	tba	SX8P	CH0043274395	FESL	tba	OESL	SX8E	tba	CH0043274445				
Retail	FSTR	QKA	OSTR	SXRP	SXRP	CH0019112553	FESR	JAA	OESR	SXRE	SXRE	CH0019113023				
Technology	FSTY	ULA	OSTY	SX8P	SX8P	EU0009658921	FESY	UAA	OESY	SX8E	SX8E	EU0009658541				
Telecommunications	FSTT	WQA	OSTT	SXKP	SXKP	EU0009658947	FEST	WZA	OEST	SXKE	SXKE	EU0009658566	FGST	TTIA Index CT<GO>	DJTTEL	XC0006973066
Travel & Leisure	FSTV	QOA	OSTV	SXTP	SXTP	CH0019112744	FESV	BHA	OESV	SXTE	SXTE	CH0019113122				
Utilities	FSTU	GPA	OSTU	SX6P	SX6P	EU0009658962	FESU	ITA	OESU	SX6E	SX6E	EU0009658582	FGSU	UTIA Index CT<GO>	DJTUTS	XC0006973082

Components, Weightings, Overlappings (1/10): DJ EURO STOXX®/STOXX® 600 Banks and DJ Banks Titans 30SM

DJ EURO STOXX®/STOXX® 600 Banks Futures
Traded Volume



Geographic Breakdown of the DJ Banks Titans 30 IndexSM



As of Aug 4, 2008

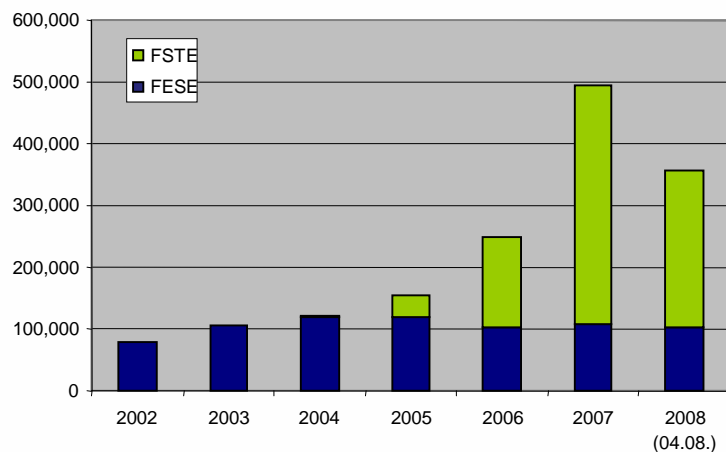
Components, Weightings, Overlappings (2/10): DJ EURO STOXX®/STOXX® 600 Banks and DJ Banks Titans 30SM

Reporting Instrument	ISIN	Weight in DJ Banks Titans 30 Index SM (DJTBAK)	Weight in DJ STOXX® 600 Banks (SX7P)	Weight in DJ Euro STOXX® Banks (SX7E)
HSBC Holdings PLC (UK Reg)	GB0005405286	9,64%	13,96%	-
Bank of America Corp.	US0605051046	7,34%	-	-
JPMorgan Chase & Co.	US46625H1005	6,84%	-	-
Banco Santander S.A.	ES0113900J37	5,71%	8,27%	14,93%
Citigroup Inc.	US1729671016	5,06%	-	-
Wells Fargo & Co.	US9497461015	4,64%	-	-
Mitsubishi UFJ Financial Group Inc.	JP3902900004	4,32%	-	-
BNP Paribas S.A.	FR0000131104	3,91%	5,66%	10,20%
UniCredit S.p.A.	IT0000064854	3,84%	5,56%	10,04%
Royal Bank of Scotland Group PLC	GB0007547838	3,37%	4,87%	-
Banco Bilbao Vizcaya Argentaria S.A.	ES0113211835	3,09%	4,48%	8,08%
Royal Bank of Canada	CA7800871021	2,94%	-	-
Barclays PLC	GB0031348658	2,62%	3,80%	-
U.S. Bancorp	US9029733048	2,60%	-	-
Sumitomo Mitsui Financial Group Inc.	JP3890350006	2,57%	-	-
UBS AG	CH0024899483	2,57%	3,72%	-
Mizuho Financial Group Inc.	JP3885780001	2,55%	-	-
Societe Generale S.A.	FR0000130809	2,54%	3,67%	6,63%
Credit Suisse Group	CH0012138530	2,49%	3,61%	-
Intesa Sanpaolo S.p.A.	IT0000072618	2,49%	3,61%	6,50%
Commonwealth Bank of Australia	AU000000CBA7	2,40%	-	-
Toronto-Dominion Bank	CA8911605092	2,37%	-	-
Deutsche Bank AG	DE0005140008	2,36%	3,42%	6,17%
Bank of Nova Scotia	CA0641491075	2,36%	-	-
Wachovia Corp.	US9299031024	1,82%	-	-
National Australia Bank Ltd.	AU000000NAB4	1,81%	-	-
Lloyds TSB Group PLC	GB0008706128	1,61%	2,33%	-
HBOS PLC	GB0030587504	1,53%	2,21%	-
Fortis N.V.	BE0003801181	1,53%	2,21%	3,99%
Credit Agricole S.A.	FR0000045072	1,08%	1,56%	2,82%

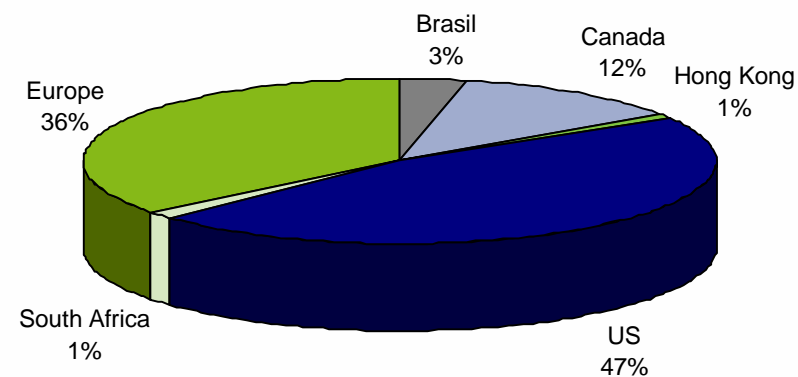
As of Aug 4, 2008

Components, Weightings, Overlappings (3/10): DJ EURO STOXX®/STOXX® 600 Oil & Gas and DJ Oil& Gas Titans 30SM

DJ EURO STOXX®/STOXX® 600 Oil & Gas Futures
Traded Volume



Geographic Breakdown of the DJ Oil & Gas Titans 30 IndexSM



As of Aug 4, 2008

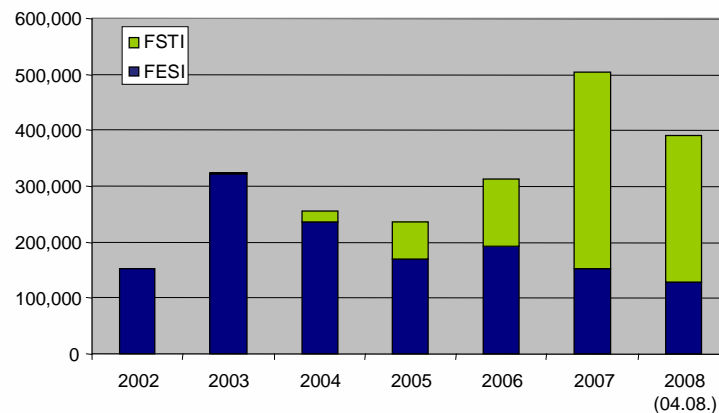
Components, Weightings, Overlappings (4/10): DJ EURO STOXX®/STOXX® 600 Oil & Gas and DJ Oil & Gas Titans 30SM

Reporting Instrument	ISIN	Weight in DJ Oil & Gas Titans 30 (DJTENG)	Weight in DJ STOXX 600 Oil & Gas (SXEP)	Weight in DJ Euro STOXX Oil & Gas (SXEE)
Exxon Mobil Corp.	US30231G1022	10,31%	-	-
BP	GB0007980591	10,06%	24,13%	-
Chevron Corp.	US1667641005	9,02%	-	-
TOTAL	FR0000120271	8,37%	20,07%	50,58%
ROYAL DUTCH SHELL A	GB00B03MLX29	6,50%	15,59%	-
ConocoPhillips	US20825C1045	5,95%	-	-
Schlumberger Ltd.	AN8068571086	5,90%	-	-
ENI	IT0003132476	4,19%	10,05%	25,32%
BG GRP	GB0008762899	3,75%	8,98%	-
Petroleo Brasileiro S/A Pref	BRPETRACNPR6	3,41%	-	-
Occidental Petroleum Corp.	US6745991058	3,20%	-	-
EnCana Corp.	CA2925051047	2,85%	-	-
Suncor Energy Inc.	CA8672291066	2,64%	-	-
Canadian Natural Resources Ltd.	CA1363851017	2,22%	-	-
Halliburton Co.	US4062161017	2,01%	-	-
Devon Energy Corp.	US25179M1036	1,94%	-	-
Apache Corp.	US0374111054	1,87%	-	-
Marathon Oil Corp.	US5658491064	1,68%	-	-
STATOILHYDRO	NO0010096985	1,50%	3,61%	-
Hess Corp.	US42809H1077	1,42%	-	-
Anadarko Petroleum Corp.	US0325111070	1,35%	-	-
REPSOL YPF	ES0173516115	1,31%	3,14%	7,91%
Baker Hughes Inc.	US0572241075	1,28%	-	-
Sasol Ltd.	ZAE000006896	1,26%	-	-
Petro-Canada	CA71644E1025	1,19%	-	-
TransCanada Corp.	CA89353D1078	1,16%	-	-
CNOOC Ltd.	HK0883013259	1,13%	-	-
Talisman Energy Inc.	CA87425E1034	0,97%	-	-
Valero Energy Corp.	US91913Y1001	0,86%	-	-
Imperial Oil Ltd.	CA4530384086	0,71%	-	-

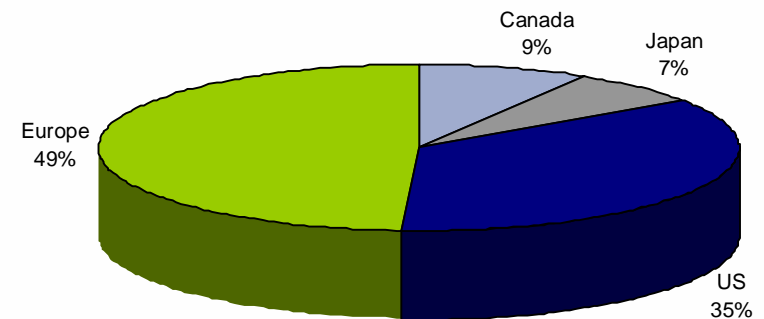
As of Aug 4, 2008

Components, Weightings, Overlappings (5/10): DJ EURO STOXX®/STOXX® 600 Insurance and DJ Insurance Titans 30SM

DJ EURO STOXX®/STOXX® 600 Insurance Futures
Traded Volume



Geographic Breakdown of the DJ Insurance Titans 30 IndexSM



As of Aug 4, 2008

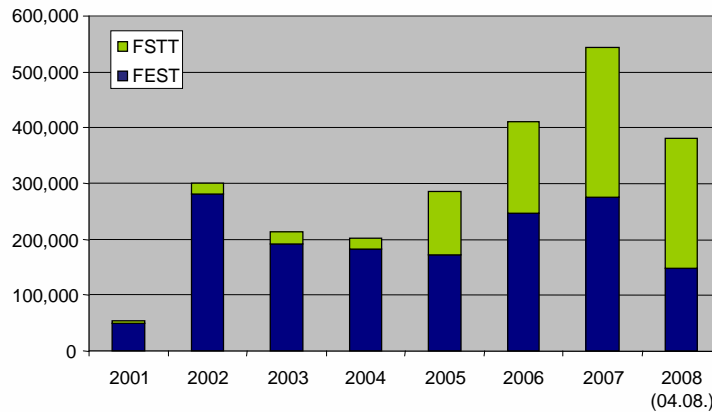
Components, Weightings, Overlappings (6/10): DJ EURO STOXX®/STOXX® 600 Insurance and DJ Insurance Titans 30SM

Reporting Instrument	ISIN	Weight in DJ Insurance Titans 30 (DJTINN)	Weight in DJ STOXX 600 Insurance (SXIP)	Weight in DJ Euro STOXX Insurance (SXIE)
Allianz	DE0008404005	8,96%	15,02%	23,52%
ING	NL0000303600	7,84%	13,14%	20,57%
American International Group Inc.	US0268741073	7,29%	-	-
Manulife Financial Corp.	CA56501R1064	6,20%	-	-
AXA	FR0000120628	6,01%	10,07%	15,77%
ASSICURAZIONI GENERALI	IT0000062072	4,71%	7,89%	12,35%
Zurich Financial Services	CH0011075394	4,45%	7,45%	-
Münchener Rück	DE0008430026	4,01%	6,72%	10,52%
Prudential Financial Inc.	US7443201022	3,56%	-	-
Tokio Marine Holdings Inc.	JP3910660004	3,43%	-	-
Travelers Cos. Inc.	US89417E1091	3,13%	-	-
Prudential	GB0007099541	3,10%	5,20%	-
AFLAC Inc.	US0010551028	3,03%	-	-
AVIVA	GB0002162385	3,01%	5,04%	-
Allstate Corp.	US0200021014	2,96%	-	-
Swiss RE	CH0012332372	2,71%	4,54%	-
MetLife Inc.	US59156R1086	2,56%	-	-
Sun Life Financial Inc.	CA8667961053	2,49%	-	-
Hartford Financial Services Group Inc.	US4165151048	2,33%	-	-
Chubb Corp.	US1712321017	2,07%	-	-
ACE Ltd.	CH0044328745	2,03%	-	-
AEGON	NL0000303709	1,85%	3,10%	4,85%
Loews Corp.	US5404241086	1,79%	-	-
T&D Holdings Inc.	JP3539220008	1,71%	-	-
Marsh & McLennan Cos.	US5717481023	1,70%	-	-
Mitsui Sumitomo Insurance Group Holdings Inc.	JP3890310000	1,55%	-	-
Progressive Corp.	US7433151039	1,49%	-	-
Lincoln National Corp.	US5341871094	1,45%	-	-
Legal & General GRP	GB0005603997	1,34%	2,25%	-
Old Mutual	GB0007389926	1,24%	2,08%	-

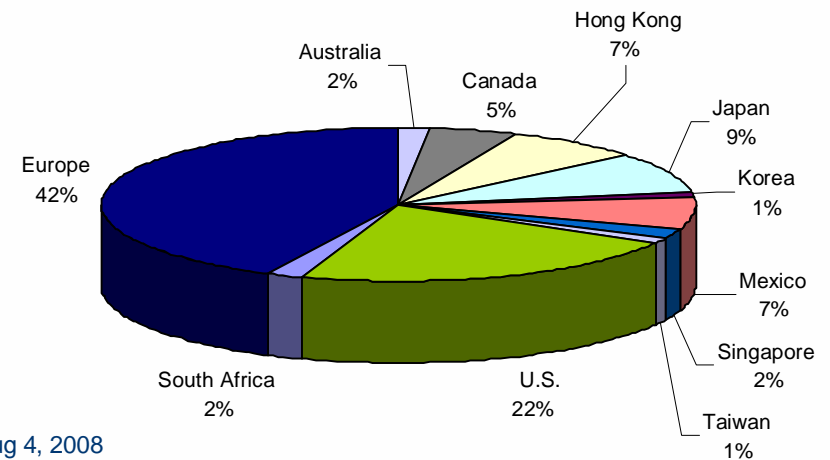
As of Aug 4, 2008

Components, Weightings, Overlappings (7/10): DJ EURO STOXX®/STOXX® 600 Telecom. and DJ Telecom. Titans 30SM

**DJ EURO STOXX®/STOXX® 600 Telecommunications
Futures
Traded Volume**



Geographic Breakdown of the DJ Telecommunications Titans 30 IndexSM



As of Aug 4, 2008

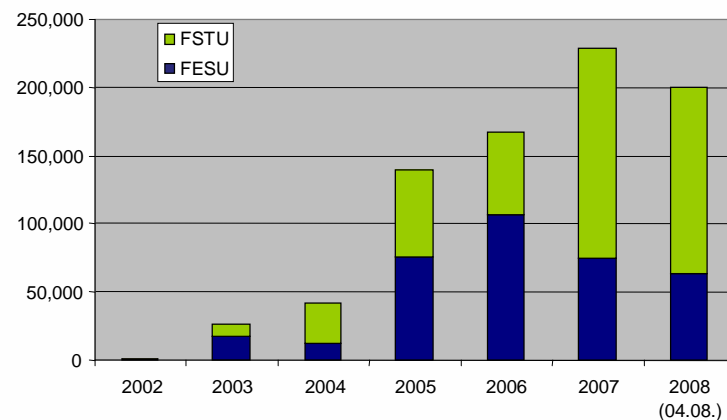
Components, Weightings, Overlappings (8/10): DJ EURO STOXX®/STOXX® 600 Telecom. and DJ Telecom. Titans 30SM

Reporting Instrument	ISIN	Weight in DJ Telecommu- nications Titans 30 (DJTTEL)	Weight in DJ STOXX 600 Telecommu- nications (SXKP)	Weight in DJ Euro STOXX Telecommu- nications (SXKE)
Verizon Communications Inc.	US92343V1044	9,95%	-	-
Telefonica S.A.	ES0178430E18	9,92%	20,56%	35,73%
Vodafone Group PLC	GB00B16GWD56	9,58%	27,31%	-
AT&T Inc.	US00206R1023	8,92%	-	-
France Telecom	FR0000133308	6,25%	11,33%	19,70%
China Mobile Ltd.	HK0941009539	5,88%	-	-
Deutsche Telekom AG	DE0005557508	5,40%	9,79%	17,01%
America Movil S.A.B. de C.V. Series L	MXP001691213	4,32%	-	-
Royal KPN N.V.	NL0000009082	3,28%	5,95%	10,34%
BCE Inc.	CA05534B7604	3,23%	-	-
NTT DoCoMo Inc.	JP3165650007	2,93%	-	-
BT Group PLC	GB0030913577	2,75%	4,98%	-
Nippon Telegraph & Telephone Corp.	JP3735400008	2,57%	-	-
Sprint Nextel Corp.	US8520611000	2,38%	-	-
KDDI Corp.	JP3496400007	1,94%	-	-
Carso Global Telecom S.A.B. de C.V.	MXP740451010	1,92%	-	-
Singapore Telecommunications Ltd.	SG1T75931496	1,91%	-	-
Telecom Italia S.p.A.	IT0003497168	1,86%	3,38%	5,87%
MTN Group Ltd.	ZAE000042164	1,86%	-	-
TeliaSonera AB	SE0000667925	1,72%	3,11%	-
Telstra Corp. Ltd.	AU000000TLS2	1,62%	-	-
Rogers Communications Inc. CI B	CA7751092007	1,62%	-	-
China Unicom Ltd.	HK0762009410	1,42%	-	-
Softbank Corp.	JP3436100006	1,39%	-	-
Chunghwa Telecom Co. Ltd.	TW0002412004	1,27%	-	-
Telenor ASA	NO0010063308	1,26%	2,28%	-
Portugal Telecom SGPS S/A	PTPTCOAM0009	0,86%	1,56%	2,72%
Telefonos de Mexico S.A.B. de C.V. L	MXP904131325	0,74%	-	-
SK Telecom Co. Ltd.	KR7017670001	0,71%	-	-
Qwest Communications International Inc.	US7491211097	0,54%	-	-

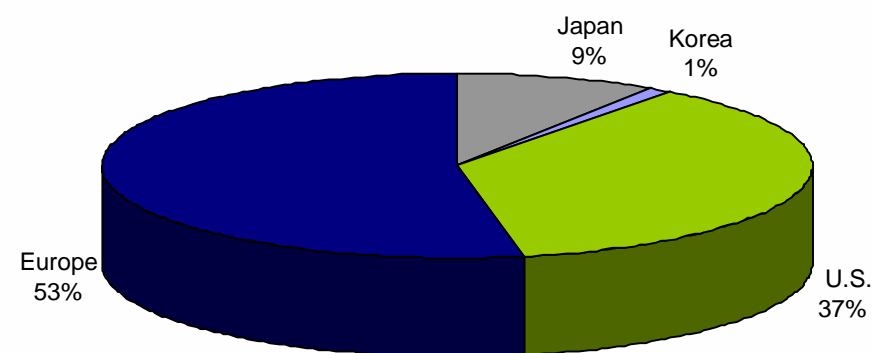
As of Aug 4, 2008

Components, Weightings, Overlappings (9/10): DJ EURO STOXX®/STOXX® 600 Utilities and DJ Utilities Titans 30SM

DJ EURO STOXX® / STOXX® 600 Utilities Futures
Traded Volume



Geographic Breakdown of the DJ Utilities Titans 30 IndexSM



As of Aug 4, 2008

Components, Weightings, Overlappings (10/10): DJ EURO STOXX®/STOXX® 600 Utilities and DJ Utilities Titans 30SM

Reporting Instrument	ISIN	Weight in DJ Utilities Titans 30 (DJTUTS)	Weight in DJ STOXX 600 Utilities (SX6P)	Weight in DJ Euro STOXX Utilities (SX6E)
E.ON AG	DE000ENAG999	10,30%	19,44%	25,17%
GDF Suez S.A.	FR0010208488	9,31%	12,75%	16,51%
Iberdrola S.A.	ES0144580Y14	6,10%	8,36%	10,82%
RWE AG	DE0007037129	5,83%	7,99%	10,34%
Exelon Corp.	US30161N1019	5,78%	-	-
Enel S.p.A.	IT0003128367	4,79%	6,56%	8,50%
Tokyo Electric Power Co. Inc.	JP3585800000	4,57%	-	-
National Grid PLC	GB00B08SNH34	3,99%	5,46%	-
Southern Co.	US8425871071	3,23%	-	-
Dominion Resources Inc. (Virginia)	US25746U1097	2,90%	-	-
Scottish & Southern Energy PLC	GB0007908733	2,82%	3,87%	-
Electricite de France S.A.	FR0010242511	2,80%	3,83%	4,96%
FPL Group Inc.	US3025711041	2,64%	-	-
Duke Energy Corp.	US26441C1053	2,60%	-	-
Centrica PLC	GB00B033F229	2,57%	3,51%	-
FirstEnergy Corp.	US3379321074	2,51%	-	-
Kansai Electric Power Co. Inc.	JP3228600007	2,49%	-	-
Veolia Environnement S.A.	FR0000124141	2,44%	3,34%	4,32%
Public Service Enterprise Group Inc.	US7445731067	2,40%	-	-
Entergy Corp.	US29364G1031	2,36%	-	-
Fortum Oyj	FI0009007132	2,22%	3,04%	3,94%
Chubu Electric Power Co. Inc.	JP3526600006	2,19%	-	-
Williams Cos.	US9694571004	2,07%	-	-
PPL Corp.	US69351T1060	1,93%	-	-
American Electric Power Co. Inc.	US0255371017	1,87%	-	-
Edison International	US2810201077	1,64%	-	-
PG&E Corp.	US69331C1080	1,58%	-	-
Constellation Energy Group Inc.	US2103711006	1,58%	-	-
Sempra Energy	US8168511090	1,52%	-	-
Korea Electric Power Corp.	KR7015760002	0,96%	-	-

As of Aug 4, 2008

Extension of Sector Index Product Range

Agenda

At a Glance

Products Specifications

The Dow Jones Sector Titans IndexesSM

The Dow Jones EURO STOXX[®]/STOXX[®] 600 Supersectors

Fees & Pricing

OTC Facility

Contacts

Fees & Pricing

- DJ Sector Titans 30SM and DJ Global Titans 50SM (USD) Index Futures
 - USD 0.50 per contract
 - OTC: USD 0.75 per contract
- DJ EURO STOXX[®] and DJ STOXX[®] 600 Sector Index Futures (including Real Estate Sector Futures)
 - EUR 0.30 per contract
 - OTC: EUR 0.45 per contract
- DJ EURO STOXX[®] and DJ STOXX[®] 600 Sector Index Options (including Real Estate Sector Options)
 - A-Account: EUR 0.30 per contract
 - P-Account: EUR 0.30 per contract
 - M-Account: EUR 0.15 per contract (PMM)

Extension of Sector Index Product Range

Agenda

At a Glance

Products Specifications

The Dow Jones Sector Titans IndexesSM

The Dow Jones EURO STOXX[®]/STOXX[®] 600 Supersectors

Fees & Pricing

OTC Facility

Contacts

OTC Block Trade Facility

- Minimum size for OTC Block Trade Facility

Futures	Prod. Code	Min Block Size
DJ Banks Titans 30 Index SM	FGSB	1
DJ Oil & Gas Titans 30 Index SM	FGSE	1
DJ Insurance Titans 30 Index SM	FGSI	1
DJ Telecommunications Titans 30 Index SM	FGST	1
DJ Utilities Titans 30 Index SM	FGSU	1
DJ Global Titans 50 Index SM (USD)	FT50	100
DJ EURO STOXX [®] Sector (incl. Real Estate) Indexes	FES*	250
DJ STOXX [®] 600 Sector (incl. Real Estate) Indexes	FST*	250
Options		
DJ EURO STOXX [®] Sector (incl. Real Estate) Indexes	OES*	250
DJ STOXX [®] 600 Sector (incl. Real Estate) Indexes	OST*	250

- Introduction of Flexible Futures and Options Functionality
- Introduction of EFPI

* Plus sector specific letter; e.g. „L“ for Real Estate (FESL, FSTL, OESL, OSTL)

Extension of Sector Index Product Range

Agenda

At a Glance

Products Specifications

The Dow Jones Sector Titans IndexesSM

The Dow Jones EURO STOXX[®]/STOXX[®] 600 Supersectors

Fees & Pricing

OTC Facility

Contacts

Contacts

Eurex Sales London

Andrew Hodgson

Andrew.Hodgson@eurexchange.com Tel.: +44-207-8 62 72 21

Eurex Sales Frankfurt

Marco Inzerillo

Marco.Inzerillo@eurexchange.com Tel.: +49-69-211-1 72 91

Eurex Sales Paris

Alexandra Morelle

Alexandra.Morelle@eurexchange.com Tel.: +33-1-55 27 67 69

Product Strategy

Christine Heyde

Christine.Heyde@eurexchange.com Tel.: +49-69-211-1 56 98

Back up

Backup (1/1)

Market Making Scheme for Sector Options – Quote Obligations

Minimum Quote Size

Term	Quotation on request (RMM)	Permanent quotation (PMM/AMM)	Permanent quotation (PMM short)
< 24 Months	50	20	100
> 24 Months		20	100

Maximum Spreads

Term (Months)	Bid range (index points)	Maximum Spread (index points)
< 24	0 - 5.3	0.80
	> 53.3	8.00
	5.4 - 53.3	15%

Eurex currently offers 3 Market-Making programs for sector index options

- 1.) RMM – Quotation on Request (answer incoming quote request)
- 2.) PMM – Permanent quotation of a set range of contract months and strikes
- 3.) PMM Short - Permanent quotation of smaller range of contract months, but with higher minimum quote sizes

Eurex – The European Derivatives Exchange | Disclaimer

© Eurex 2008

Deutsche Börse AG (DBAG), Clearstream Banking AG (Clearstream), Eurex Frankfurt AG, Eurex Clearing AG (Eurex Clearing) as well as Eurex Bonds GmbH (Eurex Bonds) and Eurex Repo GmbH (Eurex Repo) are corporate entities and are registered under German law. Eurex Zürich AG is a corporate entity and is registered under Swiss law. Clearstream Banking S.A. is a corporate entity and is registered under Luxembourg law. U.S. Exchange Holdings, Inc. and International Securities Exchange Holdings, Inc. (ISE) are corporate entities and are registered under U.S. American law. Eurex Frankfurt AG (Eurex) is the administrating and operating institution of Eurex Deutschland. Eurex Deutschland and Eurex Zürich AG are in the following referred to as the "Eurex Exchanges".

All intellectual property, proprietary and other rights and interests in this publication and the subject matter hereof (other than certain trademarks and service marks listed below) are owned by DBAG and its affiliates and subsidiaries including, without limitation, all patent, registered design, copyright, trademark and service mark rights. While reasonable care has been taken in the preparation of this publication to provide details that are accurate and not misleading at the time of publication DBAG, Clearstream, Eurex, Eurex Clearing, Eurex Bonds, Eurex Repo as well as the Eurex Exchanges and their respective servants and agents (a) do not make any representations or warranties regarding the information contained herein, whether express or implied, including without limitation any implied warranty of merchantability or fitness for a particular purpose or any warranty with respect to the accuracy, correctness, quality, completeness or timeliness of such information, and (b) shall not be responsible or liable for any third party's use of any information contained herein under any circumstances, including, without limitation, in connection with actual trading or otherwise or for any errors or omissions contained in this publication. This publication is published for information purposes only and shall not constitute investment advice respectively does not constitute an offer, solicitation or recommendation to acquire or dispose of any investment or to engage in any other transaction. This publication is not intended for solicitation purposes but only for use as general information. All descriptions, examples and calculations contained in this publication are for illustrative purposes only.

Eurex offers services directly to members of the Eurex exchanges. Those who desire to trade any products available on the Eurex market or who desire to offer and sell any such products to others, should consider legal and regulatory requirements of those jurisdictions relevant to them, as well as the risks associated with such products, before doing so. Eurex derivatives (other than Dow Jones EURO STOXX 50® Index Futures contracts, Dow Jones STOXX 50® Index Futures contracts, Dow Jones STOXX® 600 Index Futures contracts, Dow Jones STOXX® Large/Mid/Small 200 Index Futures contracts, Dow Jones EURO STOXX® Banks Futures contracts, Dow Jones STOXX® 600 Banks/Industrial Goods & Services/Insurance/Media/Personal & Household Goods/Travel & Leisure/Utilities Futures contracts, Dow Jones Global Titans 50 IndexSM Futures contracts, DAX® Futures contracts, MDAX® Futures contracts, Eurex inflation derivatives, and Eurex interest rate derivatives) are currently not available for offer, sale or trading in the United States or by United States persons.

Trademarks and Service Marks

Buxl®, DAX®, DivDAX®, eb.rexx®, Eurex®, Eurex Bonds®, Eurex Repo®, Euro GC Pooling®, Eurex Strategy WizardSM, EXTF®, FDAX®, FWB®, MDAX®, ODAX®, TecDAX®, VDAX®, VDAX-NEW®, Xetra® and XTF Exchange Traded Funds® are registered trademarks of DBAG.

The service mark MSCI Russia is the exclusive property of Morgan Stanley Capital International, Inc.

RDXxt® is a registered trademark of Wiener Börse AG (Vienna Stock Exchange).

iTraxx® is a registered trademark of International Index Company Limited (IIC) and has been licensed for the use by Eurex. IIC does not approve, endorse or recommend Eurex or iTraxx® Europe 5-year Index Futures, iTraxx® Europe HiVol 5-year Index Futures and iTraxx® Europe Crossover 5-year Index Futures.

Eurex is solely responsible for the creation of the Eurex iTraxx® Credit Futures contracts, their trading and market surveillance. ISDA® neither sponsors nor endorses the product's use. ISDA® is a registered trademark of the International Swaps and Derivatives Association, Inc.

SLI®, SMI®, SMIM®, SPI® and VSMI® are registered trademarks of SWX Swiss Exchange.

STOXX®, Dow Jones STOXX® 600 Index, Dow Jones STOXX® Large 200 Index, Dow Jones STOXX® Mid 200 Index, Dow Jones STOXX® Small 200 Index, Dow Jones STOXX® TMI Index, VSTOXX® Index, Dow Jones EURO STOXX 50® DVP, Dow Jones EURO STOXX® Select Dividend 30 Index, Dow Jones EURO STOXX®/STOXX® 600 Sector Indexes as well as the Dow Jones EURO STOXX 50® Index and Dow Jones STOXX 50® Index are service marks of STOXX Ltd. and/or Dow Jones & Company, Inc.

Dow Jones, Dow Jones Global Titans 50 IndexSM and Dow Jones Sector Titans IndexesSM are service marks of Dow Jones & Company, Inc. The derivatives based on these indexes are not sponsored, endorsed, sold or promoted by STOXX Ltd. or Dow Jones & Company, Inc., and neither party makes any representation regarding the advisability of trading or of investing in such products.

The names of other companies and third party products may be trademarks or service marks of their respective owners.