

Equity Index Derivatives

*Dow Jones EURO STOXX[®],
Dow Jones STOXX[®] 600,
Dow Jones Titans 30SM
Sector Index Derivatives –*

*Green Light to Expand Your
Opportunities in a Growing
Segment*



Eurex Frankfurt AG
Neue Börsenstraße 1
60487 Frankfurt/Main
Germany

Eurex Zürich AG
Selnastrasse 30
8021 Zurich
Switzerland

www.eurexchange.com

e u r e x



Content

- 02 *Eurex Completes Product Range in Sector Index Derivatives*
- 04 *The Dow Jones STOXX® and Dow Jones Titans Derivatives*
- 08 *Trend Towards Broader Sector Coverage*
- 09 *Spotlight on Dow Jones EURO STOXX®/ STOXX® 600 Banks Derivatives*
- 11 *OTC Functions Provide Risk Minimization and Cost Efficiencies*
- 14 *The Underlying Indexes: Structure and Composition*
- 16 *Catching all Opportunities*
- 18 *Trading Sector Index Derivatives on Eurex: Your Advantages*
- 19 *Eurex Sector Index Derivatives – Contract Specifications*
- 19 *Eurex Sector Index Derivatives – Trading Hours, Trading Fees*
- 22 *Contacts*

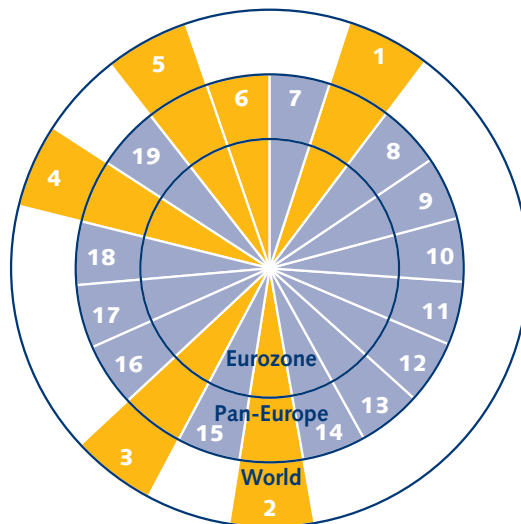
Eurex Completes Product Range in Sector Index Derivatives

Investment trends in the past years have shifted away from the Eurozone to pan-European index investing, making it ever more important to choose the right industry and consequently investing in selected issues from specific economic sectors. The popularity of sector overlay strategies has been growing and Eurex's product offering to fulfil the market's needs along with it.

Since the introduction of derivatives on the Dow Jones EURO STOXX® and Dow Jones STOXX® 600 Sector Indexes in 2001, Eurex has continuously extended its sector product range and has become the leading global exchange for sector-based products. Due to this steady development, market participants have been able to make targeted investments based on trends in individual industries and regions.

In 2008, Eurex continued its strategy to provide products essential for international investing by introducing USD-denominated global sectors with Dow Jones Banks, Insurance, Oil & Gas, Telecommunications and Utilities Titans 30 IndexSM Futures. In addition, the existing EUR-denominated global blue chip futures contract was complemented with USD-denominated futures on Dow Jones Global Titans 50 IndexSM. With the launch of futures and options on Dow Jones EURO STOXX®/STOXX® 600 Real Estate Indexes, Eurex complemented its successful European sector product range.

As a result, institutional and private investors now have at their disposal for trading and risk management purposes futures and options on a total of 19 Eurozone and pan-European sector indexes as well as five futures on the global Dow Jones Sector Titans IndexesSM.



- 1 Dow Jones EURO STOXX®/STOXX® 600 Banks and Dow Jones Banks Titans 30 IndexSM
- 2 Dow Jones EURO STOXX®/STOXX® 600 Insurance and Dow Jones Insurance Titans 30 IndexSM
- 3 Dow Jones EURO STOXX®/STOXX® 600 Oil & Gas and Dow Jones Oil & Gas Titans 30 IndexSM
- 4 Dow Jones EURO STOXX®/STOXX® 600 Telecommunications and Dow Jones Telecommunications Titans 30 IndexSM
- 5 Dow Jones EURO STOXX®/STOXX® 600 Utilities and Dow Jones Utilities Titans 30 IndexSM
- 6 Dow Jones EURO STOXX®/STOXX® 600 Real Estate Indexes
- 7-19 Dow Jones EURO STOXX®/STOXX® 600® Sector Indexes

The Dow Jones STOXX® and Dow Jones Titans Derivatives

The Dow Jones Titans and Dow Jones STOXX® index products listed on Eurex allow the hedging of equity exposures by region, size, style or sector.

Index derivatives on Dow Jones EURO STOXX® and Dow Jones STOXX® 600 include blue chip, small, mid and large cap, select dividend as well as broad and sector based options and futures – covering the Eurozone and pan-European region. They are denominated in euro.

The U.S. dollar based Dow Jones Titans IndexSM derivatives complement this variety of markets by offering access to a global stock universe using blue chip and sector related products.

Dow Jones STOXX® 600 Sector Index Products

ICB Supersector	Futures		Options			
	Eurex Code	Bloomberg/ Reuters ¹	Eurex Code	Bloomberg/Reuters ²	Sector Code	Sector ISIN
Automobiles & Parts	FSTA	SXA Index CT<GO>	OSTA	SXAP Index <OMON>	SXAP	EU0009658681
Banks	FSTB	BJA	OSTB	SX7P	SX7P	EU0009658806
Basic Resources	FSTS	JSA	OSTS	SXPP	SXPP	EU0009658624
Chemicals	FSTC	TXA	OSTC	SX4P	SX4P	EU0009658608
Construction & Materials	FSTN	OGA	OSTN	SXOP	SXOP	EU0009658889
Financial Services	FSTF	OQA	OSTF	SXFP	SXFP	EU0009658848
Food & Beverage	FSTO	PFA	OSTO	SX3P	SX3P	EU0009658749
Health Care	FSTH	HGA	OSTH	SXDP	SXDP	EU0009658723
Industrial Goods & Services	FSTG	QBA	OSTG	SXNP	SXNP	EU0009658905
Insurance	FSTI	JVA	OSTI	SXIP	SXIP	EU0009658822
Media	FSTM	OMA	OSTM	SXMP	SXMP	EU0009658640
Oil & Gas	FSTE	KGA	OSTE	SXEP	SXEP	EU0009658780
Personal & Household Goods	FSTZ	RHA	OSTZ	SXQP	SXQP	CH0019112330
Real Estate	FSTL	SRDA	OSTL	SX86P	SX86P	CH0043274395
Retail	FSTR	QKA	OSTR	SXRP	SXRP	CH0019112553
Technology	FSTY	ULA	OSTY	SX8P	SX8P	EU0009658921
Telecommunications	FSTT	WQA	OSTT	SXKP	SXKP	EU0009658947
Travel & Leisure	FSTV	QQA	OSTV	SXTP	SXTP	CH0019112744
Utilities	FSTU	GPA	OSTU	SX6P	SX6P	EU0009658962

¹ <0#EUREX CODE FUTURES>;, for example <0#FSTB:>

² <0#EUREX CODE FUTURES*.EX>;, for example <0#FSTB*.EX>

Dow Jones EURO STOXX® Sector Index Products

ICB Supersector	Futures		Options			
	Eurex Code	Bloomberg/Reuters ¹	Eurex Code	Bloomberg/Reuters ²	Sector Code	Sector ISIN
Automobiles & Parts	FESA	EBA Index CT<GO>	OESA	SXAE Index <OMON>	SXAE	EU0009658301
Banks	FESB	CAA	OESB	SX7E	SX7E	EU0009658426
Basic Resources	FESS	DAA	OESS	SXPE	SXPE	EU0009658244
Chemicals	FESC	CUA	OESC	SX4E	SX4E	EU0009658228
Construction & Materials	FESN	AWA	OESN	SXOE	SXOE	EU0009658509
Financial Services	FESF	LJA	OESF	SXFE	SXFE	EU0009658467
Food & Beverage	FESO	BNA	OESO	SX3E	SX3E	EU0009658368
Health Care	FESH	HOA	OESH	SXDE	SXDE	EU0009658343
Industrial Goods & Services	FESG	BWA	OESG	SXNE	SXNE	EU0009658525
Insurance	FESI	VOA	OESI	SXIE	SXIE	EU0009658442
Media	FESM	NMA	OESM	SXME	SXME	EU0009658269
Oil & Gas	FESE	QRA	OESE	SXEE	SXEE	EU0009658400
Personal & Household Goods	FESZ	DWA	OESZ	SXQE	SXQE	CH0019112892
Real Estate	FESL	SRIA	OESL	SX86E	SX86E	CH0043274445
Retail	FESR	JAA	OESR	SXRE	SXRE	CH0019113023
Technology	FESY	UAA	OESY	SX8E	SX8E	EU0009658541
Telecommunications	FEST	WZA	OEST	SXKE	SXKE	EU0009658566
Travel & Leisure	FESV	BHA	OESV	SXTE	SXTE	CH0019113122
Utilities	FESU	ITA	OESU	SX6E	SX6E	EU0009658582

¹ <0#EUREX CODE FUTURES>, for example <0#FESB>

² <0#EUREX CODE FUTURES*.EX>, for example <0#FESB*.EX>

Dow Jones Sector Titans IndexSM Products

ICB Supersector	Futures			
	Eurex Code	Bloomberg	Sector Code	Sector ISIN
Banks	FGSB	BTIA Index CT<GO>	DJTBAK	XC0006972928
Insurance	FGSI	ITIA Index CT<GO>	DJTINN	XC0006973025
Oil & Gas	FGSE	OGTA Index CT<GO>	DJTENG	XC0006972977
Telecom.	FGST	TTIA Index CT<GO>	DJTTEL	XC0006973066
Utilities	FGSU	UTIA Index CT<GO>	DJTUTS	XC0006973082

Dow Jones Global Titans 50 IndexSM Products

Contract	Eurex Code	Bloomberg	Sector ISIN
DJ Global Titans 50 Index SM Futures (EUR)	FGTI	IZA Index CT<GO>	XC0006602129
DJ Global Titans 50 Index SM Options (EUR)	OGTI	DJGTE Index <OMON>	XC0006602129
DJ Global Titans 50 Index SM Futures (USD)	FT50	LTIA Index CT<GO>	US2605641099

Contract specifications of all sector index products are based on the same concept. They have been specifically designed for investors with increasingly multinational and single industry-oriented trading strategies.

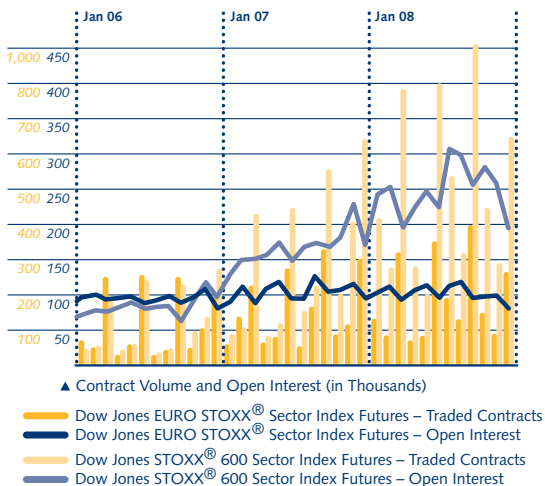
The Dow Jones EURO STOXX®/STOXX® 600 as well as Dow Jones Sector Titans IndexSM derivatives are composed to capture the risk characteristics of a specific market sector. Each underlying sector

index thus reflects the development of a specific industry by grouping companies that have similar primary sources of revenue and responses to market factors. The sector derivative products at Eurex facilitate the alignment of a portfolio's risk/return profile with investor's individual market expectations for the respective industry – a significant trading advantage as it sidesteps the necessity of investing in a potentially wide array of underlying assets or associated derivatives.

Trend Towards Broader Sector Coverage

The market has seen a trend towards broader sector coverage in recent years. As globalization has become one of the main forces behind today's market, sector investment shows high trading volume, with the pan-European area becoming more attractive. And the trend continues: Companies have moved towards offering more globally universal products and services, while benefiting from enormous economies of scale in production, distribution, marketing and management. As a result, it has become more important to identify the most attractive companies within a given sector globally rather than within a given region. Thus, globalization has also brought with it an emergence of new multinational, mega-corporations: the Global Titans. With derivatives on the Dow Jones Global Titans 50 IndexSM and futures on the most promising sectors of the Dow Jones Sector Titans IndexSM (Banks, Insurance, Telecommunications, Utilities and Oil & Gas), Eurex offers the corresponding products and diverse trading opportunities.

Dow Jones EURO STOXX®/STOXX® 600 Sector Index Futures – Traded Contracts and Open Interest

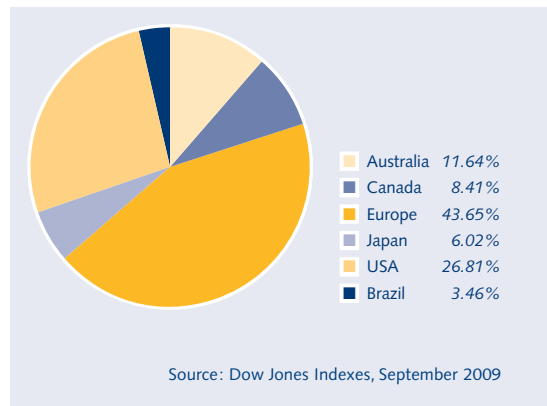


Spotlight on Dow Jones EURO STOXX®/STOXX® 600 Banks Derivatives

Over past years, investors around the world have shown a strong interest in trading and investing in individual bank stocks as well as the entire banking sector. With more than 1.6 million contracts traded in the Dow Jones EURO STOXX®/STOXX® 600 Banks Futures and Options until the end of October 2009 (year to date), the banking sector is the most heavily traded one within these broad indexes. 77 percent of the trading volume results from sector futures covering the pan-European region.

The Dow Jones Banks Titans 30SM Futures cover – in addition to Europe – also bank stocks of the Americas and Asia/Pacific. This makes this global sector futures contract an ideal vehicle for investing in U.S., European and Asian/Pacific equity markets. Investors benefit, at reduced cost, from immediate exposure to the 30 leading global banking stocks at the level of the index weighting.

Geographic Breakdown of the Dow Jones Banks Titans 30 IndexSM



Source: Dow Jones Indexes, September 2009

**Components, Weightings, Overappings:
Dow Jones EURO STOXX®/STOXX® 600 Banks and
Dow Jones Banks Titans 30 IndexSM**

Reporting Instrument	Weight in DJ Banks Titans 30 Index SM (DJTBAK) in Percent	Weight in DJ STOXX® 600 Banks Index (SX7P) in Percent	Weight in DJ EURO STOXX® Banks Index (SX7E) in Percent
Australia & New Zealand Banking Group Ltd.	2.6	-	-
Banco Bilbao Vizcaya Argentaria S.A.	3.4	5.7	10.3
Banco Bradesco S.A.	1.5	-	-
Banco Santander S.A.	6.7	11.3	20.3
Bank of America Corp.	6.4	-	-
Bank of Nova Scotia	2.1	-	-
Barclays PLC	3.1	5.2	-
BNP Paribas	3.9	6.7	11.9
Citigroup Inc.	3.2	-	-
Commonwealth Bank of Australia	3.5	-	-
Credit Agricole S.A.	1.1	1.8	3.3
Credit Suisse Group AG	2.8	4.8	-
Deutsche Bank AG	2.3	3.9	7.0
HSBC Holdings PLC	9.3	15.8	-
Intesa Sanpaolo S.p.A.	2.0	3.4	6.1
Itau Unibanco Holding S.A.	2.1	-	-
JPMorgan Chase & Co.	8.3	-	-
Lloyds Banking Group PLC	1.1	1.9	-
Mitsubishi UFJ Financial Group Inc.	2.8	-	-
Mizuho Financial Group Inc.	1.2	-	-
National Australia Bank Ltd.	2.8	-	-
Royal Bank of Canada	3.6	-	-
Societe Generale	2.5	4.3	7.7
Sumitomo Mitsui Financial Group Inc.	1.6	-	-
Toronto-Dominion Bank	2.5	-	-
UBS AG	3.0	5.2	-
UniCredit S.p.A.	2.9	4.8	8.7
US Bancorp	2.2	-	-
Wells Fargo & Co.	6.0	-	-
Westpac Banking Corp.	3.5	-	-
	100.0	74.8	75.3

Source: Bloomberg, October 2009

**OTC Functions Provide Risk Minimization and
Cost Efficiencies**

Naturally, the sector index products can also be traded outside the Exchange order book, through our user-friendly OTC facilities. When it comes to the settlement of your options and futures transactions, you will benefit from all advantages that are otherwise only offered within the scope of exchange trading: cost-efficient straight-through processing, along with counterparty risk mitigation since Eurex Clearing assumes the role of central counterparty.

The following OTC facilities are available for trading in the different sector index products:

OTC Block Trade Facility

Eurex Clearing's OTC Block Trade facility allows market participants, to enter over-the-counter transactions in sector index products where the price has been negotiated bilaterally. While the trades are done "off-exchange", investors can still benefit from mitigated counterparty risk and trade processing when booking their trades to the Eurex® system. A minimum number of contracts has been set for each specific product admitted to block-trading. (Please see the table on page 13 for detailed information.)

OTC Flexible Futures and OTC Flexible Options Facilities

The Flexible Futures and Flexible Options facilities allow market participants to benefit from tailor-made options and futures trades and a high flexibility in trading. (Please see the table on page 13 for detailed information on the minimum trading sizes for the flexible contracts facilities.)

For transactions in sector index derivatives the OTC flexible contracts facilities allow for a customization of the exercise price, expiration date and exercise style for options and for tailoring futures in terms of maturity.

OTC Exchange for Physicals (EFPI Trades) and Exchange for Swaps (EFS Trades) for Equity Index Futures

The OTC EFPI Trade facility allows for the simultaneous purchase (sale) of equity index futures and sale (purchase) of qualifying cash equities, whereas the EFS Trade facility allows customers to agree to the purchase (sale) of equity index futures and the simultaneous sale (purchase) of an equity index swap.

This facility permits maximum flexibility in transacting sector swap or basket trades (Reporting Transaction) in combination with Eurex sector futures (Position-generating Transaction) without incurring any execution risk. EFS/EFPI Trades are not subject to block trade threshold levels but are based on the related exchange of an underlying swap/equity basket and futures agreed between counterparties.

OTC Vola Trades

In general, an OTC Volatility Trade involves combining an OTC futures trade with an existing options position, in order to offset that option's delta.

For OTC Vola Trades in sector index products the following combinations are available:

DJ EURO STOXX® Sector Index Futures	DJ EURO STOXX® Sector Index Options
DJ STOXX® 600 Sector Index Futures	DJ STOXX® 600 Sector Index Options
DJ Global Titans 50 Index SM Futures (EUR)	DJ Global Titans 50 Index SM Options

The pre-existing position can either be exchange-traded or entered into through an Eurex OTC facility (e.g. OTC Block Trade facility).

Availability of OTC Facilities for Sector Index Products & Minimum Trading Sizes

	DJ EURO STOXX® Sector Index Futures	DJ STOXX® 600 Sector Index Futures	DJ Sector Titans Index SM Futures	DJ Global Titans 50 Index SM Futures (EUR)	DJ Global Titans 50 Index SM Futures (USD)	DJ EURO STOXX® Sector Index Options	DJ STOXX® 600 Sector Index Options	DJ Global Titans 50 Index SM Options (EUR)
OTC Block Trade Facility	X	X	X	X	X	X	X	X
OTC Flexible Futures Facility	X	X	X	X	X			
OTC Flexible Options Facility						X	X	X
OTC Exchange for Physicals – EFPI Trades	X	X	X	X	X			
OTC Exchange for Swaps – EFSI Trades	X	X	X	X	X			
OTC Vola Trade Facility	X	X		X		X	X	X
Minimum Trading Sizes for Block and Flexible Trades	250	250	1	100	100	100	100	100

For detailed information on the OTC facilities please visit www.eurexchange.com > Trading > Wholesale Trading

The Underlying Indexes: Structure and Composition

STOXX Ltd. is a joint venture of Deutsche Börse AG, Dow Jones & Company and SIX Swiss Exchange.¹ Launched in 1998, in advance of the European Monetary Union, the introduction of the euro and the creation of the Eurozone, the Dow Jones STOXX® Indexes have become Europe's leading indexes in a fast and impressive success story.

Dow Jones STOXX® 600 Supersector Indexes represent the largest European companies, whereas the Dow Jones EURO STOXX® Supersector Indexes represent the largest Eurozone companies in each of the 19 supersectors as defined by the Industry Classification Benchmark (ICB). In addition to the Dow Jones EURO STOXX® sectors, which cover Austria, Belgium, Finland, France, Germany, Greece, Ireland, Italy, Luxembourg, the Netherlands, Portugal and Spain the Dow Jones STOXX® 600 sectors also comprises companies from Denmark, Norway, Sweden, Switzerland and the United Kingdom.

The indexes component number is variable while its weighting is based on free float market capitalization being reviewed on a quarterly basis, namely in March, June, September and December. A new calculation is done every 15 seconds during local trading hours.

The calculation for Dow Jones Sector Titans IndexesSM is provided by Dow Jones Indexes and they are part of the Dow Jones Titans IndexesSM family which measures the performance of the largest stocks within countries, sectors and regions.

These global indexes cover large-cap stocks in sectors such as financial services, chemicals, industrial goods and services, energy, consumer goods, and noncyclical goods and services. The flagship index of the series – the Dow Jones Global Titans 50 IndexSM includes the world's largest multinational companies. The index universe is defined as all stocks that are part of the Dow Jones World IndexSM. It covers only those countries that are accessible to non-residents and those that provide access to real-time and historical market data. All equity securities that trade on major exchanges of these countries and have been screened for share class and liquidity, are eligible for selection.

Stocks for the Dow Jones Sector Titans IndexesSM are chosen based on float-adjusted market capitalization, revenue and net income. Selected as index components are the top 30 companies. The composition of each Dow Jones Sector Titans IndexSM is reviewed on an annual basis, denominated in USD as well as local currencies and distributed on a real-time basis through major market data vendors.

Individual stock weightings are capped at ten percent of the index's total float-adjusted weight. The index is calculated every 15 seconds, 24 hours a day.

¹ Deutsche Börse AG and SIX Group will become sole shareholders of STOXX Ltd. in the first quarter of 2010.

Catching all Opportunities

Sector derivatives allow you to implement meaningful trading strategies reflecting their sector based portfolios. This has boosted the popularity of sector overlay strategies both as a means of adding value to core portfolios and achieving adequate investment diversification.

Sector derivative “wrappings” offer numerous advantages over holding underlying shares, namely, these derivatives can help reduce tracking error. Sector indexes are continuously rebalanced, while holding the underlying shares in an attempt to track an index leaves asset managers open to additional risk of actively trading to maintain perfect portfolio composition. It will inevitably be easier to hold one product rather than, say, 30 different single stocks that may comprise a sector index. This is particularly true if your infrastructure or IT platform is operationally restricted.

Thus, sector derivatives are perfect tools for asset managers who have a different assessment on the development of a specific stock within a sector.

Negative returns, for instance, related to industry effects in specific stocks can be offset by shorting the sector with the respective futures position. This ensures a separation of company specific and sector specific factors.

Sector derivatives also give you the opportunity to gain market access, which otherwise might not be possible. For example, an asset manager seeking to short the Dow Jones EURO STOXX® Banks sector could easily sell the sector futures contract for the desired exposure. To replicate

the perfect short sector position via selling the individual shares, one might have to short sell some rather “exotic” stocks, a strategy that is complicated by regulation and potential liquidity constraints.

In addition, sector futures allow you to quickly and swiftly rebalance exposure, reducing it in one sector and increasing it in another sector without buying or selling any particular stock. Sector overlay strategies allow you to have a core equity portfolio and extract alpha by leaving the existing portfolio intact therefore using sector futures to buy those sectors that will outperform and to sell those sectors where underperformance is expected. A turbulent market situation such as the beginning of the subprime crisis, investors could have shorted the banking sector foreseeing more trouble to come for banks and overweight the Oil & Gas sector.

Sector derivatives can also be used in cash-and-carry arbitrage strategies to exploit price imbalances between the cash and futures markets. An investor who sees the sector futures trading above fair value, buys the stocks while simultaneously selling the future, thus profiting from a subsequent shift towards fair value.

Sector derivatives may also provide outperformance versus a stock basket through dividend yield enhancement as well as better stock borrow inventory values. Holding an underlying stock not only leaves you with the responsibility of maintaining the perfect basket, but also puts you on the receiving end of withholding taxes as well as with the added task of distributing your stock into the stock borrow market.

Trading Sector Index Derivatives on Eurex: Your Advantages

Trading sector index derivatives on Eurex gives you many advantages. The central counterparty mitigates the default and credit risk while providing low transaction fees for both trading and clearing, which makes trading index derivatives on Eurex more than attractive. Eurex is one of the leading, global derivatives exchanges, linking over 400 participants from 25 countries. Participants can trade in more than 1,270 products from eleven asset classes ranging from equities, equity indexes, volatility, exchange-traded funds, credit, inflation, dividend derivatives and interest rate derivatives to weather, property and commodity derivatives. Eurex Clearing also offers its members the use of OTC facilities (see page 11).

Eurex Clearing offers sector-based margin groups, in order to offer cross margining between equity options of the same sector and their related sector index futures and options. Eurex Risk-based Margining supports the hierarchical concepts of margin classes and margin groups in which classes showing a high degree of correlation can be bundled into a group for purposes of combined risk evaluation. The process of offsetting opposing risks within a group of instruments showing similar risk characteristics allows Eurex Clearing to reduce margin requirements significantly while still retaining the necessary security.

Finally, the market is kept liquid through Designated Market Makers quoting the Dow Jones EURO STOXX®/STOXX® 600 Sector Index Futures as well as brokers offering brokerage services for Eurex sector products. A full list of companies supporting sector index derivatives is published on page 22/23 of this brochure.

Eurex Sector Index Derivatives – Contract Specifications

Contract Specifications

Underlying Instruments	DJ Banks, Insurance, Oil & Gas, Telecommunications and Utilities Titans 30 Index SM (USD); DJ Global Titans 50 Index SM (EUR/USD).
Contract Value	EUR/USD 100 per index point.
Settlement	Cash settlement, payable on the first exchange day following the Final Settlement Day.
Price Quotation	In points, with one decimal place.
Minimum Price Change	0.1 points, equivalent with a value of EUR/USD 10.
Contract Months	Futures: The three nearest quarterly months of the March, June, September and December cycle. Options: The three nearest successive calendar months, the three following quarterly months of the March, June, September and December cycle thereafter, and the two following semi-annual months of the June and December cycle thereafter.
Final Settlement Price	Average of the respective DJ Sector Titans Index SM and DJ Global Titans 50 Index SM values calculated between 16:50 and 17:00 CET.
Last Trading Day	The third Friday of each maturity/expiration month if this is an exchange day; otherwise the exchange day immediately preceding that day. Close of trading in the maturing futures/expiring option series is at 17:00 CET.

Eurex Sector Index Derivatives – Trading Hours, Trading Fees

Index Products	Trading Hours	Trading Fees
Dow Jones Sector Titans Index SM Futures	07:50–22:00 CET	USD 0.50 per contract USD 0.75 per contract*
Dow Jones Global Titans 50 Index SM Futures (USD)	07:50–22:00 CET	USD 0.50 per contract USD 0.75 per contract*
Dow Jones Global Titans 50 Index SM Futures (EUR)	07:50–22:00 CET	EUR 0.30 per contract EUR 0.45 per contract*
Dow Jones EURO STOXX®/STOXX® 600 Sector Futures	07:50–22:00 CET	EUR 0.30 per contract EUR 0.45 per contract*
Dow Jones EURO STOXX®/STOXX® 600 Sector Options/ Dow Jones Global Titans 50 Index SM Options (EUR)	08:50–17:30 CET	EUR 0.30 per contract (A-/P-accounts) EUR 0.15 (PMM) via M-accounts

*OTC transaction

Contract Specifications

Underlying Instruments	DJ EURO STOXX® and DJ STOXX® 600 Sector Indexes	
Contract Value	EUR 50 per index point.	
Settlement	Cash settlement, payable on the first exchange day following the Final Settlement Day	
Price Quotation	In points, with one decimal place.	
Minimum Price Change	0.1 points, equivalent with a value of EUR 5.	
Contract Months	Futures: The three nearest quarterly months of the March, June, September and December cycle. Options: The three nearest successive calendar months, the three following quarterly months of the March, June, September and December cycle thereafter, and the two following semi-annual months of the June and December cycle thereafter.	
Final Settlement Price	Average of the respective DJ EURO STOXX® and DJ STOXX® 600 Sector Index values calculated between 11:50 and 12:00 CET.	
Last Trading Day	The third Friday of each maturity/expiration month if this is an exchange day; otherwise the exchange day immediately preceding that day. Close of trading in the maturing futures/expiring option series is at 12:00 CET.	
Exercise Prices (Options)	Contract Months	Exercise Price Intervals in Index Points
	≤ 3 months	5
	4–12 months	10
	13–24 months	10

Designated Market-Making Futures

Dow Jones EURO STOXX®/STOXX® 600 Sector Index Futures		
Minimum Size	Maximum Spread in Index Points	Quotation Requirements
75 contracts on both bid and ask sides ³	1.5 ⁴	80% of the daily trading period between 9:00 and 17:30 CET on a monthly average

³ 50 contracts for FESF, FESH, FESL, FESN, FESS, FSTF, FSTN, FSTS, FSTL

⁴ 2 index points for FSTS

Quote Obligations are subject to change. Up-to-date information is available on www.eurexchange.com > Trading > Market Model > Market-Making.

For more information on Eurex sector index futures and options please contact:

Frankfurt

Christine Heyde

T +49-69-211-156 98

e-mail: Christine.Heyde@eurexchange.com

Zurich

Markus-Alexander Flesch

T +41-58-854-29 48

e-mail: Markus-Alexander.Flesch@eurexchange.com

London

Hartmut Klein

T +44-20-78 62-72 20

e-mail: Hartmut.Klein@eurexchange.com

Paris

Alexandra Morelle

T +33-1-55 27-67 69

e-mail: Alexandra.Morelle@eurexchange.com

Chicago

Vassilis Vergotis

T +1-312-544-10 58

e-mail: Vassilis.Vergotis@eurexchange.com

www.eurexchange.com

**Contacts – The Following Companies Support
the Sector Index Derivatives at Eurex**

	Company name	Member ID		Function	Contact Person	Telephone Number
	Aurel BGC	ETCPA		Broker	Christophe Ballini	+33-1-53 89-53 27
	Barclays Bank PLC	BZWFR		Broker	Andrew Packer Mike Foster Roger Hirst	+44-20-77 73-90 31 +44-20-31 34-83 72 +44-20-31 34-83 24
	BNP PARIBAS Arbitrage	BNAPA		Designated Market Maker	Arnaud Dreyfus	+33-1-40-14-60-01
	Citigroup	SAILO		Market Maker	Leith Assouad	+44-20-7986-07 61
	Commerzbank AG	CBKFR		Designated Market Maker	Lars Hermann	+49-69-13 62-16 41
	DekaBank Deutsche Girozentrale	DGZFR		Designated Market Maker	Andreas Krysl	+49-69-7147-73 86
	Deutsche Bank	DBKFR		Broker	Ashley Haynes	+44-20-75 45-99 50
	Dexia Securities France S.A.	ODBPA		Broker	Richard Latrive	+33-1-56 28-50 94
 OYENS & VAN EEGHEN	Iwb Oyens & Van Eeghen Wholesale Brokerage	IWBAM		Broker	Alain Duciel	+33-1-46 46-14 20
	J.P. Morgan Securities Ltd.	JPMFR		Broker	Matthew Lowman Ivan Leverett	+44-20-77 79-34 98 +44-20-77 79-29 80
	Morgan Stanley & Co. International PLC	MGILO		Broker	Nikki Rush	+44-20-74 25-63 61
	Newedge Group	FIMFR		Broker	Matthias Ludwig	+49-69-9459-47 01
	Nomura International	NOICX		Broker	Steve Hazael	+44-20-71 03-80 85
	Société Générale S.A.	SOGFR		Designated Market Maker	Pierre Kervella	+33-1-42 13-58 40
	The Link Asset & Securities Co. Ltd.	TLALO		Broker	Ashley Maddox	+44-20-76 63-49 96
	Timber Hill (Europe) AG	THECX		Designated Market Maker	Alain Perregaux	+41-41-726-50 81
	Positive Equity Ltd.	POSDB		Designated Market Maker	Jason Berry	+353-1-479-41 15

This list is not exhaustive: companies not included in this list may also be contacted.

© Eurex 2009
Deutsche Börse AG (DBAG), Clearstream Banking AG (Clearstream), Eurex Frankfurt AG, Eurex Clearing AG (Eurex Clearing) as well as Eurex Bonds GmbH (Eurex Bonds) and Eurex Repo GmbH (Eurex Repo) are corporate entities and are registered under German law. Eurex Zürich AG is a corporate entity and is registered under Swiss law. Clearstream Banking S.A. is a corporate entity and is registered under Luxembourg law. U.S. Exchange Holdings, Inc. and International Securities Exchange Holdings, Inc. (ISE) are corporate entities and are registered under U.S. American law. Eurex Frankfurt AG (Eurex) is the administering and operating institution of Eurex Deutschland and Eurex Zürich AG are in the following referred to as the "Eurex Exchanges".

All intellectual property, proprietary and other rights and interests in this publication and the subject matter hereof (other than certain trademarks and service marks listed below) are owned by DBAG and its affiliates and subsidiaries including, without limitation, all patent, registered design, copyright, trademark and service mark rights. While reasonable care has been taken in the preparation of this publication to provide details that are accurate and not misleading at the time of publication DBAG, Clearstream, Eurex, Eurex Clearing, Eurex Bonds, Eurex Repo as well as the Eurex Exchanges and their respective servants and agents (a) do not make any representations or warranties regarding the information contained herein, whether express or implied, including without limitation any implied warranty of merchantability or fitness for a particular purpose or any warranty with respect to the accuracy, correctness, quality, completeness or timeliness of such information, and (b) shall not be responsible or liable for any third party's use of any information contained herein under any circumstances, including, without limitation, in connection with actual trading or otherwise or for any errors or omissions contained in this publication.

This publication is published for information purposes only and shall not constitute investment advice respectively does not constitute an offer, solicitation or recommendation to acquire or dispose of any investment or to engage in any other transaction. This publication is not intended for solicitation purposes but only for use as general information. All descriptions, examples and calculations contained in this publication are for illustrative purposes only.

Eurex and Eurex Clearing offer services directly to members of the Eurex exchanges respectively to clearing members of Eurex Clearing. Those who desire to trade any products available on the Eurex market or who desire to offer and sell any such products to others or who desire to possess a clearing license of Eurex Clearing in order to participate in the clearing process provided by Eurex Clearing, should consider legal and regulatory requirements of those jurisdictions relevant to them, as well as the risks associated with such products, before doing so.

Eurex derivatives (other than Dow Jones EURO STOXX 50® Index Futures contracts, Dow Jones EURO STOXX® Select Dividend 30 Index Futures contracts, Dow Jones STOXX 50® Index Futures contracts, Dow Jones STOXX® 600 Index Futures contracts, Dow Jones STOXX® Large/Mid/Small 200 Index Futures contracts, Dow Jones EURO STOXX® Banks Futures contracts, Dow Jones STOXX® 600 Banks/Industrial Goods/Services/Insurance/Medical & Household Goods/Travel & Leisure/Juilleries Futures contracts, Dow Jones Global Titans 50 Index™ Futures contracts, DAX® Futures contracts, MDAX® Futures contracts, TecDAX® Futures contracts, SMIM® Futures contracts, SLI Swiss Leader Index® Futures contracts, RDXX® USD – RDXX Extended Index Futures contracts, Eurex inflation derivatives, Eurex commodity derivatives, Eurex property derivatives and Eurex interest rate derivatives) are currently not available for offer, sale or trading in the United States or by United States persons.

Trademarks and Service Marks

Buxl®, DAX®, DivDAX®, eb.rexx®, Eurex®, Eurex Bonds®, Eurex Repo®, Euro GC Pooling®, Eurex Strategy Wizard™, EXTf®, FDX®, FWB®, MDAX®, ODAX®, SDAX®, TecDAX®, VDAX®, VDAX-NEW®, Xetra® and XTF Exchange Traded Funds® are registered trademarks of DBAG.

The service mark MSCI Russia is the exclusive property of Morgan Stanley Capital International, Inc.

RDXX® is a registered trademark of Wiener Börse AG (Vienna Stock Exchange).

iTraxx® is a registered trademark of International Index Company Limited (IIC) and has been licensed for the use by Eurex. IIC does not approve, endorse or recommend Eurex or iTraxx® Europe 5-year Index Futures, iTraxx® Europe HiVol 5-year Index Futures and iTraxx® Europe Crossover 5-year Index Futures.

Eurex is solely responsible for the creation of the Eurex iTraxx® Credit Futures contracts, their trading and market surveillance. ISDA® neither sponsors nor endorses the product's use. ISDA® is a registered trademark of the International Swaps and Derivatives Association, Inc.

IPD® UK Annual All Property Index is a registered trademark of Investment Property Databank Ltd. (IPD) and has been licensed for the use by Eurex for derivatives.

SLI®, SMI®, SMIM®, SPI® and VSMI® are registered trademarks of SIX Swiss Exchange.

STOXX®, Dow Jones STOXX® 600 Index, Dow Jones STOXX® Large 200 Index, Dow Jones STOXX® Mid 200 Index, Dow Jones STOXX® Small 200 Index, Dow Jones STOXX® TMI Index, VSTOXX® Index, Dow Jones EURO STOXX 50® DVP, Dow Jones EURO STOXX® Select Dividend 30 Index, Dow Jones EURO STOXX®/STOXX® 600 Sector Indexes as well as the Dow Jones EURO STOXX 50® Index and Dow Jones STOXX 50® Index are service marks of STOXX Ltd. and/or Dow Jones & Company, Inc.

Dow Jones, Dow Jones Global Titans 50 Index™ and Dow Jones Sector Titans Indexes™ are service marks of Dow Jones & Company, Inc. Dow Jones-UBS Commodity Index™ and any related sub-indexes are service marks of Dow Jones & Company, Inc. and UBS AG. All derivatives based on these indexes are not sponsored, endorsed, sold or promoted by STOXX Ltd., Dow Jones & Company, Inc. or UBS AG, and neither party makes any representation regarding the advisability of trading or of investing in such products.

All references to London Gold and Silver Fixing prices are used with the permission of The London Gold Market Fixing Limited as well as The London Silver Market Fixing Limited, which for the avoidance of doubt has no involvement with and accepts no responsibility whatsoever for the underlying product to which the Fixing prices may be referenced.

PCS® and Property Claim Services® are registered trademarks of ISO Services, Inc.

Phelix®, Phelix Base® and Phelix Peak® are registered trademarks of European Energy Exchange (EEX) AG.

The names of other companies and third party products may be trademarks or service marks of their respective owners.



© December 2009

Published by
Eurex Frankfurt AG
Neue Börsenstraße 1
60487 Frankfurt / Main
Germany

Eurex Zürich AG
Selnaustrasse 30
8021 Zurich
Switzerland

www.eurexchange.com

Order Number
E5E-274-1209

ARBN Number
Eurex Frankfurt AG ARBN 100 999 764