

# EURO STOXX 50<sup>®</sup> Total Return Futures

Listed Solution for Implied Repo Trading

September 2018



# Content

- Product Summary
- Your Benefits Trading EURO STOXX 50® Total Return Futures
- Volumes since launch
- Euro STOXX 50® Index Dividend Futures versus Euro STOXX 50® Total Return Futures - Outstanding Notional
- About Implied Repo Rate
- Product Structure
- TRF Product Specifications
- Motivation & Examples
- Potential Margin Offsets
- Trade Life Cycle
- Pricing
- Further Information
- Back-up

# Product Summary

## Key Drivers & Objectives

- Index Total Return Futures (TRF) are designed to offer a **listed solution for trading the implied equity repo rate (details on slides 7-8)**.
- **Mitigate capital, collateral and balance sheet pressures** due to the new bilateral margining rules for non-cleared OTC derivatives.
- Enhance **market transparency**, consolidate **liquidity** and bring **fungibility** to current TRS market.
- Offer **margin compression** and **increase operational synergies**, trading Eurex Index Futures and TRF on the same trading platform (T7).
- Attract **new clients** (pension funds, asset managers) eager to invest in **repo** as a **new asset class**.

## Prerequisites

- **Simple & innovative product** which provides cost efficient access to the pay-out profile of a standard equity index total return swap:
  - **Buyer receives** the total equity performance of the index including distributions
  - Against that, **Buyer pays** for the funding cost associated with the equity index leg
  - TRF is quoted and traded in conventional **Spread** terms (+/- basis points)
- **Straightforward product** for members and template to be **used** for other underlying (e.g. other indices, stocks).

# Your benefits trading Euro STOXX 50® Total Return Futures

## Market Convention

- Trading as a TRF Spread expressed as annualised rate in (+/-) basis points

## Ten Years Exposure

- Via a single TRF trade (21 quarterly expiries and 5 year-end months expiries listed at all times)

## Price Transparency and Liquidity

- Price Transparency and Liquidity provided by market makers via the Eurex T7 System

## Portfolio Margining

- High Netting effects TRF's with other Equity and Equity Index ETDs within PRISMA e.g. EURO STOXX Futures up to 80%

## Mitigate Counterparty Risk

- Mitigate Counterparty Risk with Eurex Clearing and its lower counterparty risk weighting for RWA\*

## Reduce Capital Costs

- Reduce Capital Costs at Eurex Clearing with lower c-factor\*\* on default fund.

## Fully Fungible

- Fully Fungible product aiming to replicate in a cost-efficient way the payoff profile of OTC TRS.

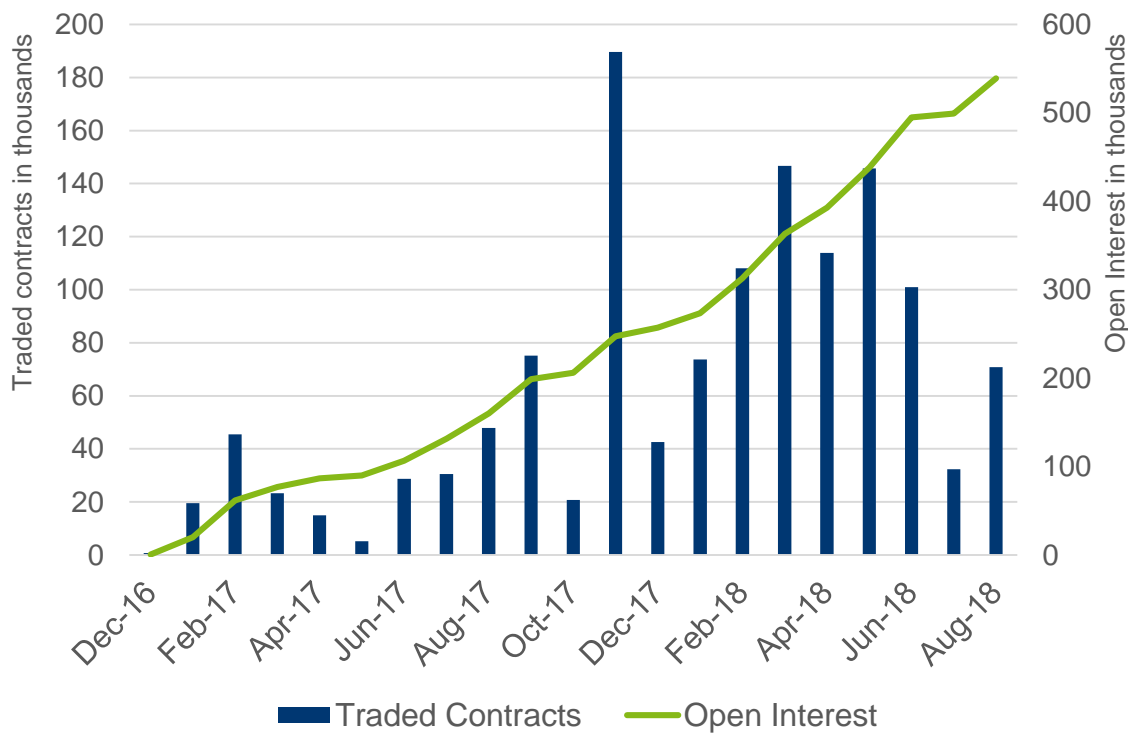


\* RWA is risk-weighted assets and is used to determine a bank's minimum capital requirements

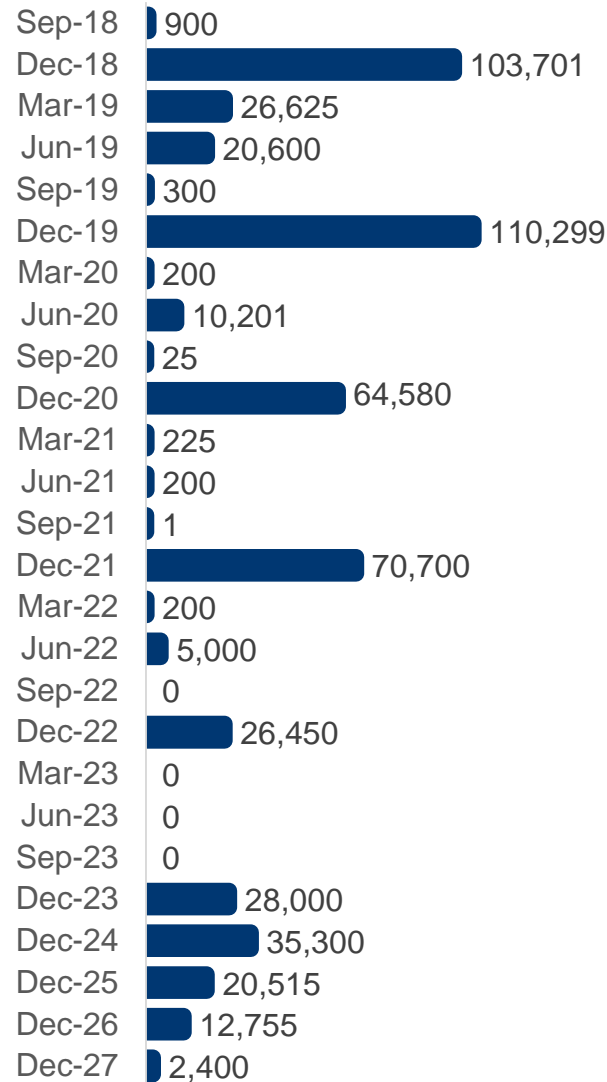
\*\* c-factor is the risk weight applied to a bank's trade exposure to Eurex Clearing, the Central Counterparty (CCP)

# Volumes Since Launch

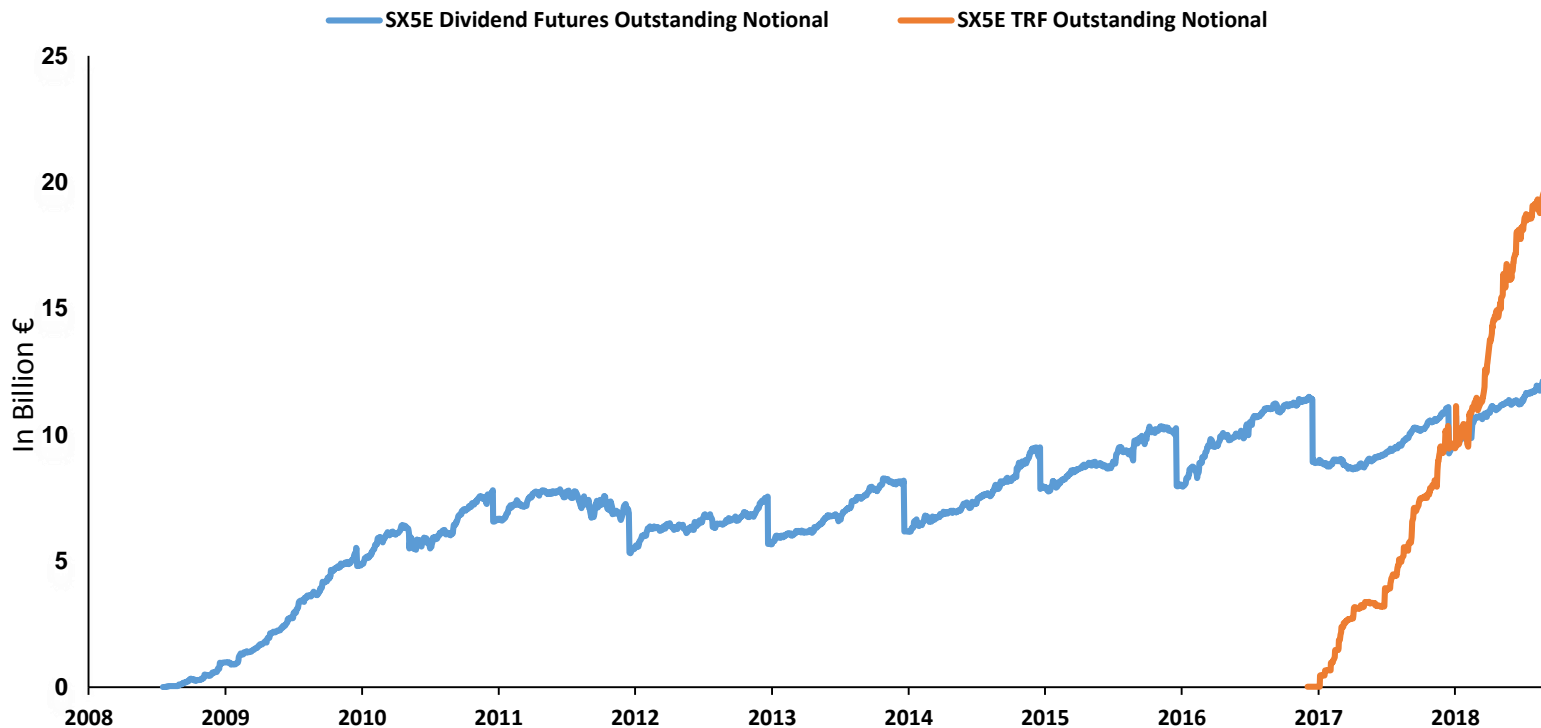
- +49 bn EUR notional traded with a significant end client participation
- The number of active members is continuously increasing
- +1,3 million contracts traded since launch
- 22 out of 26 maturities with exposures



■ Open Interest per maturity



# EURO STOXX 50® Index Dividend Futures versus EURO STOXX 50® Total Return Futures - Outstanding Notional



# About Implied Repo Rate (1)

- The equity repo rate is not just the cost to go short a security, it is at the confluence of derivative pricing, financing needs, new regulation and collateral management.
- Repo is the remainder component of an equity forward's price after spot, interest rate and dividend risks have been stripped out.

$$F_T = S_0 \times (1 + r - (\text{repo} + \text{dividend yield}))^T$$

The diagram illustrates the components of the forward price equation. Below the equation, four blue boxes are arranged horizontally, each with an arrow pointing to it from the corresponding term in the equation above. From left to right, the boxes are labeled: *Spot price*, *Interest rate*, *Repo*, and *Dividends*. The *Repo* box is distinguished by a white double border, indicating its significance in the context of the slide.

- The TRS spread represents the cost of carrying the underlying. Since the seller of TRS loans out the underlying and receives repo, the spread should be equal to “– repo” :

**The lower the repo, the higher the spread of a TRS**

Being “**Short**” a TRS means being “**Long**” the Implied Repo

## About Implied Repo Rate (2)

### Virtually every directional derivative has a repo exposure

Derivatives that have a short repo exposure : Derivatives that have positive delta

- Long future or forward
- Long call / Short put
- Long a Total Return Swap
- Any exotic option that is long the market

Derivatives that have a long repo exposure : Derivatives that have negative delta

- Short future or forward
- Long put / Short call
- Short a total return swap
- Any exotic option that is short the market

The repo exposure term is the maturity of the derivative.

- This creates a term structure of repo rates given a range of derivatives maturities



# Product Structure (1/2)

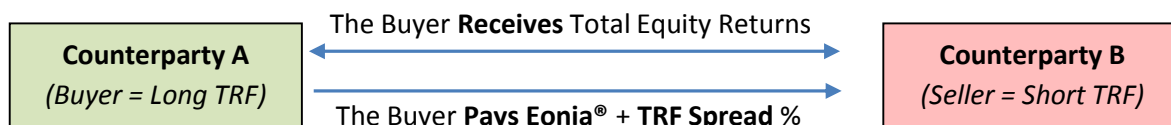
## Product Structure

- **Total Return Futures structure ("TR Futures / TRF")**
  - **Total Return Futures** based on:
    - EURO STOXX 50® Index (SX5E)
    - (a new) EURO STOXX 50® Dividend / Distribution points index (SX5EDD) and
    - Eonia®
  - **"Pay-as-you-go" structure** with daily distributions and funding paid out via the variation margin.
  - **TRF Spread** executed in basis points via the T7 trading system is converted in index points in order to determine the futures price in index points
  - **Order book and off-book trading** (via Trade Entry Services) within the Eurex T7 trading system via two trade types:
    - Trade at Index Close (**TAIC**) with an equity strike level based on index close (e.g. SX5E Close).
    - Trade at Market (**TAM**) based on custom-defined equity strike level provided by the investor.

# Product Structure (2/2)



- TRF contracts will represent the theoretical exposure to the underlying index (i.e. its component basket) at trade date assuming holding to expiry.
- The holder of a long position will receive the distributions associated with holding the cash basket, against which they will pay the funding associated with this purchase.
- The cost of funding will be made up in part by the overnight funding rate (Eonia®) and the traded TRF Spread. This spread represents the additional rate required by the seller over Eonia®, until expiry.



- TRF will be quoted and traded in **spread terms** to insulate the financing component in a transparent manner for the dealers / clients who want to play the repo rate:

$$\text{(Equity Performance + Distributions)} = \text{(Funding + TRF Spread)}$$

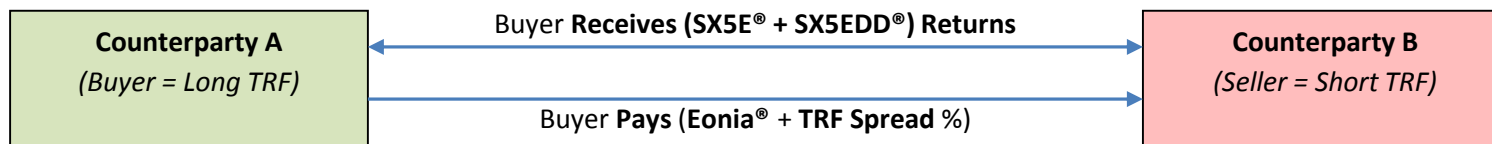
$$\Rightarrow \text{“Quoted” TRF Spread} = \text{Equity Performance + Distributions} - \text{Funding}$$

- The Traded Basis will be converted in conjunction with the accrued distributions and accrued funding into a Traded Futures price.
- Total returns will be incorporated into the Daily Settlement price and the daily profit and loss will be paid as a daily cash-flow via the regular variation margin process.

# TRF Product Specifications

Specification	EURO STOXX 50® Total Return Futures (TESX)	Bloomberg: <b>VHOA &lt;Index&gt;</b> Reuters: <b>: 0#TESX:</b>
<b>Underlying Indices</b>	EURO STOXX 50® Index (SX5E), EURO STOXX 50® Distribution Index (SX5EDD) and Eonia®	
<b>Contract Multiplier</b>	EUR 10 per index point	
<b>Quotation (TRF Spread)</b> <i>(basis points)</i>	TRF Spread as annualised rate expressed in basis points with one decimal (+ / - / 0)	
<b>Minimum TRF Spread Change</b>	+/- 0.5 basis points (1 basis point = 0.0001)	
<b>TRF Spread Conversion</b>	The TRF Spread will be converted within the T7 system into TRF futures prices expressed in index points	
<b>Trade Types</b> <i>(TAIC vs. TAM)</i>	<ul style="list-style-type: none"> <li>• Trade at Index Close (“<b>TAIC</b>”) with a strike price based on Close SX5E index</li> <li>• Trade at Market (“<b>TAM</b>”) with a custom-defined strike price</li> </ul>	
<b>Accrued Distributions &amp; Funding</b>	The distribution and funding rate payments will be accumulated from launch and will be added to the TRF futures price in index points. The daily changes in the distributions and funding payments are paid out daily via the variation.	
<b>Contract Months</b>	9 years and 11 months: the 21 nearest quarterly months as well as up to the next 5 succeeding year-end months	
<b>Settlement</b>	Cash settlement, payable on the first exchange day following the Final Settlement Day	
<b>Daily Settlement TRF Spread</b> <i>(basis points)</i>	<p>Used to calculate the daily settlement price and determined as follows:</p> <ul style="list-style-type: none"> <li>• The TRF Spread traded via the closing auction between 17:25 – 17:30 CET. If no trades - will be determined based on the average bid-ask spread. If no average bid-ask spread, then will be determined as the volume-weighted average TRF Spread of all transactions executed during the last 30 minutes of continuous trading</li> <li>• If no price can be determined according to the above the Daily Settlement TRF Spread will be determined based on a theoretic (fair) TRF Spread for the respective contract</li> </ul>	
<b>Last Trading Day</b>	The Eurex trading day immediately preceding the Expiration day	
<b>Expiration Day</b>	3 <sup>rd</sup> Friday of each quarterly expiration month if this is an exchange day; otherwise the immediately preceding exchange day	
<b>Final Settlement Price</b> <i>(index points)</i>	Established by Eurex on Expiration Day and it is based the following components: Final Settlement Price of the EURO STOXX 50® Index Futures (FESX), accrued distributions and accrued funding until the expiration date	
<b>Trading Hours</b>	<ul style="list-style-type: none"> <li>• <b>Order book (TAIC):</b> 07:30 – 17:30 CET / <b>Off-book (TAIC &amp; TAM):</b> 07:30 – 22:00 CET</li> </ul>	

# Motivation & Examples



## Motivation for Buyers (Long Equity)

- TRFs offer immediate exposure to the EURO STOXX 50® Index without requiring the full capital
- TRFs allow synthetic buying of the underlying assets without the need for portfolio management of the individual components

## Motivation for Sellers (Long Repo)

- TRFs offer the ability to transfer the market risk of the portfolio of an investor
- TRFs offer the ability to benefit from short term repo rate movements e.g. from high repo rates when there is a strong negative outlook on the index

## Examples

### Insurance Company

- Insurance companies often buy downside portfolio protection e.g. long dated out-of-the money puts. They may wish to hedge their repo risk by selling the long-term implied repos

### Bank

- Banks often sell structured products such as auto-callables where they in effect buy cancellable long-term puts. If the market goes down this extends likely duration and hence they become short longer forwards. They may wish to hedge by selling the medium to longer term repos.

### ETF Provider

- May wish to substitute cash replication with synthetic exposure to the index as this will reduce inventory and collateral management whilst locking in repo rate. The CCP mitigates the counterparty risk

### Asset Manager

- An asset manager may believe that the repo curve is too steep and they can take advantage by selling the longer dated TRF and buying shorter date to take advantage of the difference

# Margin Offsets (1)

Eurex can offer significant margin offsets between TRF and equity derivatives in PRISMA. The majority of delta for TRS are done using listed equity index products such as index futures, synthetics forward (using listed options) and dividend futures.

Portfolio	Product Long	Product Short	# Long	#Short	IM	IM %	Portfolio effects
FESX 1st	FESX 1st		1		2,328.03	7.05%	
FEXD 1st	FEXD 1st		1		127.73	1.00%	
TRF 1st	TRF 1st		1		2423.58	6.83%	
TRF 21st	TRF 21st		1		2433.08	6.65%	
FESX 1st - TRF 1st	FESX 1st	TRF 1st	1	1	323.54		93%*
TRF 1st – TRF 5th	TRF 1st	TRF 5th	1	1	60.62		99%*
TRF 1st – TRF 21st	TRF 1st	TRF 21st	1	1	361.81		93%*
TRF 3rd – TRF 7th	TRF 3rd	TRF 7th	1	1	37.99		99%*
TRF 7th - TRF 3rd, FEXD 2nd	TRF 7th	TRF 3rd , FEXD 2nd	20	10 & 1	24,529.39		34%

**Disclaimer:**

- \* In compliance with regulations, margin savings are capped at 80%, the exceedance is charged via supplementary margin.
- The calculations have been derived using the envisaged configurations (e.g. Liquidity Add-On, vola floor) and a holding period of 3 days.
- Please keep in mind, that the figures are not productive and should be used as indication only. Especially for the FEXD and the TRF only approximate figures have been determined, since they are not launched in Prisma yet.

# Margin Offsets (2)

- This is a practical example for both 5 million EUR notional long EURO STOXX 50® index futures (FESX) versus 5 million EUR notional short EURO STOXX 50® Total Return Futures (TESX)



Name	Eurex	Long	Short	Exp. Date	Initial Margin (in EUR)	Liquidity add on (in EUR)	Margin Total (in EUR)	Portfolio Margin Total (in EUR)	Margin savings
EURO STOXX 50® Index Future	FESX	150	0	Jun 18	348,295.95	1,127.73	349,256.95	<b>44,022.69</b>	<b>93%*</b>
Total Return Future	TESX	0	140	Jun 18	321,642.21	4,963.54	326,605.75		

**Disclaimer:**

- \* In compliance with regulations, margin savings are capped at 80%, the exceedance is charged via supplementary margin.



\*Calculation date: 19/03/2018

# Trade Life Cycle

- The handling of Total Return Futures is similar to **basis trading** as the order entry, execution and settlement is based on the **TRF Spread** (i.e. financing cost / Repo), expressed as an annualised rate in +/- basis points\*.
- The **main steps** regarding the trade and post-trade workflow are the following:

## Order Entry

- **Step 1:** The members submit the orders by specifying the “**Traded TRF Spread**” (basis points) for the respective contract month (e.g. **+ 60.5 bps** for DEC16 expiry).

## Trade Execution

- **Step 2:** Once the order is executed at the TRF spread, the Eurex system calculates the “**Traded Futures Price**” based on the:
  - Equity index and Traded Basis.
  - Accrued Distributions and Accrued Funding.

**Note:** The Traded Basis is determined based on the conversion of the Traded TRF Spread from basis points into index points.

## Clearing

- **Step 3:** The executed trade is cleared immediately via Open Offer based on the respective “**Traded Futures Price**”.

## M-to-M / Daily P/L

- **Step 4:** The “**Daily Futures Settlement Price**” is calculated EOD based on the:
  - Close SX5E and Daily Settlement Basis.
  - Accrued Distributions and Accrued Funding.

**Note:** The Daily Settlement Basis is determined based on the conversion of the Daily Settlement TRF Spread from basis points into index points.
- **Step 5:** The **Daily Profit/Loss (Variation Margin)** is calculated based on the settlement prices.

## Expiration

- **Step 6:** At the contract expiration, any remaining open position will be marked-to-market and cash settled based on the “**Final Futures Settlement Price**” (i.e. EDSP of FESX futures):
  - At expiration the Traded Basis is zero, hence only the equity index level is taken into consideration.

# Pricing

## Pricing for new contracts:

Pricing is configured on standard Eurex elements

- Transaction (Trade) Fee
- Cash Settlement Fee

Assumption is that initial trade migration will be similar to on-boarding of TRS i.e. large bilaterally negotiated trades introduced using TES – hence Block Trade Fees are equivalent to Orderbook.

Contract	Account	Orderbook	Block Trades
Total Return Futures (Transaction Fee) on STOXX Indices	A / M / P	EUR 0.60	EUR 0.60
Total Return Futures (Cash Settlement) on STOXX Indices	A / M / P	EUR 0.60	EUR 0.60

In addition there is an implementation of a (position) Maintenance Fee which is incorporated due to the potential that positions will be both long term (up to 10 years) and be retained as Open Interest in Clearing (equivalent to an underlying TRS)

Contract – Maintenance Fee	Account	Standard Fee per Contract
Total Return Futures (Transaction Fee) on STOXX Indices	A / P	EUR 0.002 Daily (EUR 0.73 p.a.)

## Maintenance Fee:

A fee holiday for maintenance fees is presently offered to members as an additional incentive. Product Development will re-evaluate if an extension of this fee holiday is necessary. The current assumption that the maintenance fee will be technically implemented in 2018 by the MIFID/MIFIR project and can be charged from then on.



# Further Information

## Contact us

### Global Product R&D

Stuart Heath  
T: +44 (0)207 8 62 72 -53  
[stuart.heath@eurexchange.com](mailto:stuart.heath@eurexchange.com)

Ralf Huesmann  
T: +49 (0)69 2 11-1 54 43  
[ralf.huesmann@eurexchange.com](mailto:ralf.huesmann@eurexchange.com)

### Sales UK

James Brown  
T: +44 (0)207 8 62 72-12  
[james.brown@eurexchange.com](mailto:james.brown@eurexchange.com)

### Sales Switzerland & Italy

Philipp Schultze  
T: +41 (0)43 43 0-71 26  
F: +41 (0)43 43 0-72 90  
[philipp.schultze@eurexchange.com](mailto:philipp.schultze@eurexchange.com)

### Sales Germany

Simona Simon  
T: +49 (0)69 2 11-1 82 18  
F: +49 (0)69 2 11-61 52 38  
[simona.simon@eurexchange.com](mailto:simona.simon@eurexchange.com)

### Sales Americas

Damien Zinck  
T: +1 312 544-10 51  
[damien.zinck@eurexchange.com](mailto:damien.zinck@eurexchange.com)

### Sales France

Nicolas von Kageneck  
T: +33 (0)155 2 76-7 76  
F: +33 (0)155 2 76-7 50  
[nicolas.kageneck@eurexchange.com](mailto:nicolas.kageneck@eurexchange.com)

### Sales Asia & Middle East

Stefan Morgenstern  
T: +852 25 30-78 08  
F: +852 25 30-78 88  
[stefan.morgenstern@eurexchange.com](mailto:stefan.morgenstern@eurexchange.com)

Total Return Futures (TESX):  
<http://www.eurexchange.com/exchange-en/products/trf>

Eurex Trade Entry Services / Multilateral Trade Registration (MTR):  
<http://www.eurexchange.com/exchange-en/products/eurex-trade-entry-services/multilateral-trade-registration>

© Eurex 2018

Deutsche Börse AG (DBAG), Clearstream Banking AG (Clearstream), Eurex Frankfurt AG, Eurex Clearing AG (Eurex Clearing) as well as Eurex Bonds GmbH (Eurex Bonds) and Eurex Repo GmbH (Eurex Repo) are corporate entities and are registered under German law. Eurex Zürich AG is a corporate entity and is registered under Swiss law. Clearstream Banking S.A. is a corporate entity and is registered under Luxembourg law. U.S. Exchange Holdings, Inc. and International Securities Exchange Holdings, Inc. (ISE) are corporate entities and are registered under U.S. American law. Eurex Frankfurt AG (Eurex) is the administrating and operating institution of Eurex Deutschland. Eurex Deutschland and Eurex Zürich AG are in the following referred to as the “Eurex Exchanges”.

All intellectual property, proprietary and other rights and interests in this publication and the subject matter hereof (other than certain trademarks and service marks listed below) are owned by DBAG and its affiliates and subsidiaries including, without limitation, all patent, registered design, copyright, trademark and service mark rights. While reasonable care has been taken in the preparation of this publication to provide details that are accurate and not misleading at the time of publication DBAG, Clearstream, Eurex, Eurex Clearing, Eurex Bonds, Eurex Repo as well as the Eurex Exchanges and their respective servants and agents (a) do not make any representations or warranties regarding the information contained herein, whether express or implied, including without limitation any implied warranty of merchantability or fitness for a particular purpose or any warranty with respect to the accuracy, correctness, quality, completeness or timeliness of such information, and (b) shall not be responsible or liable for any third party's use of any information contained herein under any circumstances, including, without limitation, in connection with actual trading or otherwise or for any errors or omissions contained in this publication.

This publication is published for information purposes only and shall not constitute investment advice respectively does not constitute an offer, solicitation or recommendation to acquire or dispose of any investment or to engage in any other transaction. This publication is not intended for solicitation purposes but only for use as general information. All descriptions, examples and calculations contained in this publication are for illustrative purposes only.

Eurex and Eurex Clearing offer services directly to members of the Eurex exchanges respectively to clearing members of Eurex Clearing. Those who desire to trade any products available on the Eurex market or who desire to offer and sell any such products to others or who desire to possess a clearing license of Eurex Clearing in order to participate in the clearing process provided by Eurex Clearing, should consider legal and regulatory requirements of those jurisdictions relevant to them, as well as the risks associated with such products, before doing so.

Eurex derivatives are currently not available for offer, sale or trading in the United States or by United States persons (other than EURO STOXX 50® Index Futures, EURO STOXX 50® ex Financials Index Futures, EURO STOXX® Select Dividend 30 Index Futures, EURO STOXX® Index Futures, EURO STOXX® Large/Mid/Small Index Futures, STOXX® Europe 50 Index Futures, STOXX® Europe 600 Index Futures, STOXX® Europe 600 Banks/Industrial Goods & Services/Insurance/Media/Travel & Leisure/Utilities Futures, STOXX® Europe Large/Mid/Small 200 Index Futures, Dow Jones Global Titans 50 Index<sup>SM</sup> Futures (EUR & USD), DAX®/MDAX®/TecDAX® Futures, SMIM® Futures, SLI Swiss Leader Index® Futures, MSCI World/Europe/Japan/AC Asia Pacific ex Japan Index Futures and VSTOXX® Futures as well as Eurex inflation/commodity/weather/property and interest rate derivatives).

#### Trademarks and Service Marks

Buxl®, DAX®, DivDAX®, eb.rexx®, Eurex®, Eurex Bonds®, Eurex Repo®, Eurex Strategy Wizard<sup>SM</sup>, Euro GC Pooling®, FDAX®, FWB®, GC Pooling®, GCPI®, MDAX®, ODAX®, SDAX®, TecDAX®, USD GC Pooling®, VDAX®, VDAX-NEW® and Xetra® are registered trademarks of DBAG. Phelix Base® and Phelix Peak® are registered trademarks of European Energy Exchange AG (EEX). All MSCI indexes are service marks and the exclusive property of MSCI Barra. RDX® is a registered trademark of Vienna Stock Exchange AG.

IPD® UK Annual All Property Index is a registered trademark of Investment Property Databank Ltd. IPD and has been licensed for the use by Eurex for derivatives. SLI®, SMI® and SMIM® are registered trademarks of SIX Swiss Exchange AG.

The STOXX® indexes, the data included therein and the trademarks used in the index names are the intellectual property of STOXX Limited and/or its licensors Eurex derivatives based on the STOXX® indexes are in no way sponsored, endorsed, sold or promoted by STOXX and its licensors and neither STOXX nor its licensors shall have any liability with respect thereto.

Dow Jones, Dow Jones Global Titans 50 Index<sup>SM</sup> and Dow Jones Sector Titans Indexes<sup>SM</sup> are service marks of Dow Jones & Company, Inc. Dow Jones-UBS Commodity Index<sup>SM</sup> and any related sub-indexes are service marks of Dow Jones & Company, Inc. and UBS AG. All derivatives based on these indexes are not sponsored, endorsed, sold or promoted by Dow Jones & Company, Inc. or UBS AG, and neither party makes any representation regarding the advisability of trading or of investing in such products.

All references to London Gold and Silver Fixing prices are used with the permission of The London Gold Market Fixing Limited as well as The London Silver Market Fixing Limited, which for the avoidance of doubt has no involvement with and accepts no responsibility whatsoever for the underlying product to which the Fixing prices may be referenced.

PCS® and Property Claim Services® are registered trademarks of ISO Services, Inc.

Korea Exchange, KRX, KOSPI and KOSPI 200 are registered trademarks of Korea Exchange Inc.

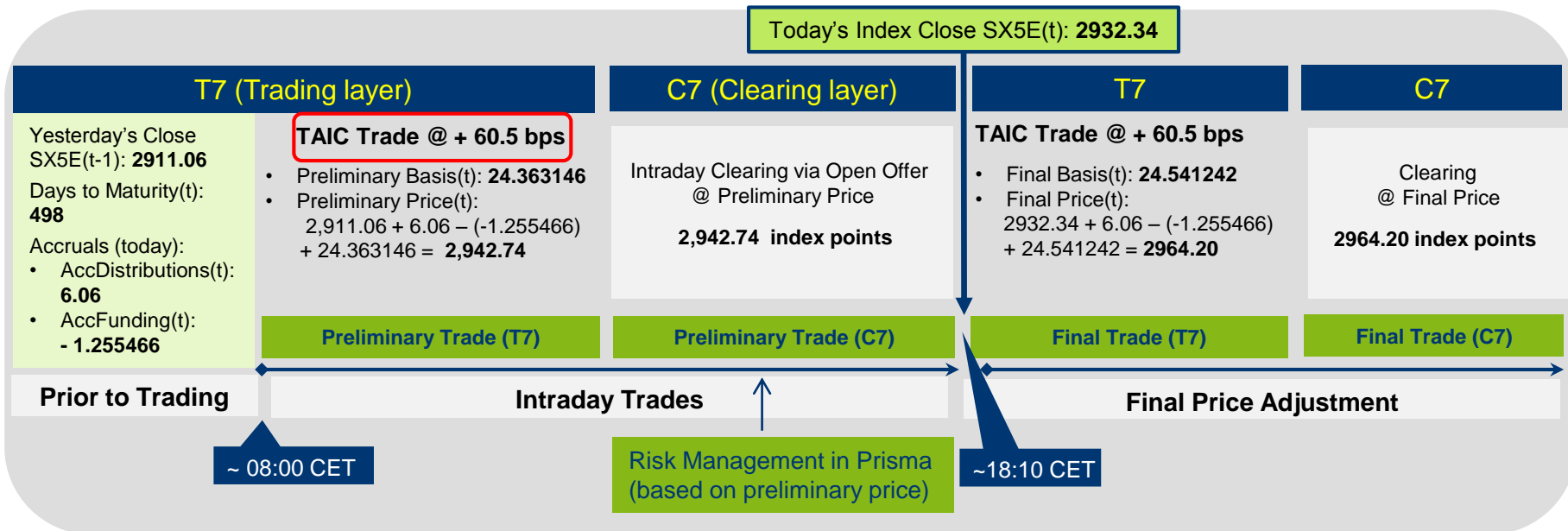
BSE and SENSEX are trademarks/service marks of Bombay Stock Exchange (BSE) and all rights accruing from the same, statutory or otherwise, wholly vest with BSE. Any violation of the above would constitute an offence under the laws of India and international treaties governing the same.

The names of other companies and third party products may be trademarks or service marks of their respective owners.

# Back-up

# Example: TAIC Trade Workflow

- Until the SX5E Close is known, the TAIC trades are priced as preliminary trades (based on the Index Close value of previous day)
- C7 sends confirmation about the transaction at the preliminary clearing price
- C7 to settle TAIC into the same TRF product code (i.e. TESX) at the final settlement price in index points



- ❑ On T7 side, there will be 2 ETI messages:
- One intraday message:
    - Booking In of the **"Preliminary Trade"** (one deal ID).
  - One combined message when conversion is done from Preliminary to Final Price:
    - Booking In **"Final Trade"** (different deal ID from the Preliminary trade) and Booking Out **Preliminary Trade**.

- ❑ On C7 side, there will be 3 FIXML messages:
- One intraday message:
    - Booking In **"Preliminary Trade"** (suffix "0000").
  - Two messages when conversion is done from Preliminary to Final Price:
    - Booking Out **"Preliminary Trade"** (suffix "0001")
    - Booking In **Final Trade** (suffix "0002").

# Distribution Index & Extraordinary Handling

## SX5EDD Distribution Index

- As of 30<sup>th</sup> September a new index has been distributed by STOXX to cover all gross dividends and additionally the amounts deducted due to taxation of special cash and stock distributions
- EURO STOXX 50® Distribution Points index (SX5EDD) published with 2 decimals. Available on Bloomberg & Reuters – details <https://www.stoxx.com/index-details?symbol=SX5EDD>
- No (periodic) reset to zero of SX5EDD and shall not be adjusted with negative distribution points in case of cancellation of the distributions
- The base date from (but excluding) 18 Dec 2015 such that SX5EDD should coincide with the date when the existing SX5ED dividend index is reset to zero in December 2015

## Delays / Corrections of SX5E

- The trade processing for TAIC shall be done after the confirmation by STOXX of the official closing level and its input and validation by Market Supervision of the Close SX5E in the T7 system
- Should a correction occur on the same day, the respective level should be reflected in the TAIC trade levels as well. However any amendment after finalisation will require a cash adjustment to be applied

## Market Disruption

- Eurex can decide to suspend the TAIC trades in the order book should one of the SX5E index constituents be closed, but still to allow off-book trades (both TAIC and TAM)
- Eurex may decide to suspend of market makers' obligations
- Equity strike is not adjusted in case of TAIC (i.e. the published value for the Close SX5E shall be used)

## Distribution Recovery

- As noted the new distribution SX5EDD index will not be adjusted (i.e. no negative index points applied in case of a distribution cancellation)
- No adjustment of the futures prices so as not to impact the other parties which entered after the ex-date
- The relevant period is between the distribution ex-date and the cancellation date. The impacted parties are the holders of the open interest (long & short) at the close of business on the day before ex-date (i.e. COB Ex-Date – 1)
- Any compensation shall be done by Eurex via a cash instruction with a separate booking code

# Member Impact (1/2)

## Access

- No new membership license for TRF required
- All trading members will have access to TRF (should the respective clearing members enable their trading members for the product)

## Accruals

- Daily cash-flows approach based on “**accruals handling**”:
  - The **total** distributions / funding will start accruing into the **traded futures price** from launch
  - The **daily** distributions / funding will be effectively paid out via the daily **variation margin** (as P&L)
- No change in the calculation of the variation margin as the accruals amounts are included

## Double Notation

- TRF trades entail **double notation** as they are executed based on the **TRF Spread** in basis points:
  - Traded TRF Spread can take positive or **negative** values. The internal systems used for listed derivatives would potentially have to be updated to cope with TRF handling
- Once the trade is matched, the T7 trading system will perform a conversion from basis points (“**trading notation**”) into index points (“**clearing notation**”)
  - Note: the clearing system receives the trades with (positive) futures prices in index points

## Trade at Index Close vs. Trade at Market

- TRF handling entails two types of trades using the same product code:
  - **Trade at Index Close** (TAIC) based on daily index close of the EURO STOXX 50® (SX5E)
  - **Trade at Market** (TAM) based on a pre-agreed (custom strike) EURO STOXX 50® index level
- In case of **TAIC trades**, the handling entails a Preliminary trade and a Final trade:
  - The preliminary feedback from the vendors is that this handling can be supported (i.e. FIS & ION)
  - However, additional IT build effort might be needed on members side

# Member Impact (2/2)

## Regulatory Reporting

- It is envisaged that the **Traded TRF Spread** is not required in the clearing layer for regulatory reporting purposes (similar to Variance Futures)
- Therefore only the derived Traded Futures Price will be required for regulatory reporting purposes

## Portfolio Margining / Risk Systems

- TRF are envisaged to be included in the existing **equity liquidation group (PEQ01)** within PRISMA
  - Initial margin offsets with all equity futures and options included in the liquidation group
  - Dividend futures and options will also be included in the PEQ01 with Prisma Release 5.0
  - Portfolio simulations via Margin Calculator in production based on Prisma methodology\*
- TRF needs to be implemented in member's **internal risk systems**

## Index Disruption

- In the case of the late delivery of an SX5E index close or in the case that an index is subsequently amended – meaning that TAIC and/or TAM trades and/or the Daily Settlement Price is incorrect
  - Eurex will introduce a cash adjustment in respect of the incorrect calculations of traded futures price and any adjustment made to the daily settlement price in respect of open positions

## Distribution Cancellation / Recovery

- In the unlikely event of a dividend cancellation in SX5E (i.e. a dividend has gone ex- but is subsequently not fully paid) – then a cash compensation process shall be done by Eurex:
  - Process will use existing handling in case of **wrong final settlement prices** on the expiration day  
Note: the new distribution SX5EDD index will not be adjusted (i.e. no negative index points)
  - No retroactive adjustment of the daily TRF settlement prices will be done by Eurex so as not to impact the other parties which have traded after the ex-date
- The relevant period is between the **distribution ex-date** and the **cancellation date**:
  - The **impacted parties** are the holders of the open interest (long & short) at the close of business on the day before ex-date (i.e. CoB Ex-Date – 1)
  - The **long position** holders as of **Ex-Date – 1 (CoB)** would be debited the cash amount corresponding to the distributions not effectively received (and credited to short position holders)
- Impacted parties will be similarly **notified** as with existing handling for incorrect final settlement prices:

# Member Readiness Key Questions

## Trading vs. Clearing Notation

- **Question 1:** Can your internal systems cope with the double notation (i.e. conversion from TRF Spread in basis points into TRF futures price in index points)?

## Negative Quotations

- **Question 2:** Can your internal systems cope with the negative quotations (i.e. TRF Spread)?

## Accruals Breakdown

- **Question 3:** Would your internal systems require the breakdown of the accruals in the Clearing or back office layer (i.e. Accrued Distributions and Accrued Funding)?  
(note: IT build impact on ISVs)

## TRF Spread Reporting

- **Question 4:** Would your internal systems require the TRF Spread in the Clearing/Back Office layer?

## TAIC

- **Question 5:** Can your internal systems handle TAIC with Preliminary and Final trade processing?

## Risk Systems

- **Question 6:** Will your internal risk systems be able to cope with TRF as a listed product?